



US00D348675S

# United States Patent [19]

[11] Patent Number: **Des. 348,675**

**Matheny**

[45] Date of Patent: **\*\* Jul. 12, 1994**

[54] **PAY TYPE TELEPHONE STATION  
VOLUME CONTROL PUSH-BUTTON  
SWITCH**

D. 302,149	7/1989	Ozeki	.....	D13/171
D. 316,540	4/1991	Hirose	.....	D13/171
D. 319,628	9/1991	Whitley, III	.....	D13/171
D. 328,301	7/1992	Brito	.....	D14/250
4,771,367	9/1988	Serr et al.	.....	361/673 X

[75] Inventor: **Mark Matheny, Manchester, Conn.**

[73] Assignee: **Tek Electronics Manufacturing Corporation, Manchester, Conn.**

[\*\*] Term: **14 Years**

[21] Appl. No.: **873,272**

[22] Filed: **Apr. 22, 1992**

[52] U.S. Cl. .... **D14/247; D13/171;  
D14/240**

[58] Field of Search ..... **379/98, 143, 144, 155,  
379/419, 420, 428, 440, 441, 442, 447; 361/673;  
D14/240, 247, 244, 140, 146, 142, 257;  
D13/171**

[56] **References Cited**

**U.S. PATENT DOCUMENTS**

D. 210,949	5/1968	Ratner	.....	D14/240
D. 265,824	8/1982	Foggia et al.	.....	D14/247
D. 282,067	1/1986	Inaba	.....	D14/247
D. 291,566	8/1987	Perry et al.	.....	D14/146 X


*Primary Examiner*—Nelson C. Holtje  
*Assistant Examiner*—Jeffrey Asch  
*Attorney, Agent, or Firm*—McCormick, Paulding & Huber

[57] **CLAIM**

The ornamental design for a pay type telephone station volume control push-button switch, as shown and described.

**DESCRIPTION**

FIG. 1 is a perspective view of a pay type telephone station volume control push-button switch showing my new design;  
FIG. 2 is a front elevation view;  
FIG. 3 is a right side elevation view, the left side being a mirror image thereof;  
FIG. 4 is a rear plan view;  
FIG. 5 is a bottom plan view; and,  
FIG. 6 is a top plan view thereof.






FIG. 1




FIG. 2

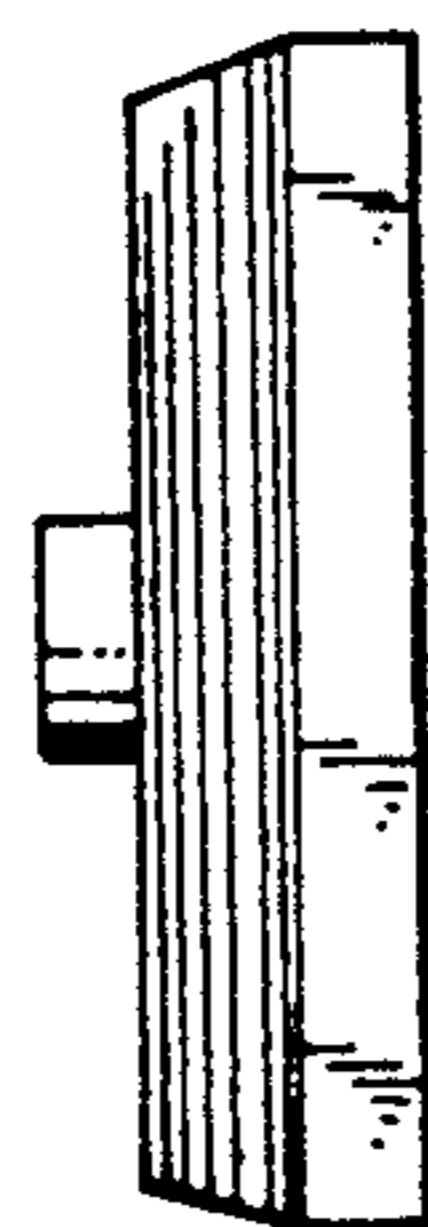


FIG. 3

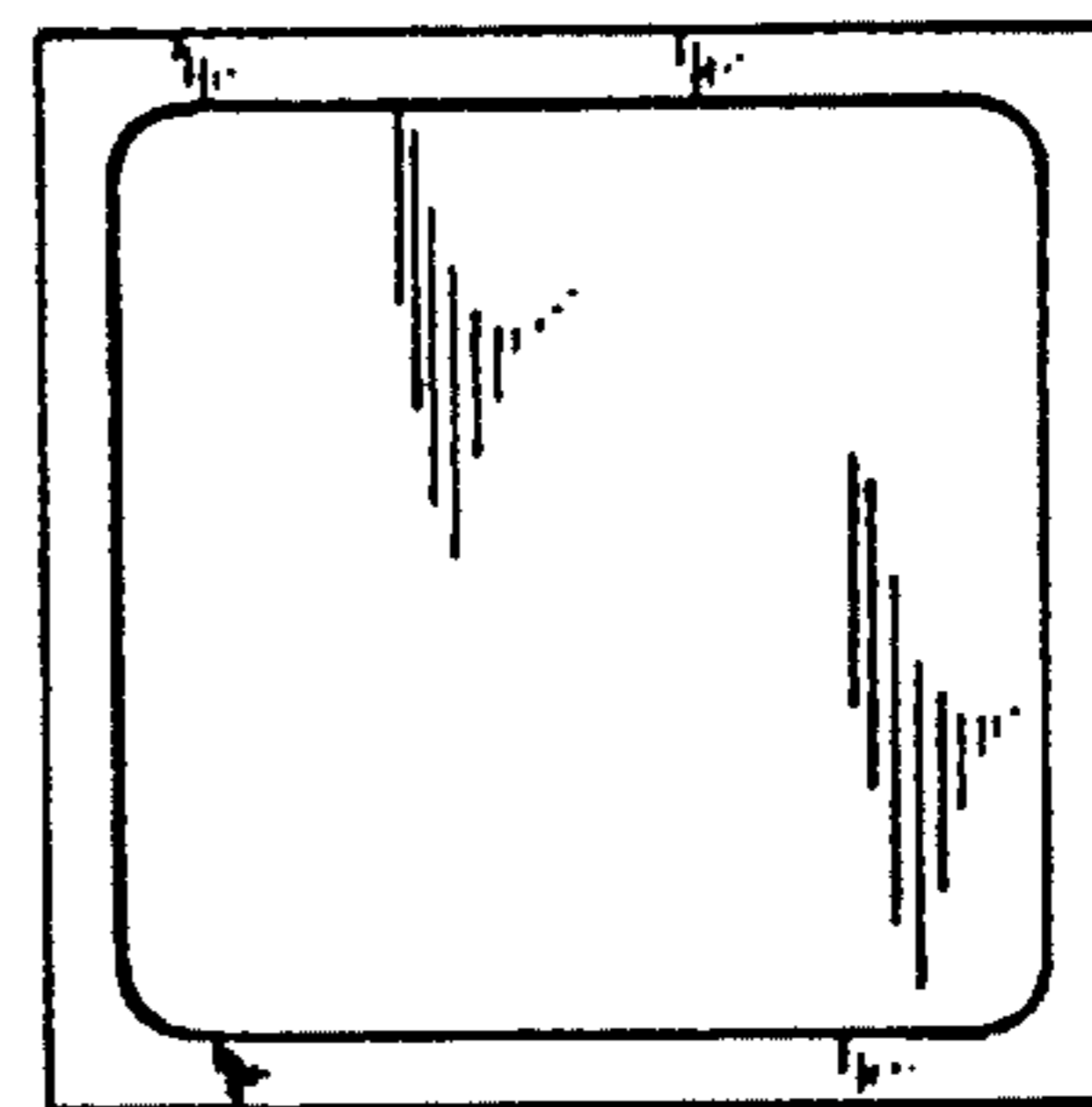


FIG. 4




FIG. 5




FIG. 6