



US00D348674S

United States Patent [19]

Lindeman et al.

[11] Patent Number: **Des. 348,674**

[45] Date of Patent: **** Jul. 12, 1994**

[54] **TELEPHONE CONTROL HOUSING**

[75] Inventors: **Phillip E. Lindeman, Roselle; Joseph F. Pulio, Jr.,** South Barrington, both of Ill.

[73] Assignee: **Motorola, Inc.,** Schaumburg, Ill.

[**] Term: **14 Years**

[21] Appl. No.: **7,557**

[22] Filed: **Apr. 27, 1993**

[52] U.S. Cl. **D14/240; D14/149**

[58] Field of Search 379/70, 73, 419, 420, 379/428, 440, 441; 361/641, 658, 673, 679, 724, 728, 730, 825; D14/100, 115, 140, 142, 240, 241, 245, 151, 141, 149, 137; D18/6, 7, 11; D13/164, 184

[56] **References Cited**

U.S. PATENT DOCUMENTS

D. 293,241 12/1987 Wan et al. D14/100

D. 293,671	1/1988	Beaumont	D14/241
D. 306,026	2/1990	Boykin	D14/151 X
D. 316,264	4/1991	Levy	D14/141 X
D. 321,208	10/1991	Bergstresser, Sr. et al.	D18/7 X
D. 328,291	7/1992	Falkner	D14/100 X
D. 328,607	8/1992	Brennan	D18/7
D. 330,204	10/1992	Tokiyama	D14/137 X
D. 332,465	1/1993	Johnson et al.	D14/100 X

Primary Examiner—Alan P. Douglas

Assistant Examiner—Jeffrey Asch

Attorney, Agent, or Firm—Kenneth W. Bolvin; John J. King

[57] **CLAIM**


The ornamental design for a telephone control housing, as shown and described.

DESCRIPTION

FIG. 1 is a front, top and left side perspective view showing our new design for a telephone control housing;

FIG. 2 is a bottom elevational view thereof; and,

FIG. 3 is a right side elevational view thereof.



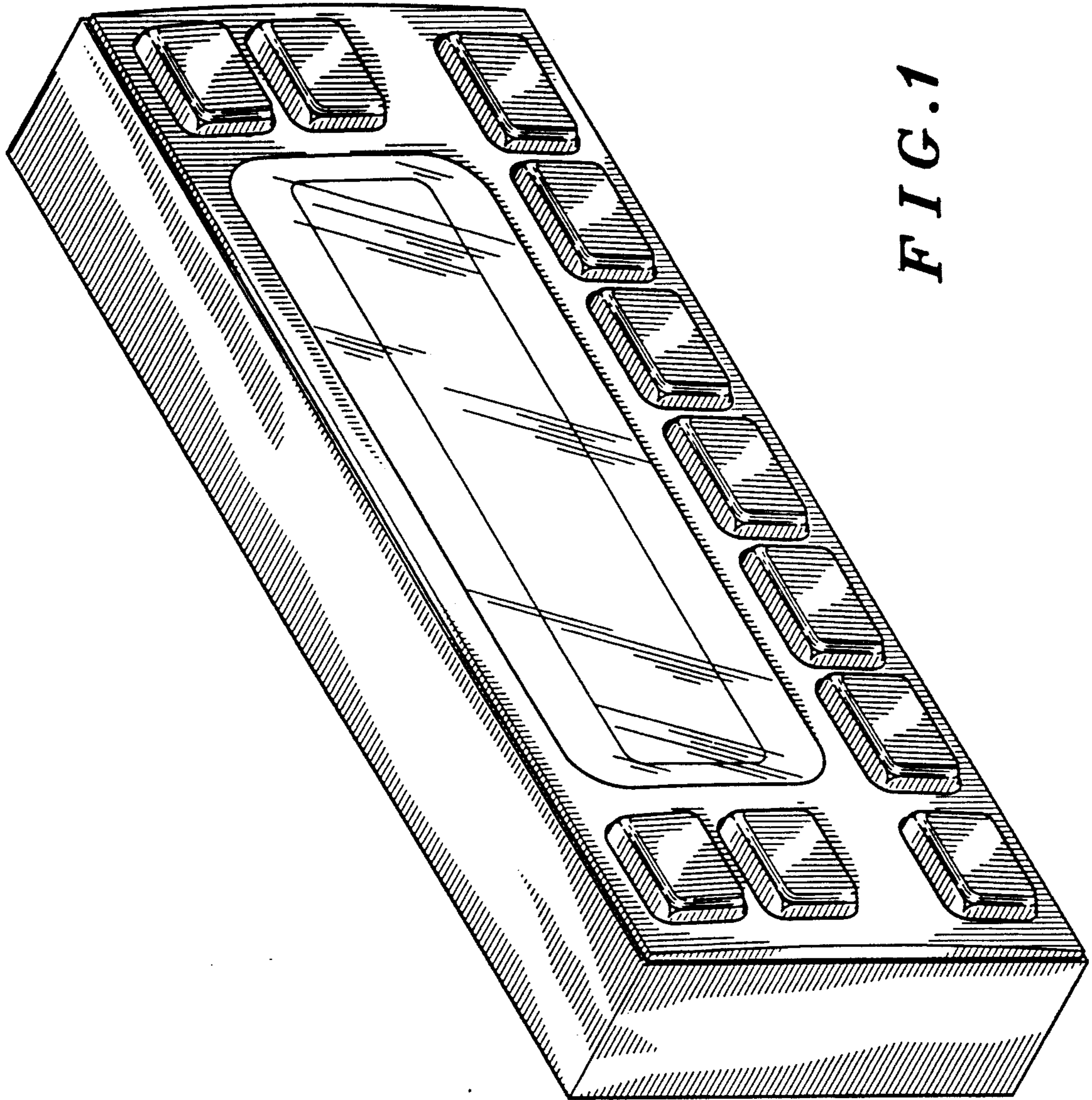


FIG. 1

FIG. 2

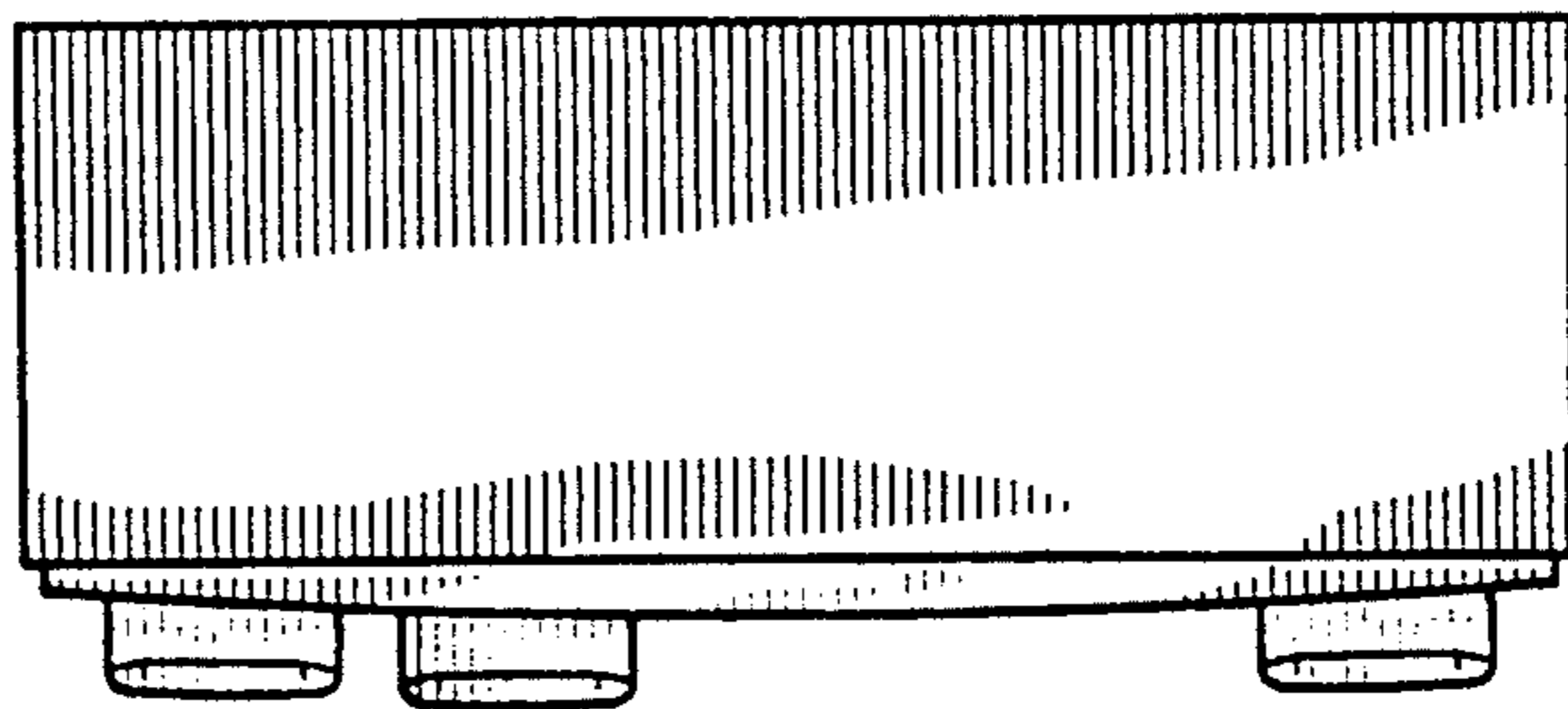
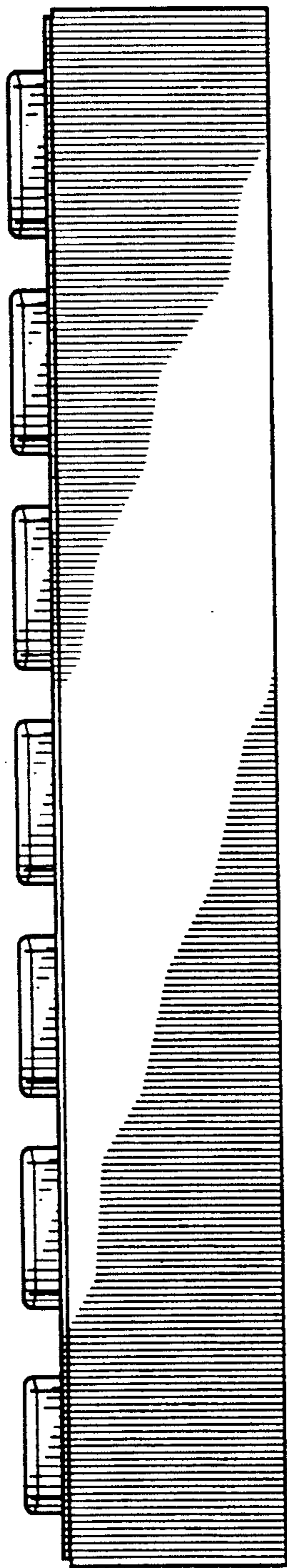


FIG. 3