



US00D348668S

United States Patent [19]
Taylor

[11] **Patent Number: Des. 348,668**
[45] **Date of Patent: ** Jul. 12, 1994**

[54] **TELEPHONE BASE**
[75] **Inventor: Terrance N. Taylor, Barrington, Ill.**
[73] **Assignee: Motorola Inc., Schaumburg, Ill.**
[**] **Term: 14 Years**
[21] **Appl. No.: 9,818**
[22] **Filed: Jun. 4, 1993**
[52] **U.S. Cl. D14/149**
[58] **Field of Search 379/419, 420, 428, 440,**
379/436, 441, 368, 58-60; D14/140, 142,
149-151, 240, 241, 251, 253; D13/108, 107, 106,
103

D. 278,434 4/1985 Nestell D14/149
D. 279,777 7/1985 Cooke et al. D14/149
D. 339,564 9/1993 Nagele et al. D13/108
D. 343,841 2/1994 Hon et al. D13/108
D. 344,516 2/1994 Gillett et al. D14/149

Primary Examiner—Alan P. Douglas
Assistant Examiner—Jeffrey Asch
Attorney, Agent, or Firm—Kirk W. Dailey

[57] **CLAIM**

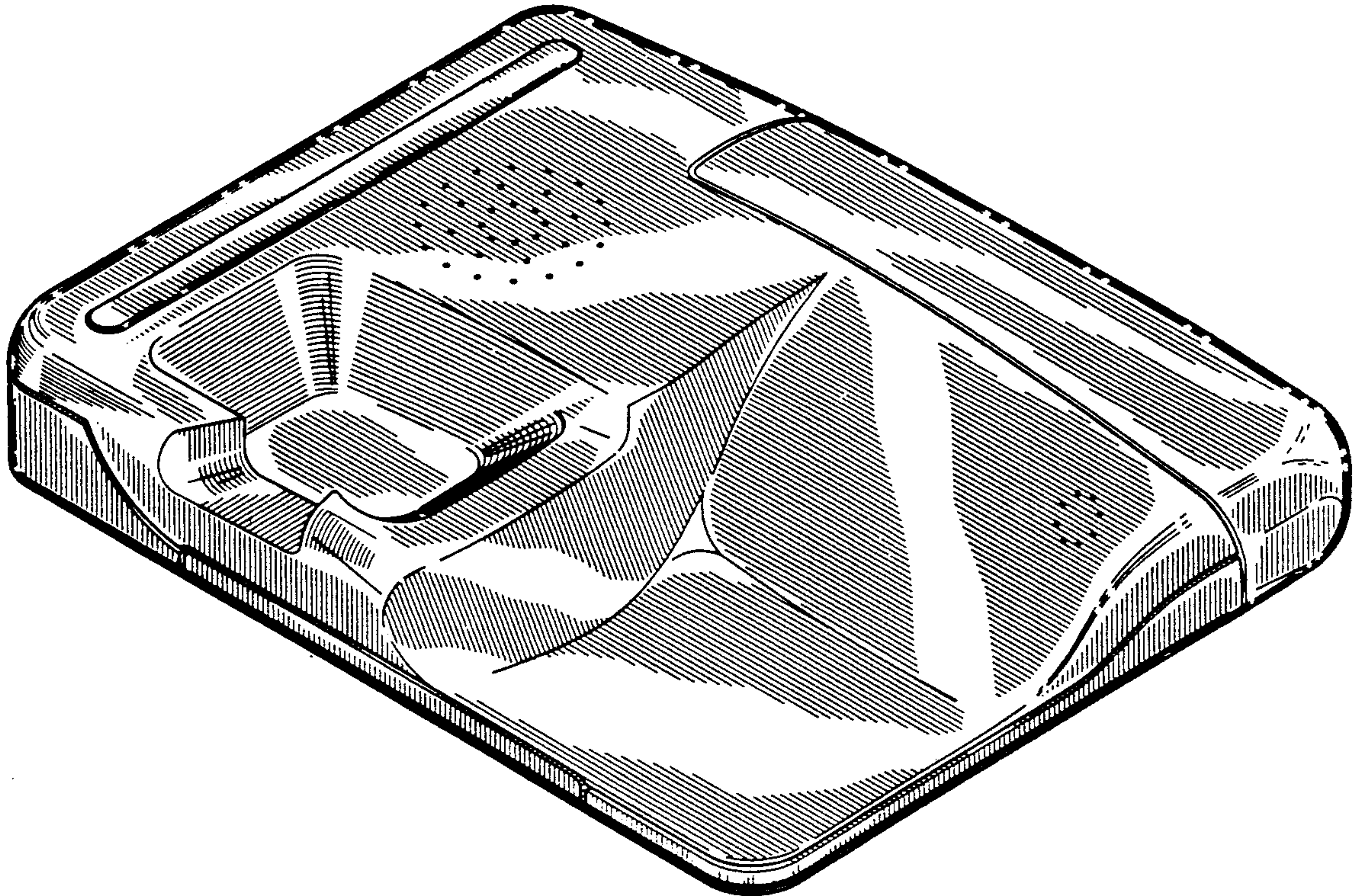
The ornamental design for a telephone base, as shown and described.

DESCRIPTION

FIG. 1 is a front, top and right side perspective view showing my new design for a telephone base; FIG. 2 is a left elevational view thereof; FIG. 3 is a bottomplan view thereof; and, FIG. 4 is a rear elevational view thereof.

[56] **References Cited**
U.S. PATENT DOCUMENTS

D. 232,562 8/1974 Doyle et al. D14/149
D. 277,571 2/1985 Cooke et al. D14/149



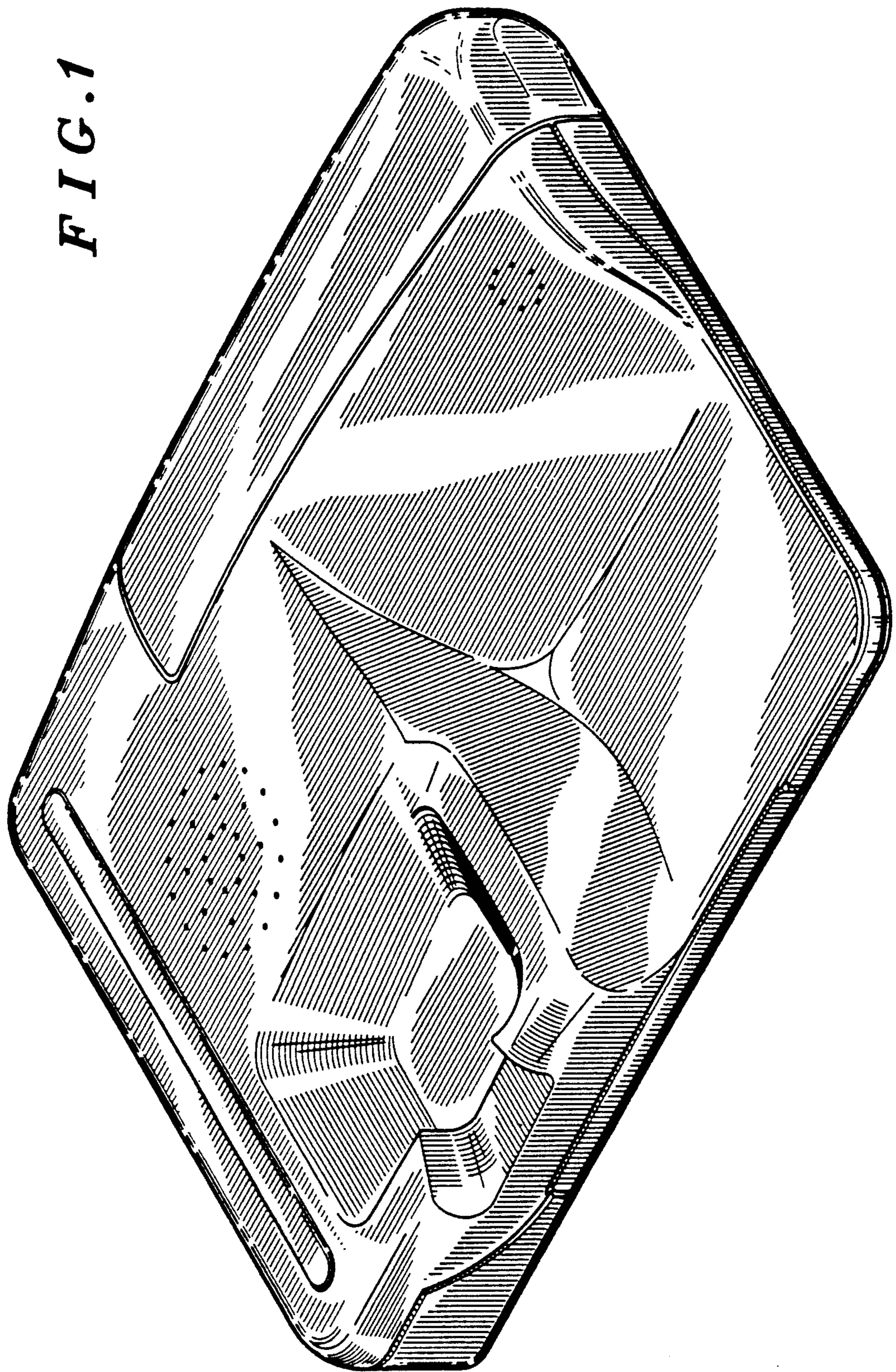


FIG. 2

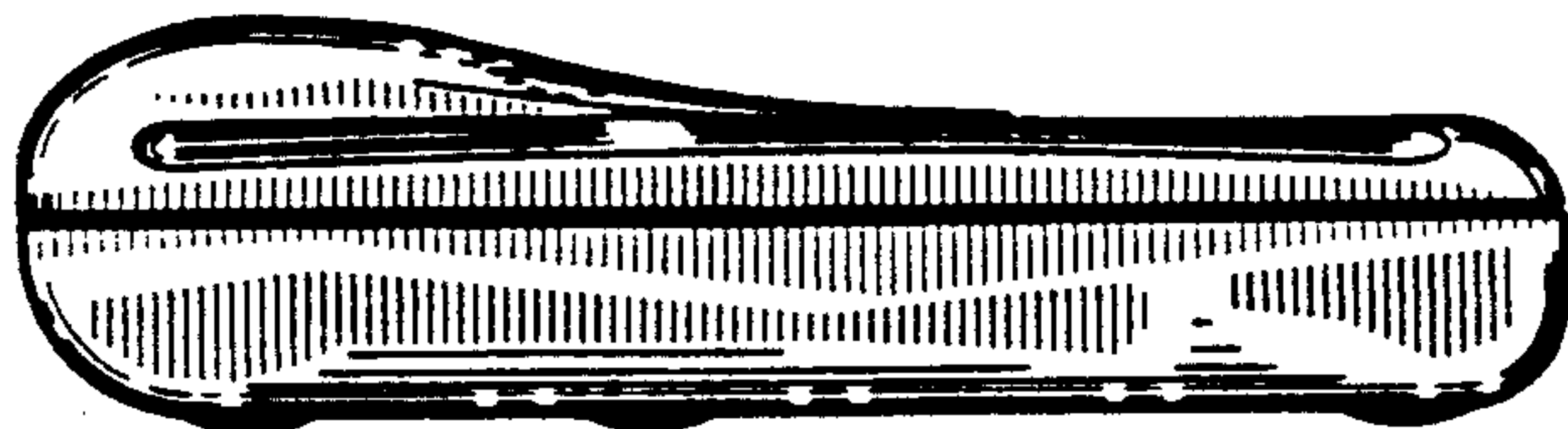


FIG. 3


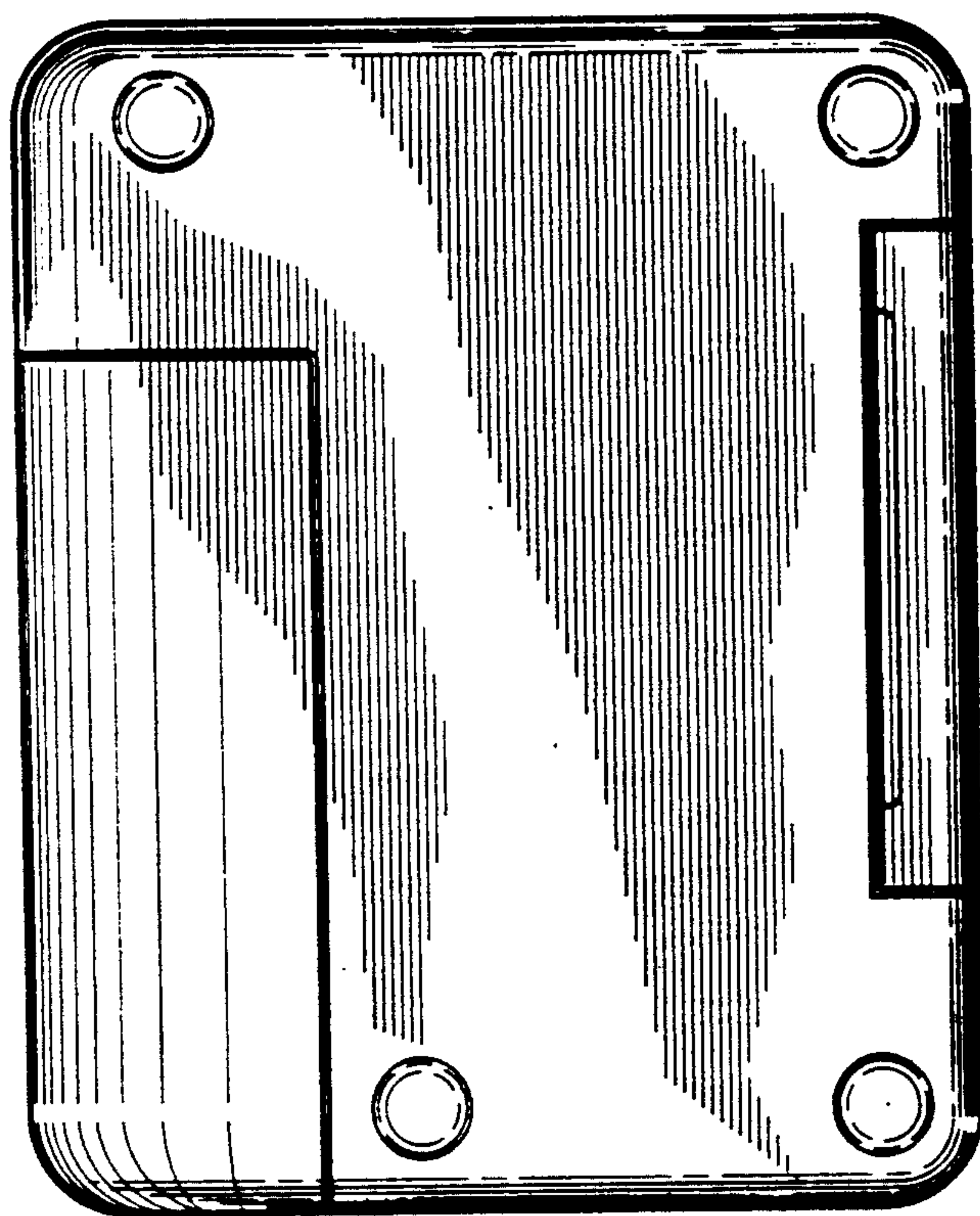


FIG. 4