



US00D348665S

# United States Patent [19]

Nagele

[11] Patent Number: **Des. 348,665**

[45] Date of Patent: **\*\* Jul. 12, 1994**

[54] **PORTABLE TELEPHONE**

[75] Inventor: **Albert Nagele, Wilmette, Ill.**

[73] Assignee: **Motorola Inc., Schaumburg, Ill.**

[\*\*] Term: **14 Years**

[21] Appl. No.: **862,279**

[22] Filed: **Apr. 3, 1992**

[52] U.S. Cl. .... **D14/138**

[58] Field of Search ..... 379/58-61,  
379/419, 428, 433, 440; D14/138, 140, 142, 248,  
147, 148, 149, 150

[56] **References Cited**

### U.S. PATENT DOCUMENTS

- D. 306,291 2/1990 Watanabe et al. .... D14/148 X
- D. 309,301 7/1990 Soren et al. .
- D. 311,536 10/1990 Reeves et al. .... D14/137

- D. 315,346 3/1991 Nagele .
- D. 319,232 8/1991 Konno et al. .... D14/135 X
- D. 322,435 12/1991 Nakamachi et al. .... D14/138
- D. 327,062 6/1992 Taylor et al. .... D14/138
- D. 334,187 3/1993 Matsuda ..... D14/148 X
- D. 334,926 4/1993 Hunt et al. .... D14/147 X

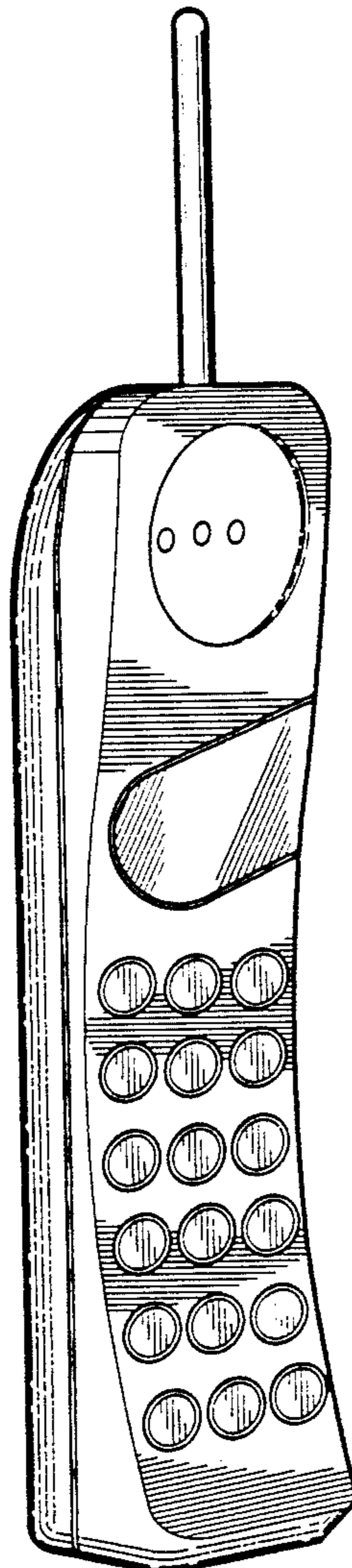
*Primary Examiner*—Alan P. Douglas  
*Assistant Examiner*—Jeffrey Asch  
*Attorney, Agent, or Firm*—Kirk W. Dailey

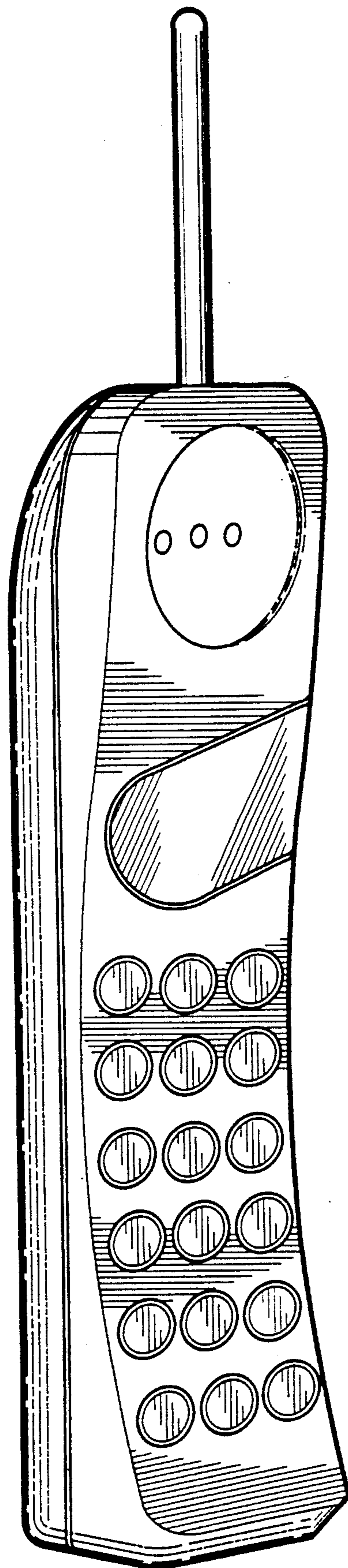
### [57] CLAIM

The ornamental design for a portable telephone, as shown and described.

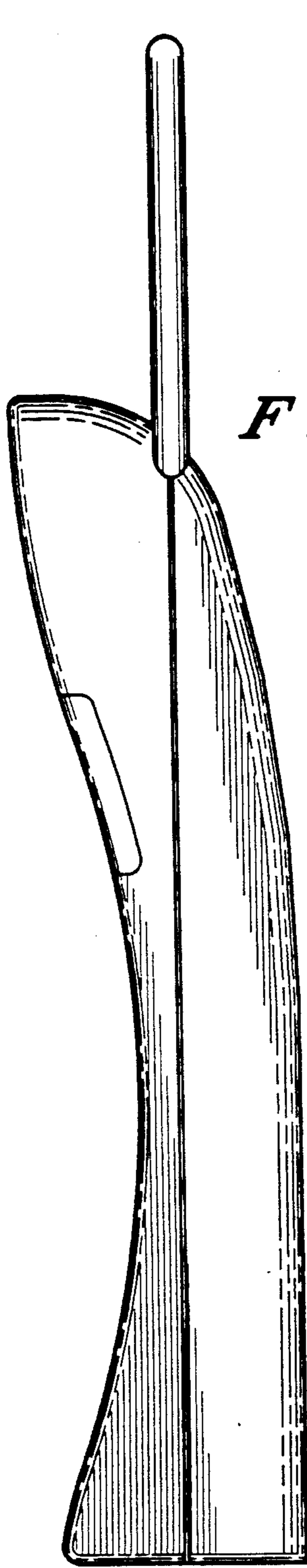
### DESCRIPTION

FIG. 1 is a front, top and left side perspective view showing my new design for a portable telephone; FIG. 2 is a rear elevational view thereof; FIG. 3 is a bottom plan view thereof; and, FIG. 4 is a right elevational view thereof.

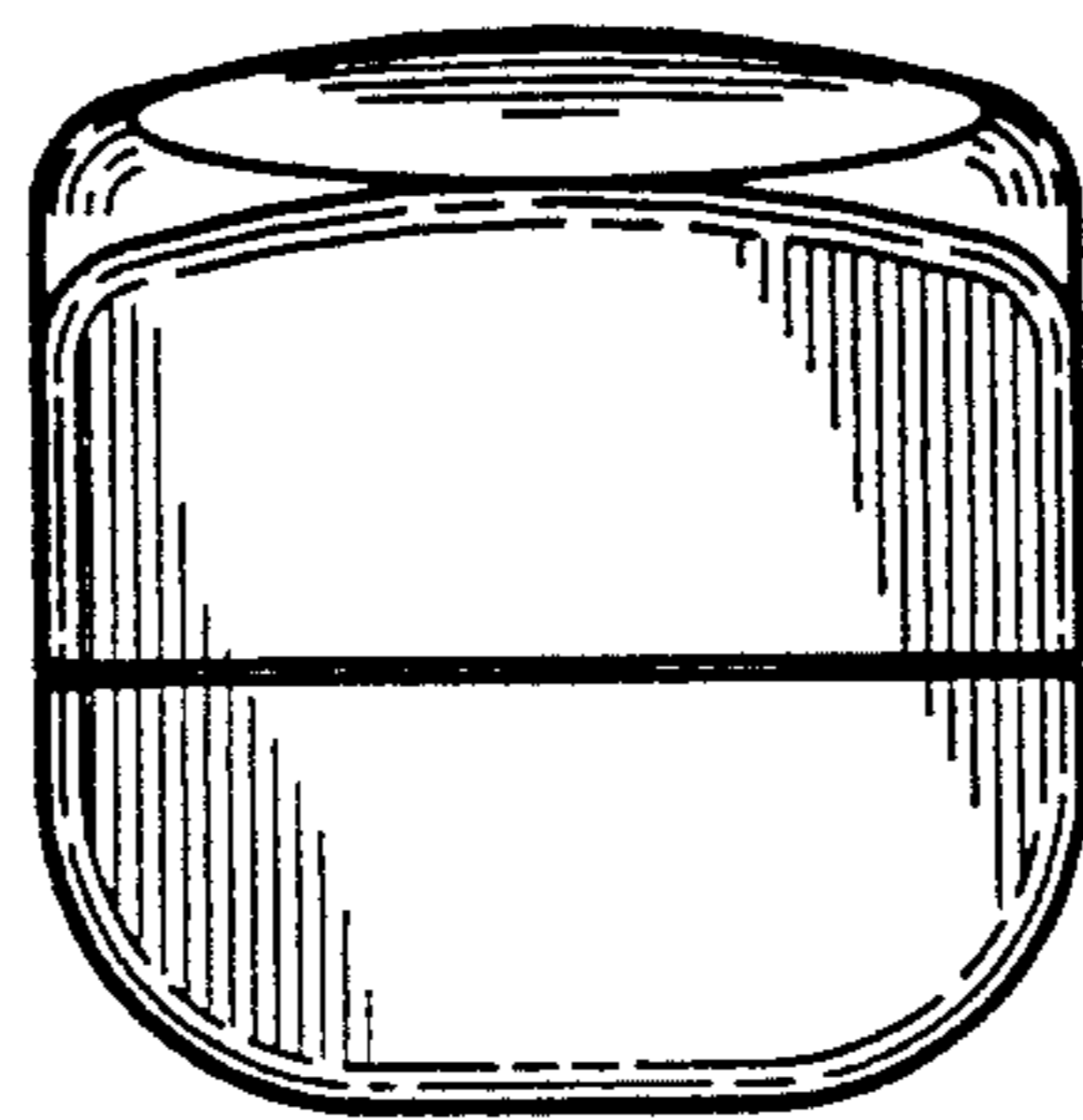




*FIG. 1*



*FIG. 4*



*FIG. 3*

*FIG. 2*

