



US00D348659S

United States Patent [19]

[11] Patent Number: **Des. 348,659**

Miller

[45] Date of Patent: **** Jul. 12, 1994**

[54] **COMBINED HAND SUPPORT AND INPUT CONTROL**

5,125,606	6/1992	Carsano et al.	248/118
5,131,614	7/1992	Garcia et al.	248/118
5,170,971	12/1992	Schaeffer et al.	248/118.1
5,183,230	2/1993	Walker et al.	248/118.3

[76] Inventor: **Brent A. Miller, 2524 Main St., #H, Chula Vista, Calif. 91911**

Primary Examiner—Wallace R. Burke
Assistant Examiner—M. H. Tung
Attorney, Agent, or Firm—Knobbe, Martens, Olson & Bear

[**] Term: **14 Years**

[21] Appl. No.: **2,056**

[57] **CLAIM**

[22] Filed: **Dec. 1, 1992**

The ornamental design for a combined hand support and input control, as shown and described.

[52] U.S. Cl. **D14/114**

[58] Field of Search 248/118, 118.1, 118.3, 248/346, 489, 917-924; 400/689-693, 715; D14/100, 114; D18/12

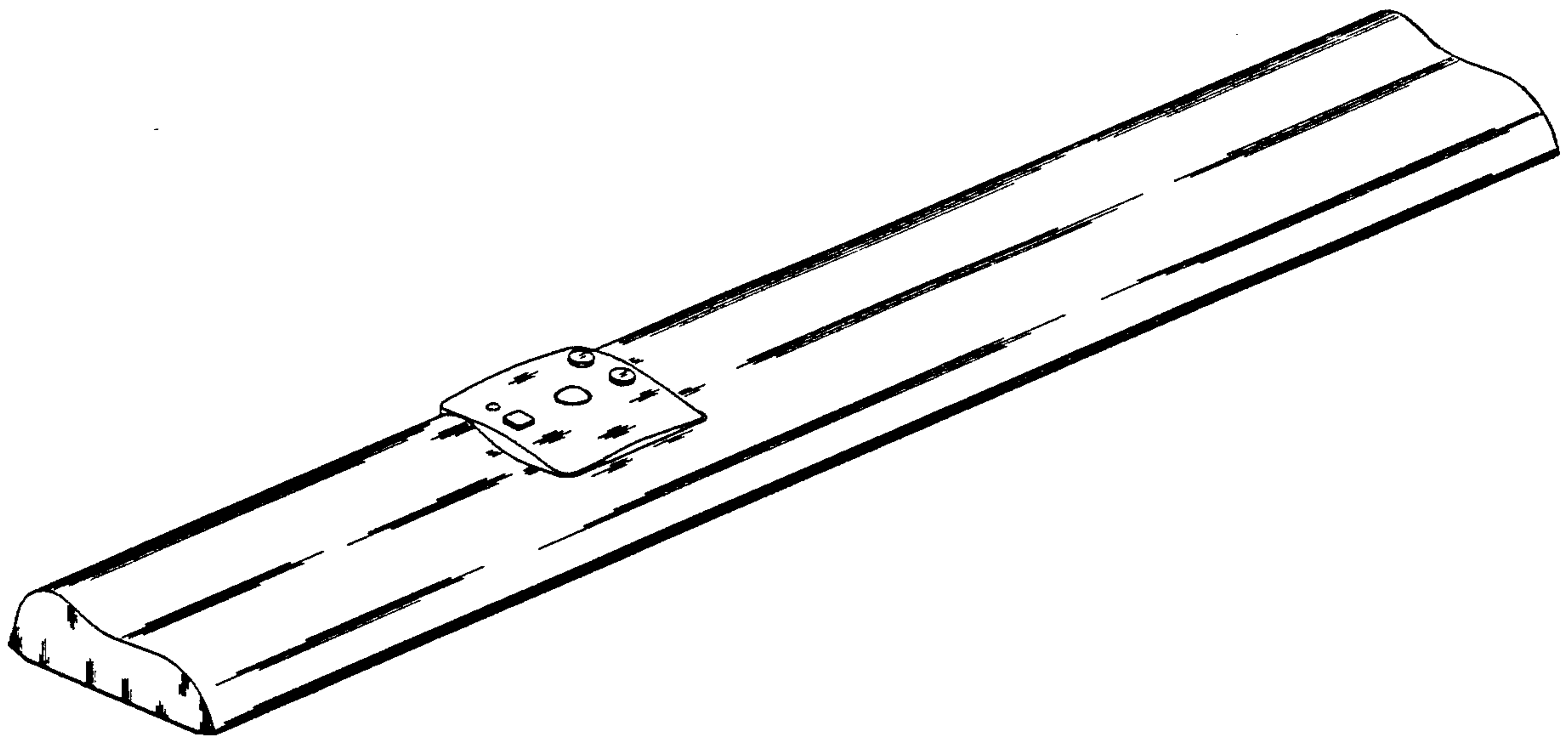
DESCRIPTION

[56] **References Cited**

FIG. 1 is a perspective view of a combined hand support and input control, showing my new design; FIG. 2 is a top plan view thereof; FIG. 3 is a bottom plan view thereof; FIG. 4 is a rear elevational view thereof; FIG. 5 is a front elevational view thereof; and, FIG. 6 is a left side elevational view thereof, the right side elevational view being a mirror image thereof.

U.S. PATENT DOCUMENTS

- D. 328,598 8/1992 Massey D14/114
- D. 330,018 10/1992 Miller D14/114
- D. 335,876 5/1993 Anello, Jr. et al. D14/114
- 3,300,250 1/1967 Dollgener et al. 248/118 X
- 4,545,554 10/1985 Latino et al. 248/118.3 X



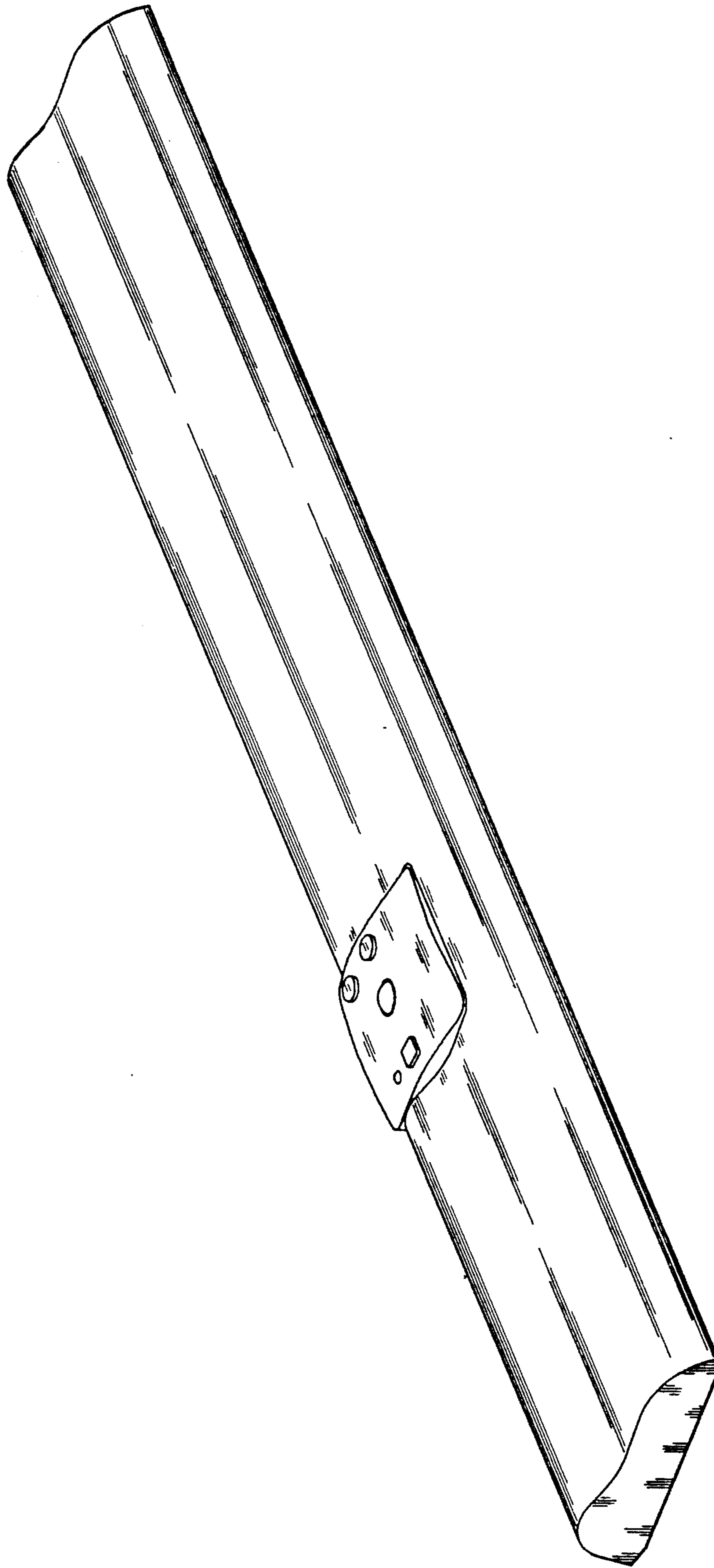


FIG 1




FIG 3




FIG 2



FIG 6




FIG 5



FIG 4