



US00D348653S

United States Patent [19] Cheng

[11] Patent Number: Des. 348,653
[45] Date of Patent: ** Jul. 12, 1994

[54] **TIMER REMOTE**

4,297,546 10/1981 Koch 200/38 D

- [75] Inventor: Willis Cheng, Taipei, Taiwan
- [73] Assignee: Woods Far East, Inc., Taipei, Taiwan
- [**] Term: 14 Years
- [21] Appl. No.: 553,144
- [22] Filed: Jul. 16, 1990

OTHER PUBLICATIONS

"Home Controls", Woods Wire Products, Inc., Carmel, Ind. 1986.
 "Home Controls . . . the program that means growth and profit for you", Woods Wire Products, Inc., Carmel, Ind. 1986.
 "Home Security Timers & Lighting Control Products", Intermatic, Spring Grove, Ill. 1987.

Primary Examiner—Nelson C. Holtje
Attorney, Agent, or Firm—Woodard, Emhardt, Naughton Moriarty & McNett

Related U.S. Application Data

- [63] Continuation-in-part of Ser. No. 216,977, Jul. 11, 1988, Pat. No. Des. 319,430.
- [52] U.S. Cl. D13/168; D10/40 X
- [58] Field of Search 368/107-113, 368/285, 82-84, 239; 200/35, 38; D10/1-40, 122-132; D14/218; D13/162, 164, 168

[57] CLAIM

The ornamental design for a timer remote, as shown and described.

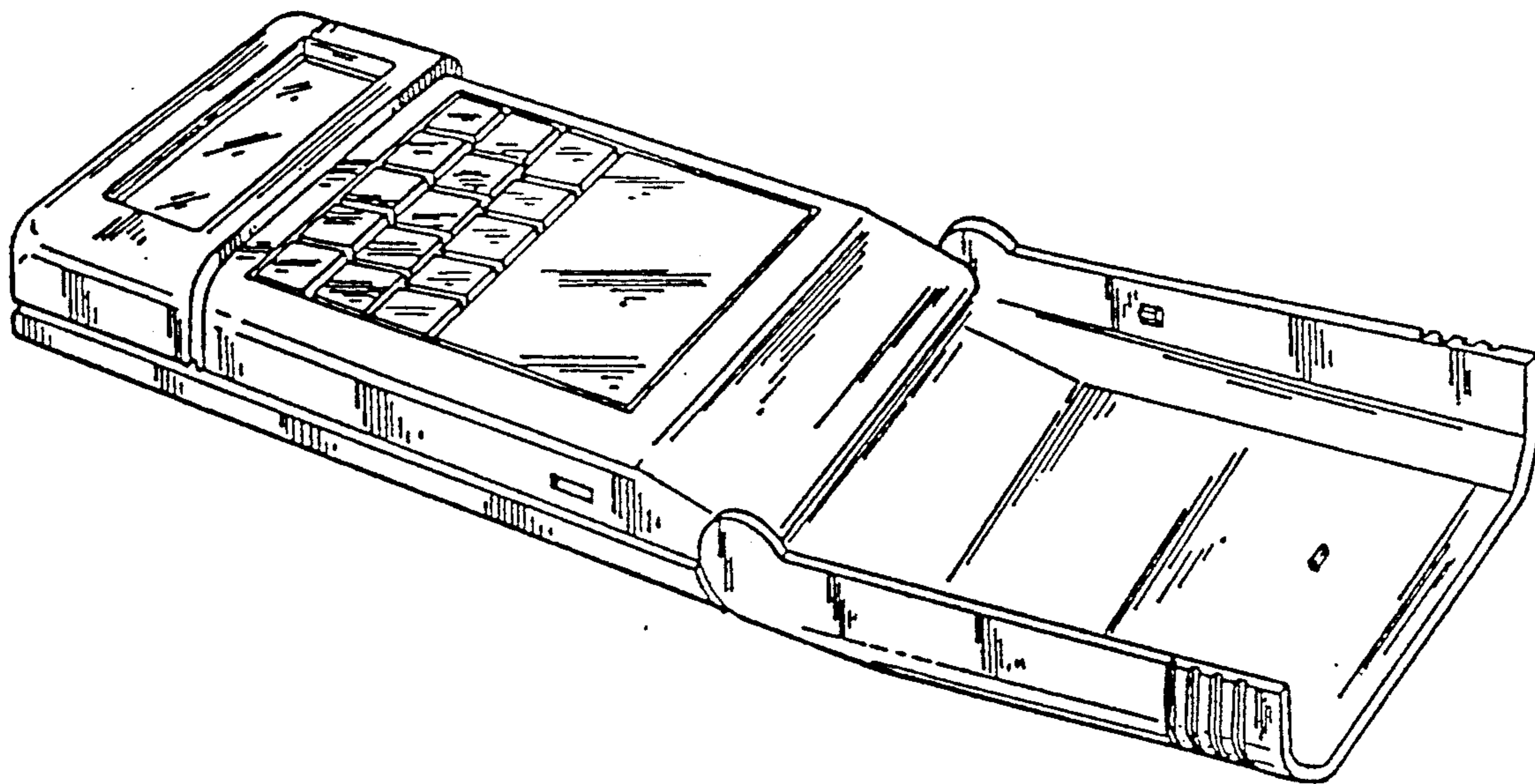
DESCRIPTION

FIG. 1 is a plan view of the timer remote incorporating my new design;
 FIG. 2 is a right hand side view thereof;
 FIG. 3 is a left hand side view thereof;
 FIG. 4 is a top view thereof;
 FIG. 5 is a bottom view thereof;
 FIG. 6 is a back view thereof;
 FIG. 7 is a perspective view of the timer of FIG. 1 with the cover shown in the open position; and,
 FIG. 8 is a back perspective view thereof.

[56] References Cited

U.S. PATENT DOCUMENTS

- | | | | | |
|------------|---------|-----------|-------|-----------|
| D. 251,485 | 4/1979 | Stockdale | | D13/162 X |
| D. 278,415 | 4/1985 | Fenne | | D10/40 |
| D. 278,529 | 4/1985 | Hoogner | | D10/40 |
| D. 300,030 | 2/1989 | Barrett | | D14/218 |
| D. 307,432 | 4/1990 | Usami | | D14/218 |
| D. 309,889 | 8/1990 | Cheng | | D13/168 |
| D. 310,063 | 8/1990 | Cheng | | D13/168 X |
| 3,915,629 | 12/1975 | Albinger | | 200/35 FB |






Fig. 4

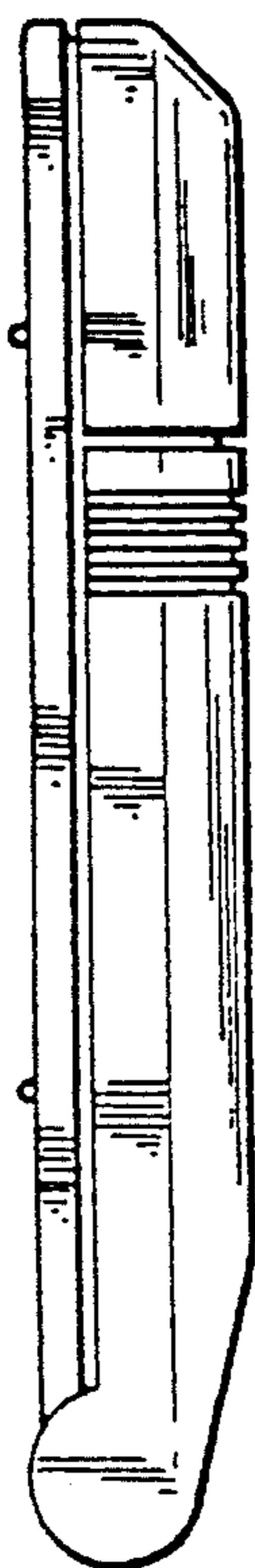


Fig. 3




Fig. 1

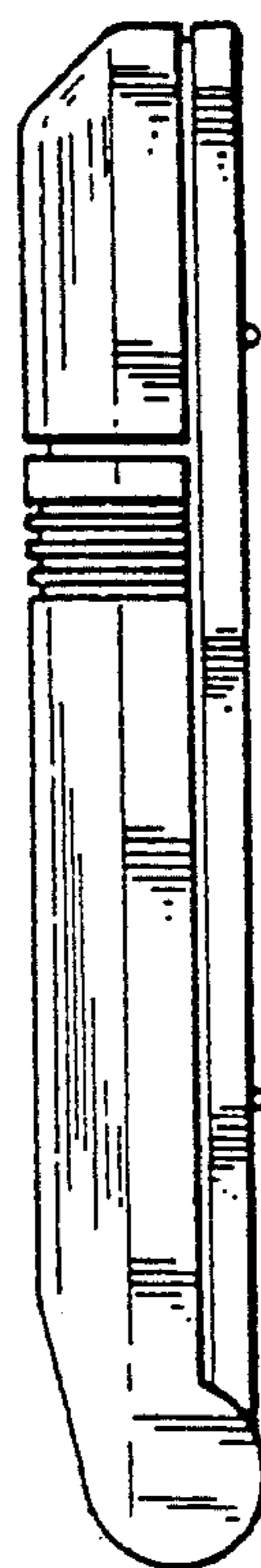


Fig. 2




Fig. 5

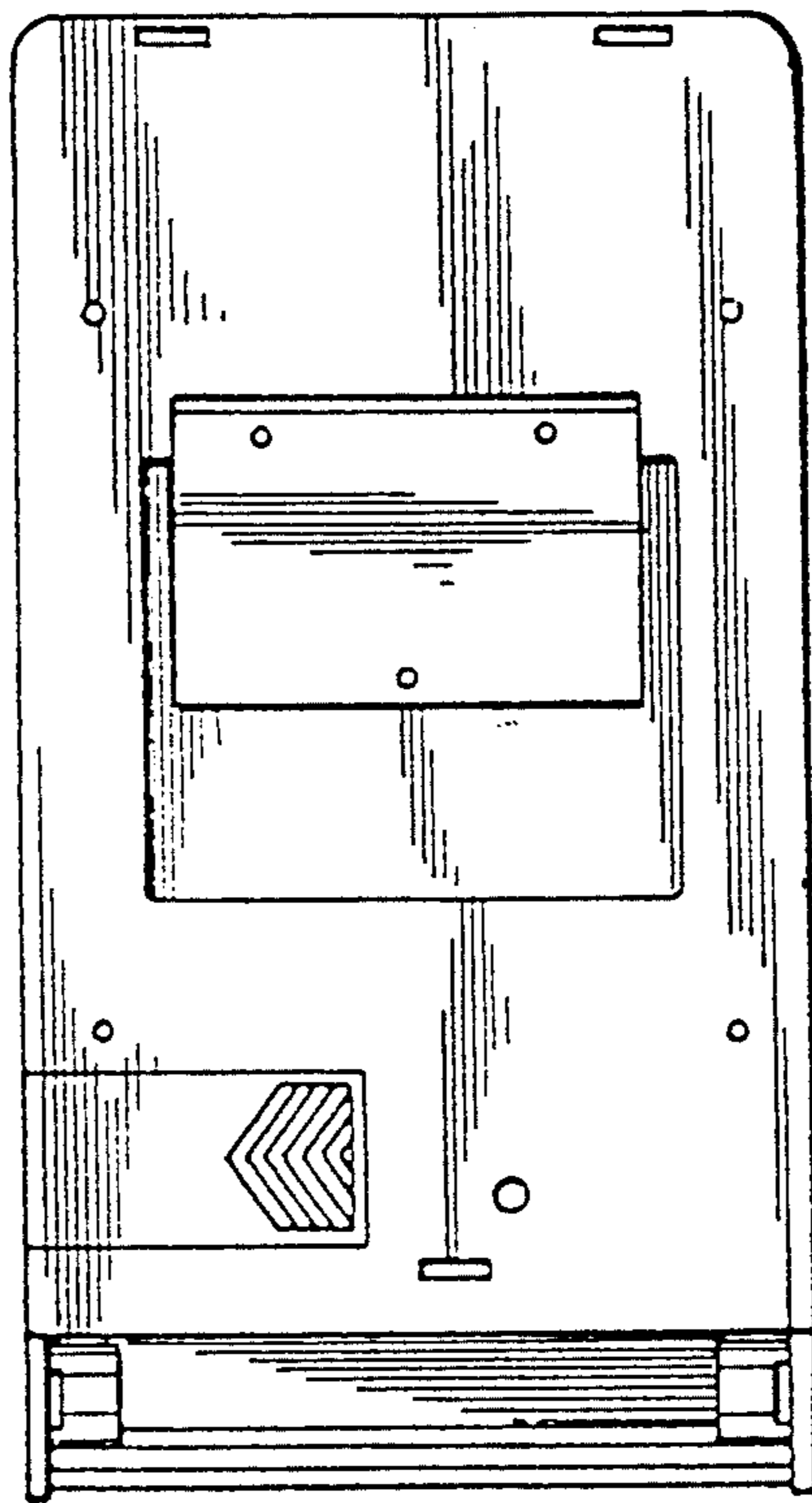


Fig. 6




Fig. 8

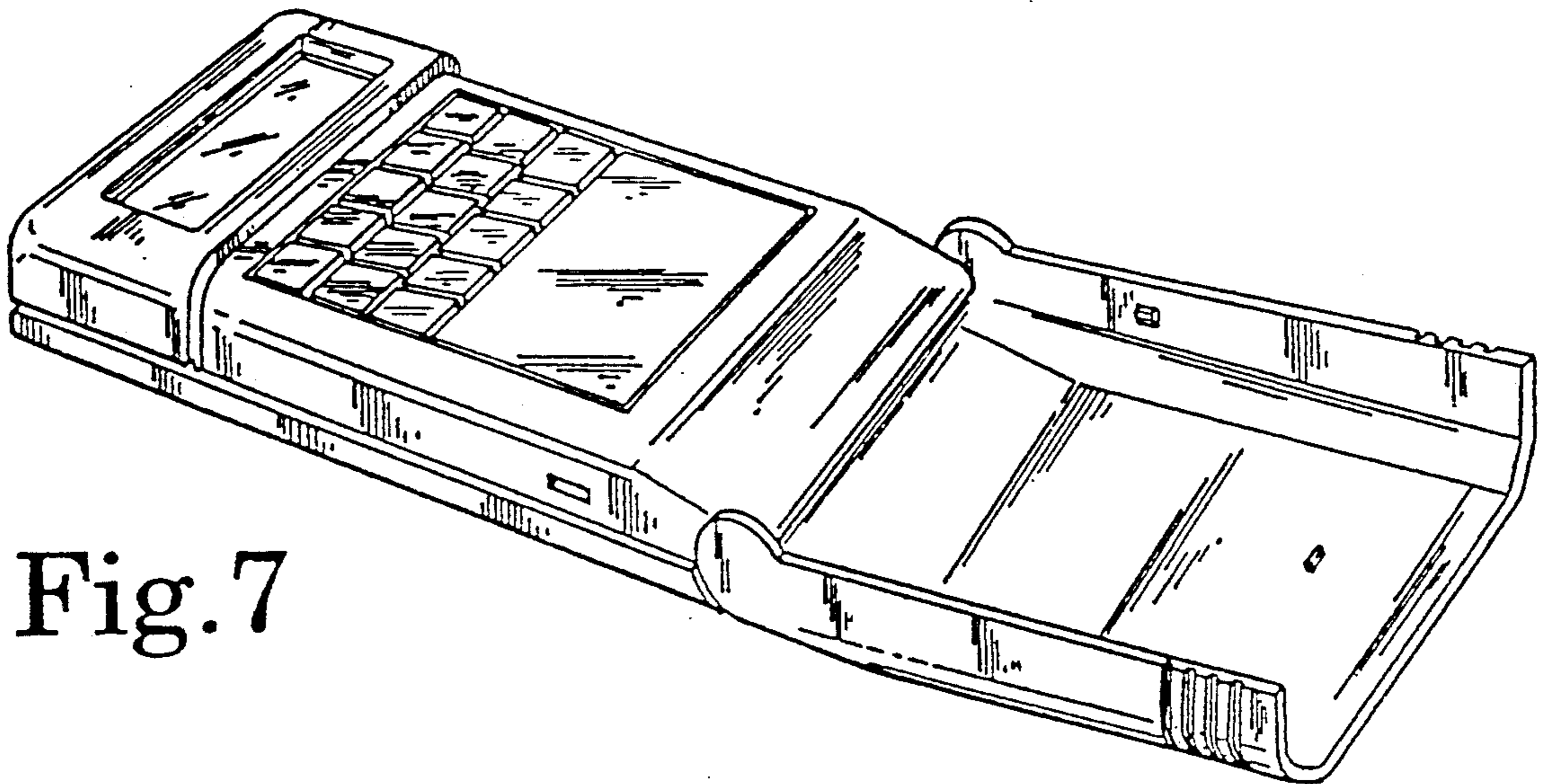


Fig. 7