



US00D348632S

United States Patent [19] Hollinger

[11] Patent Number: Des. 348,632
[45] Date of Patent: ** Jul. 12, 1994

- [54] PLANT BRACKET WITH LEAF
[75] Inventor: Fred Hollinger, Kings Park, N.Y.
[73] Assignee: American Tack & Hardware Co.,
Monsey, N.Y.
[**] Term: 14 Years
[21] Appl. No.: 9,291
[22] Filed: Jun. 9, 1993
[52] U.S. Cl. D11/148; D6/556
[58] Field of Search D6/553, 556; D8/354;
D11/148

"Popular Mechanics" Magazine, May 1955, Choice of
Available Brackets Ad.
Carlisle Ad, p. 71 Feb. 1957, "Housewares Review"
Magazine.

Primary Examiner—Alan P. Douglas
Assistant Examiner—S. Snapp
Attorney, Agent, or Firm—Gottlieb, Rackman &
Reisman

[57] CLAIM

The ornamental design for a plant bracket with leaf, as
shown and described.

DESCRIPTION

FIG. 1 is a side perspective view of a plant bracket
with leaf, showing my new design;
FIG. 2 is a left side elevational view of the plant
bracket with leaf;
FIG. 3 is a front elevational view of the plant bracket
with leaf;
FIG. 4 is a right side elevational view of the plant
bracket with leaf;
FIG. 5 is a rear elevational view of the plant bracket
with leaf;
FIG. 6 is a top plan view of the plant bracket with leaf;
FIG. 7 is a bottom plan view of the plant bracket with
leaf;
FIG. 8 is a sectional view, enlarged in scale, taken along
the line 8—8 of FIG. 2; and,
FIG. 9 is a sectional view, illustrating the surface tex-
ture of the base plate enlarged in scale, taken along the
line 9—9 of FIG. 3.


[56] References Cited

U.S. PATENT DOCUMENTS

- D. 242,051 10/1976 Brown D6/556
D. 247,339 2/1978 Chasen D6/556
D. 251,944 5/1979 Chasen D6/556

OTHER PUBLICATIONS

Garden Club Ad. "Wall Brackets".
Camark Pottery ad, Jan. 1957, p. 19.
Garden Club Ad, "Planter Pot Holders" p. 4.
The Country Gourmet Magazine p. 36 "Double Hang-
ing Bracket" ad.
Tennessee Fabricating Co. Ad, (Brochure) 1957, p. 3
brackets ad.



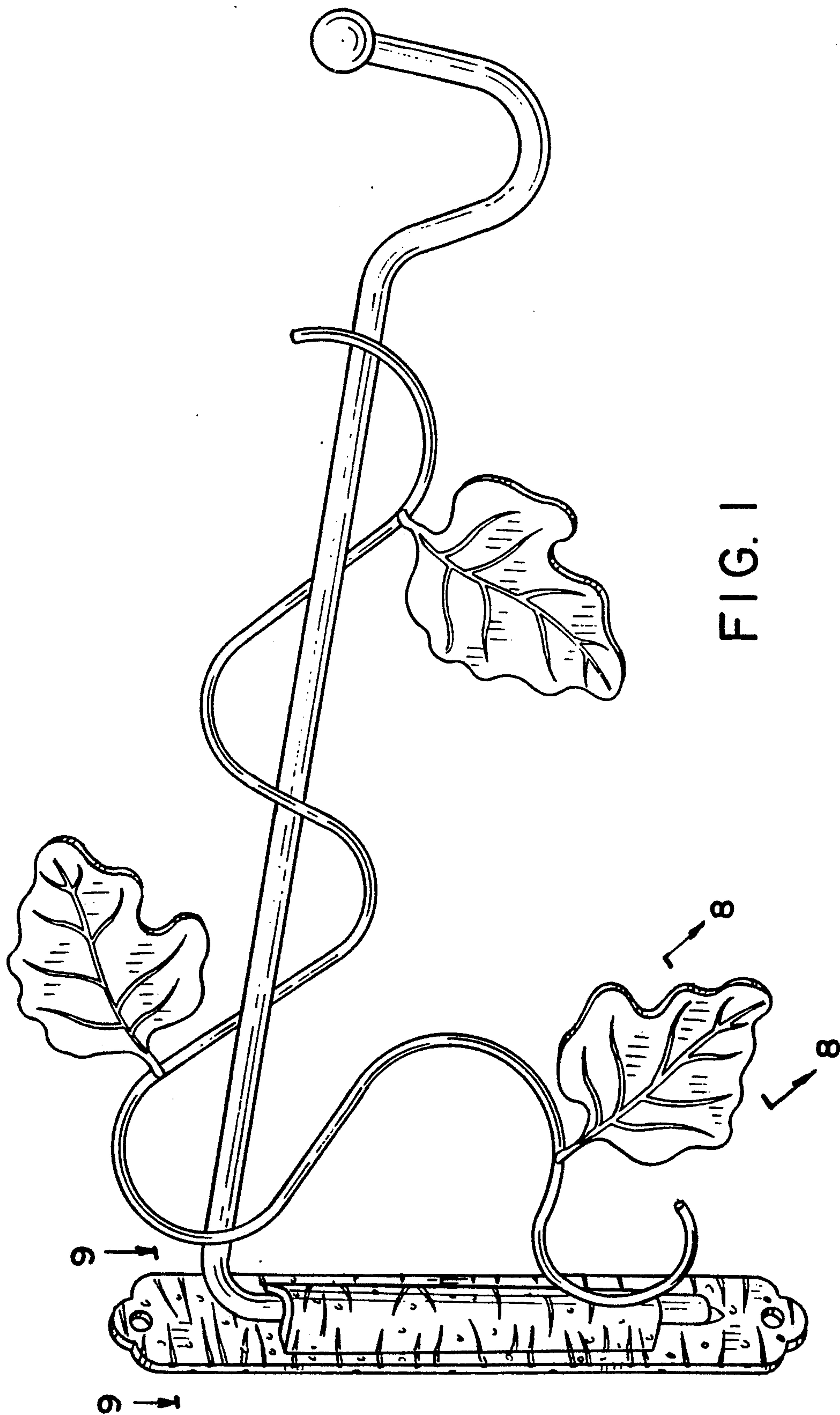


FIG. 1




FIG. 3

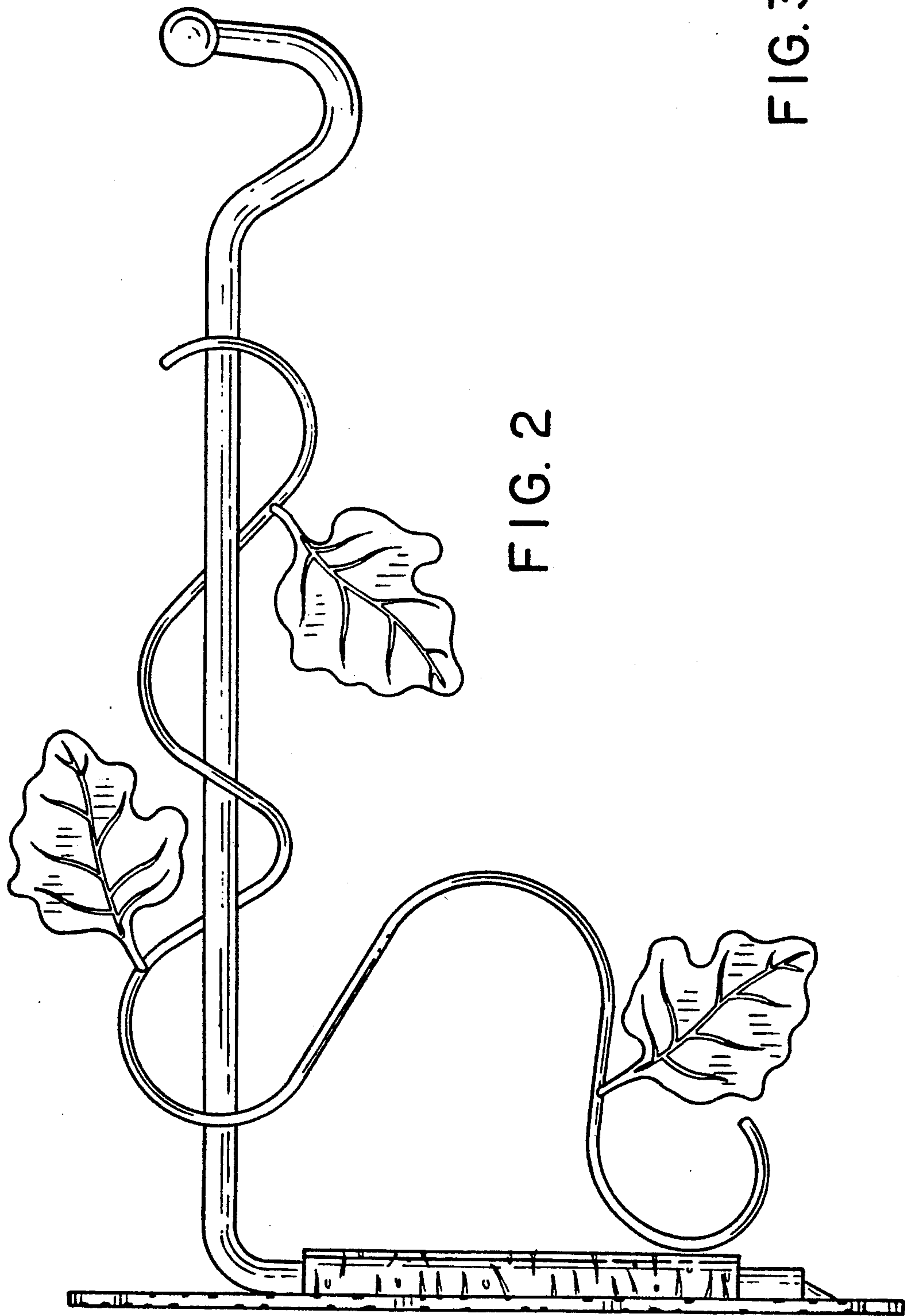


FIG. 2

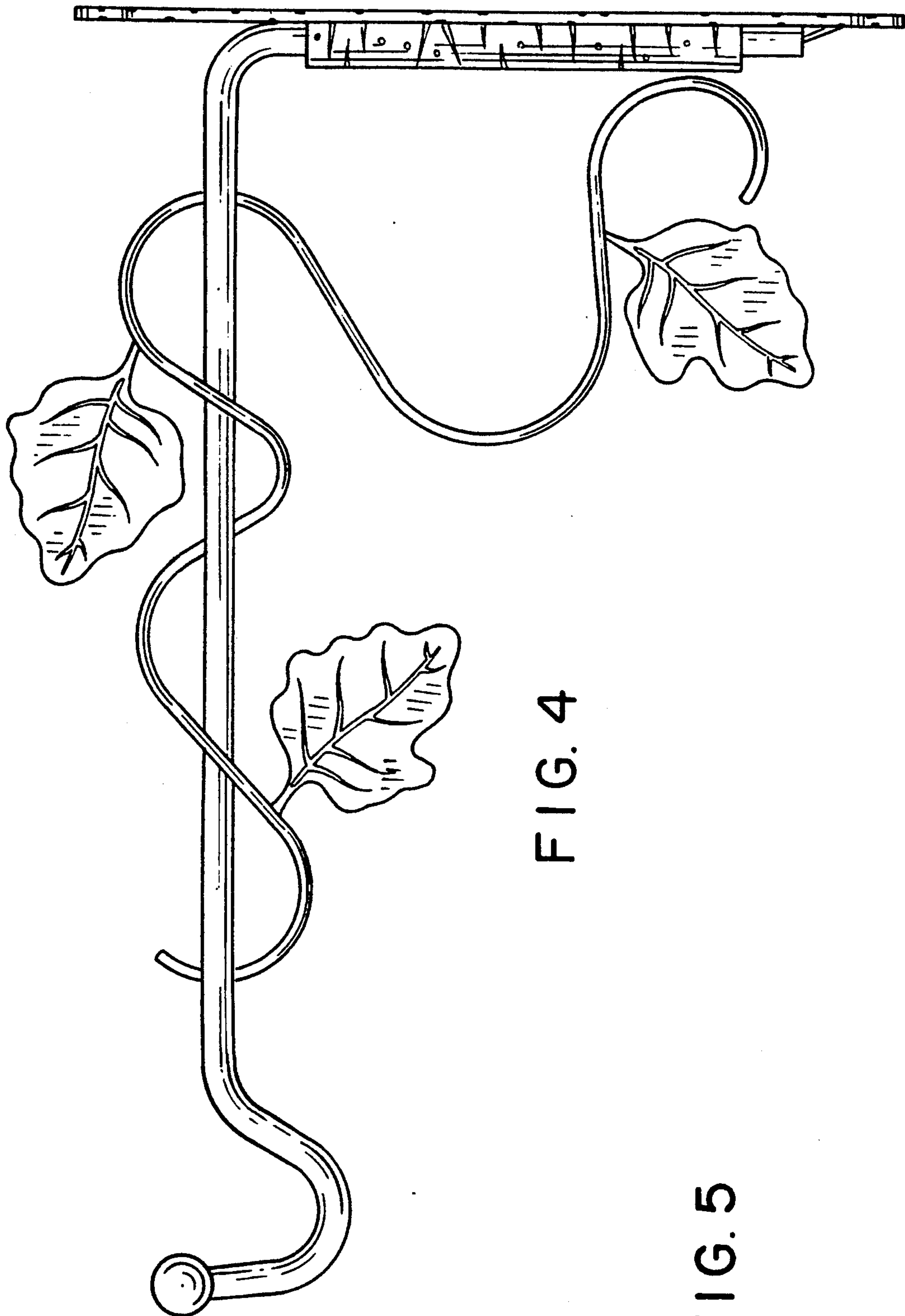


FIG. 4




FIG. 5

FIG. 6

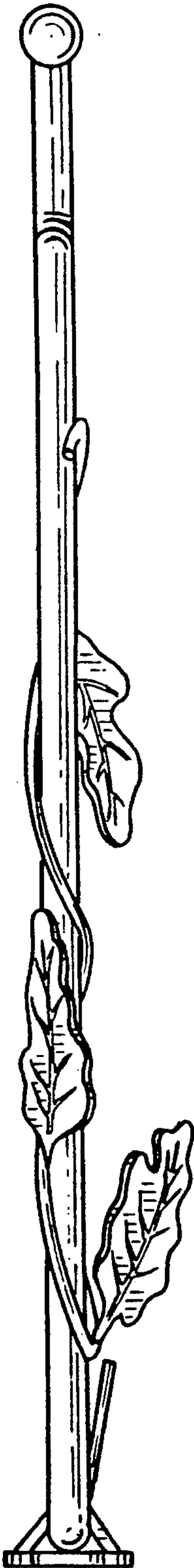


FIG. 7

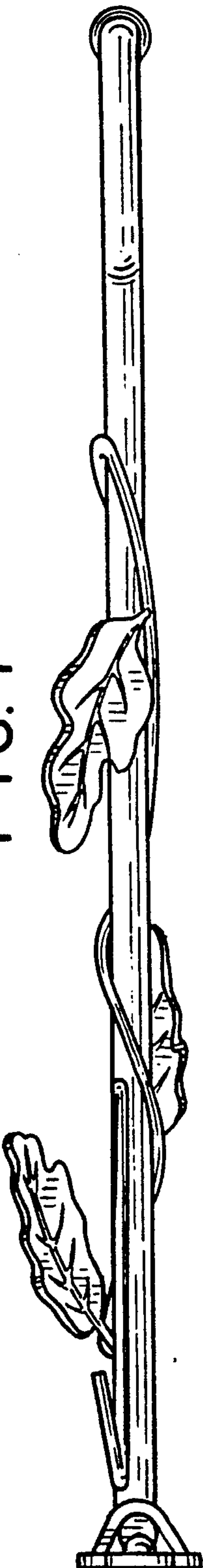


FIG. 8



FIG. 9

