



US00D348615S

United States Patent [19]
Bernard

[11] **Patent Number: Des. 348,615**
[45] **Date of Patent: ** Jul. 12, 1994**

[54] **WRIST-WATCH**

[75] **Inventor: Jacques Bernard, St Ouen d'Attez, France**

[73] **Assignee: René Boivin, Paris, France**

[**] **Term: 14 Years**

[21] **Appl. No.: 824,330**

[22] **Filed: Jan. 23, 1992**

[30] **Foreign Application Priority Data**

Jul. 24, 1991 [XH] Hague DM/020217

[52] **U.S. Cl. D10/39; D10/126**

[58] **Field of Search 368/223-232, 368/276, 277, 278, 280-282, 285, 318, 322-323; 63/26-32; D11/40, 43, 75, 76; D10/1-29, 30-39, 122-132**

[56] **References Cited**

U.S. PATENT DOCUMENTS

D. 250,694	1/1979	Perrin	D10/39
D. 250,809	1/1979	Perrin	D10/39
D. 289,503	4/1987	Ludvig et al.	D10/39
D. 319,027	8/1991	Burgener	D10/39
D. 340,414	10/1993	DeGraeve	D10/39
2,191,020	2/1940	Kaufmann	368/282 X
3,365,877	1/1968	Altman	368/285

3,444,685	5/1969	Juillerat	368/285 X
4,941,137	7/1990	Kikuchi	368/285 X
5,161,130	11/1992	Sato et al.	368/228

OTHER PUBLICATIONS

Jewelers' Circular-Keystone, May 1961, See Circled Watch, right center.


Primary Examiner—Nelson C. Holtje
Assistant Examiner—Martie Thompson
Attorney, Agent, or Firm—Woodard, Emhardt, Naughton, Moriarty & McNett

[57] **CLAIM**

The ornamental design for a wrist-watch, as shown and described.

DESCRIPTION

FIG. 1 is a top plan view of a wrist-watch showing my new design;
FIG. 2 is a bottom plan view;
FIG. 3 is a front elevational view, the rear view being a mirror image thereof;
FIG. 4 is a right side elevational view;
FIG. 5 is a left side elevational view;
FIG. 6 is a top plan view with the movable elements in an alternate position; and,
FIG. 7 is a top plan view thereof with the movable elements in a second alternate position.






Fig. 1

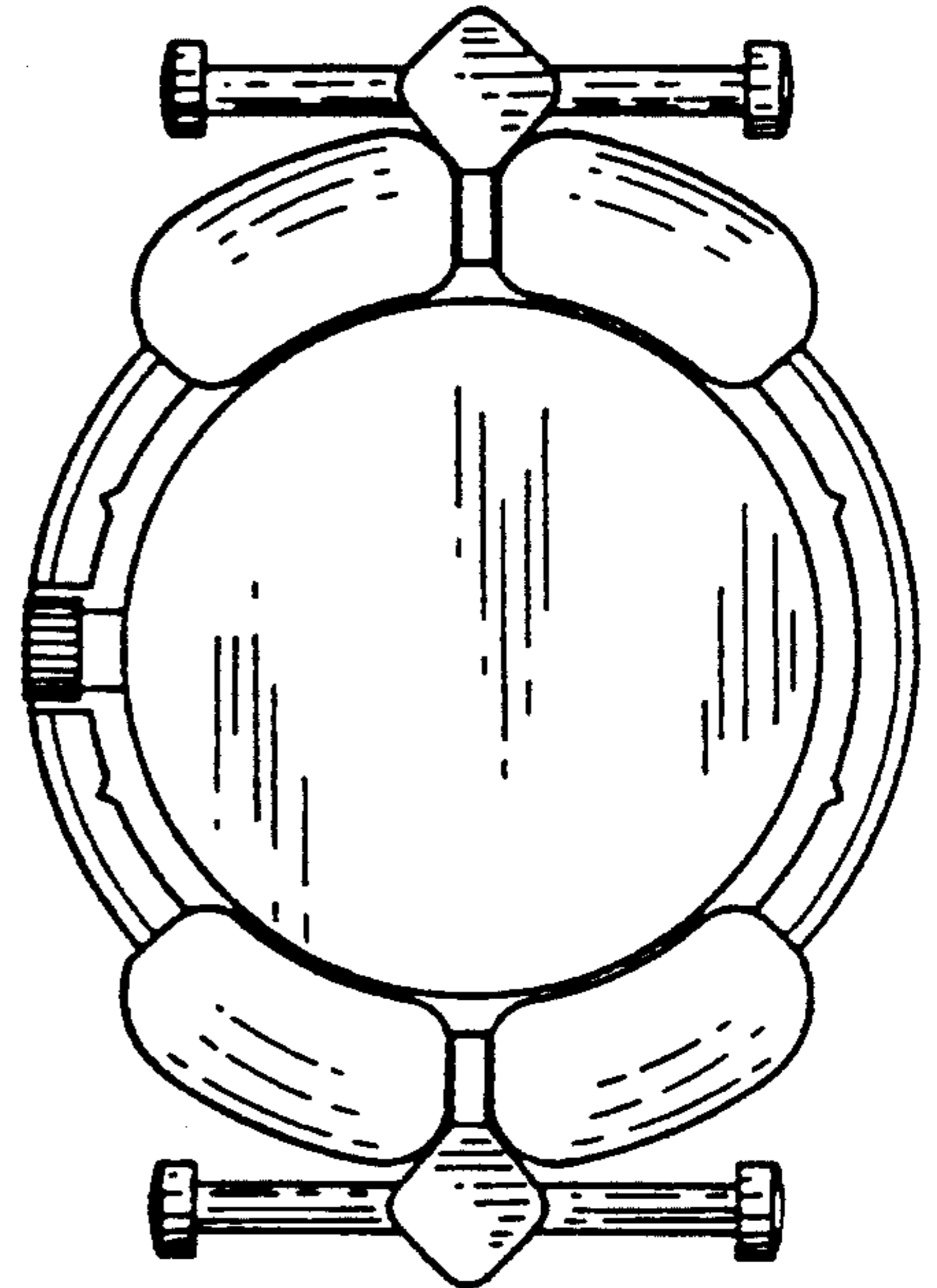


Fig. 2




Fig. 3




Fig. 4

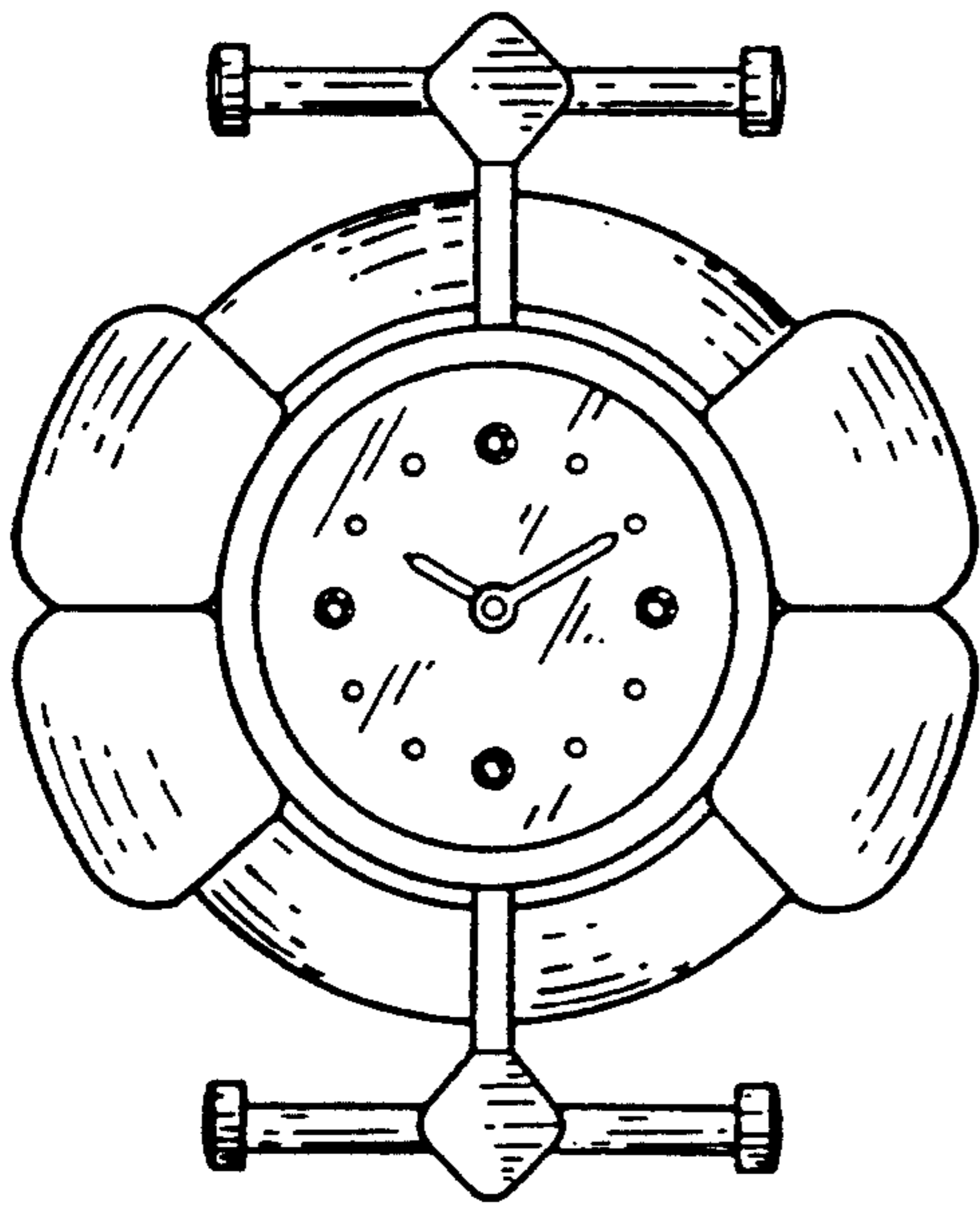


Fig. 6




Fig. 7




Fig. 5