



US00D348597S

United States Patent [19]

[11] Patent Number: **Des. 348,597**

Chi

[45] Date of Patent: **** Jul. 12, 1994**

[54] FILE

4,179,779 12/1979 Hayes 29/80

[76] Inventor: **Chih S. Chi**, No. 37-7, Lane Hsia Pu, Tai Ping Rd., Tai Ping Hsiang, Taichung Hsien, Taiwan

OTHER PUBLICATIONS

Stanley Tools Catalog, pp. 93 & 94, 1977, Surform Tools, 10A09.

[**] Term: **14 Years**

Primary Examiner—Bernard Ansher
Assistant Examiner—Philip Hyder
Attorney, Agent, or Firm—Bacon & Thomas

[21] Appl. No.: **948,934**

[22] Filed: **Sep. 15, 1992**

[52] U.S. Cl. **D8/90**

[58] Field of Search D8/90, 91, 14; 29/78, 29/79, 80, 76.1; 51/212, 390, 392

[57] CLAIM

The ornamental design for a file, as shown and described.

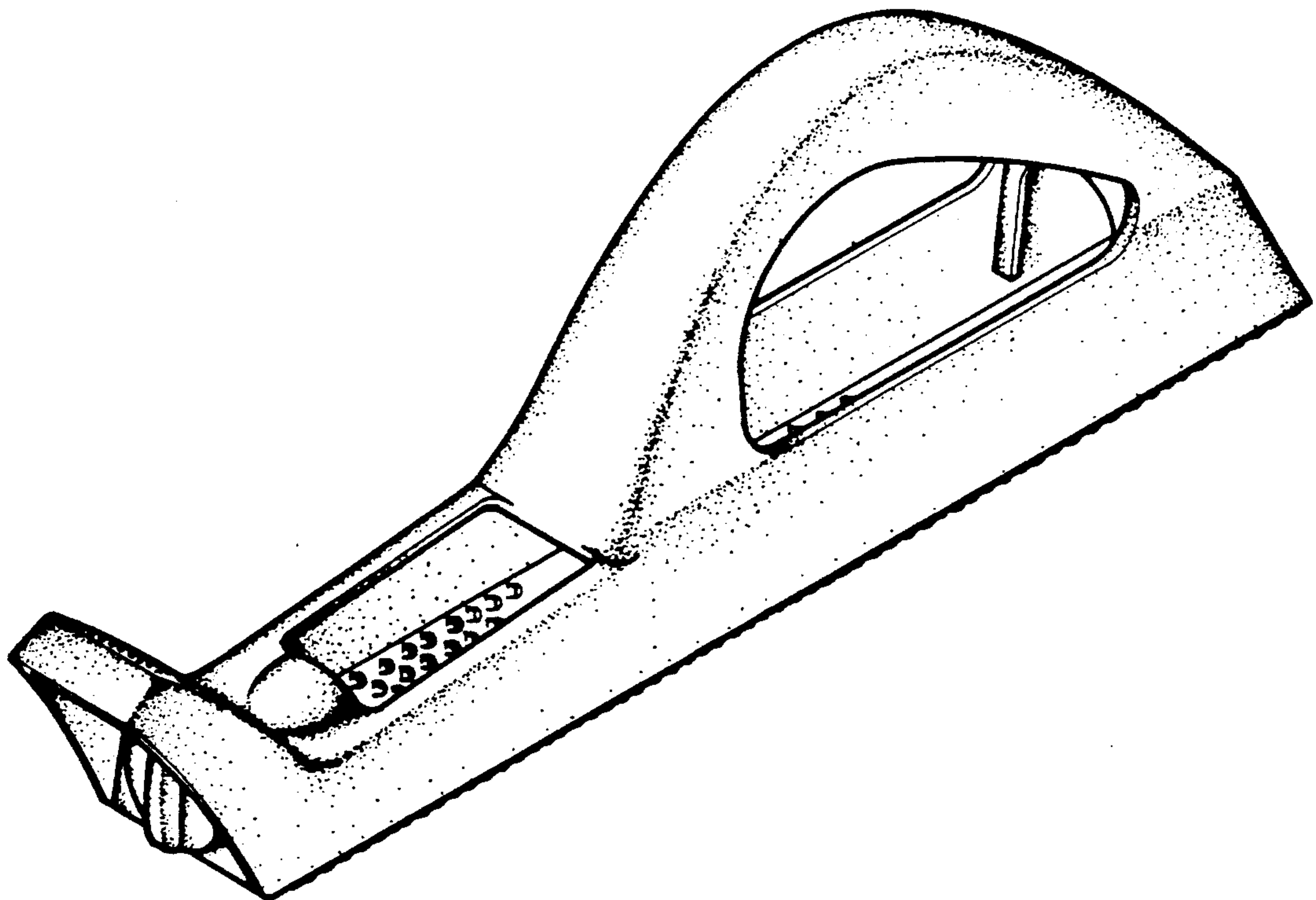
[56] References Cited

U.S. PATENT DOCUMENTS

D. 213,894	4/1969	McCord, Jr.	D8/90
D. 231,822	6/1974	Carter	D8/90
D. 258,261	2/1981	Hayes	D8/90
D. 272,713	2/1984	Hayes et al.	D8/90
D. 276,129	10/1984	Hayes et al.	D8/90
D. 279,958	8/1985	Groves	D8/90
D. 281,857	12/1985	Groves	D8/90
3,531,841	10/1970	McCord, Jr.	29/78
4,178,663	12/1979	Hayes	29/80

DESCRIPTION

FIG. 1 is a perspective view of a file showing my design;
FIG. 2 is a front elevational view thereof;
FIG. 3 is a rear elevational view thereof;
FIG. 4 is a top plan view thereof;
FIG. 5 is a bottom plan view thereof;
FIG. 6 is a left side elevational view thereof; and,
FIG. 7 is a right side elevational view thereof.
The filing surface has been fragmentarily in FIGS. 1, 4 and 5 for ease of illustration.



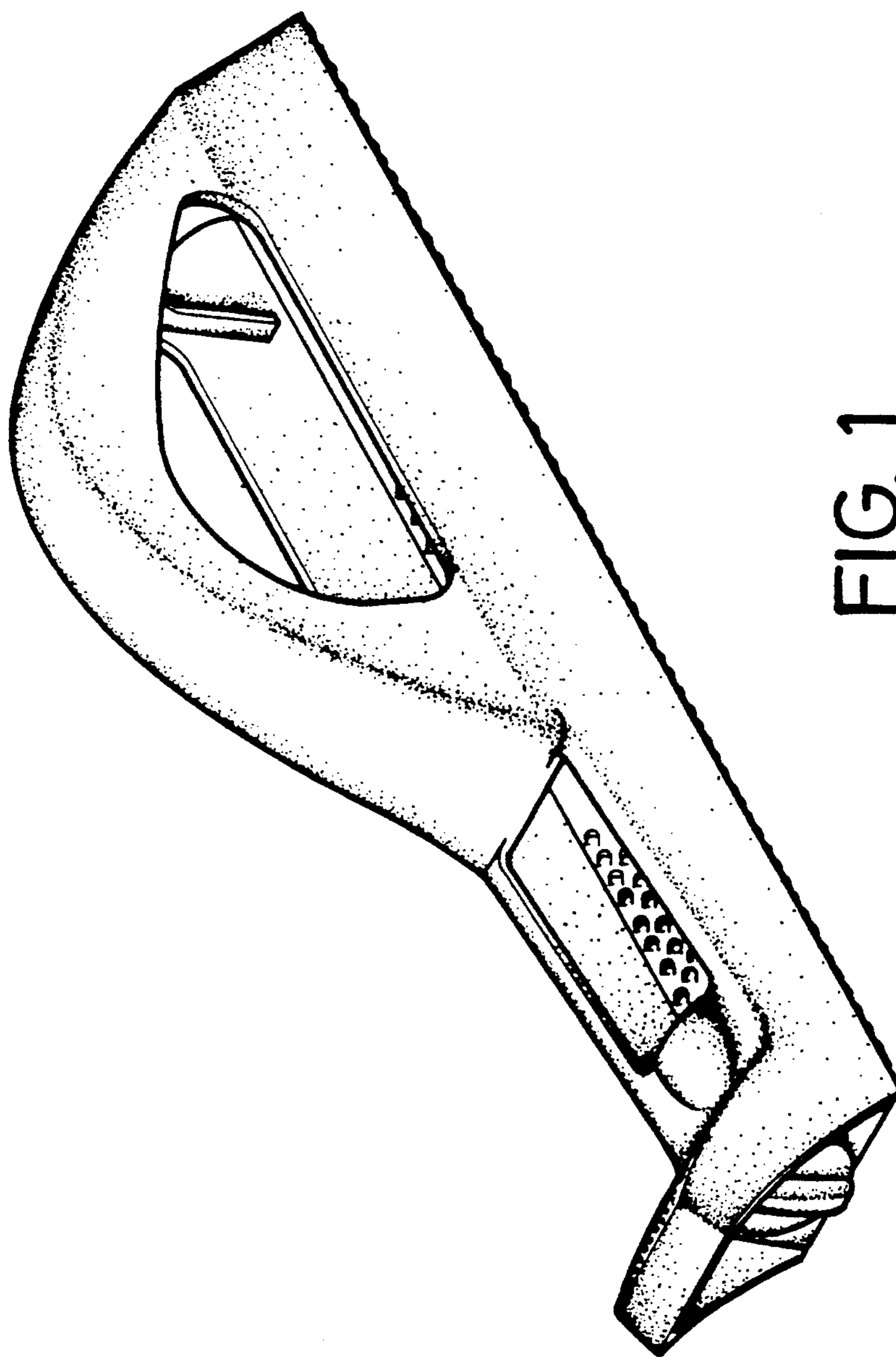


FIG. 1

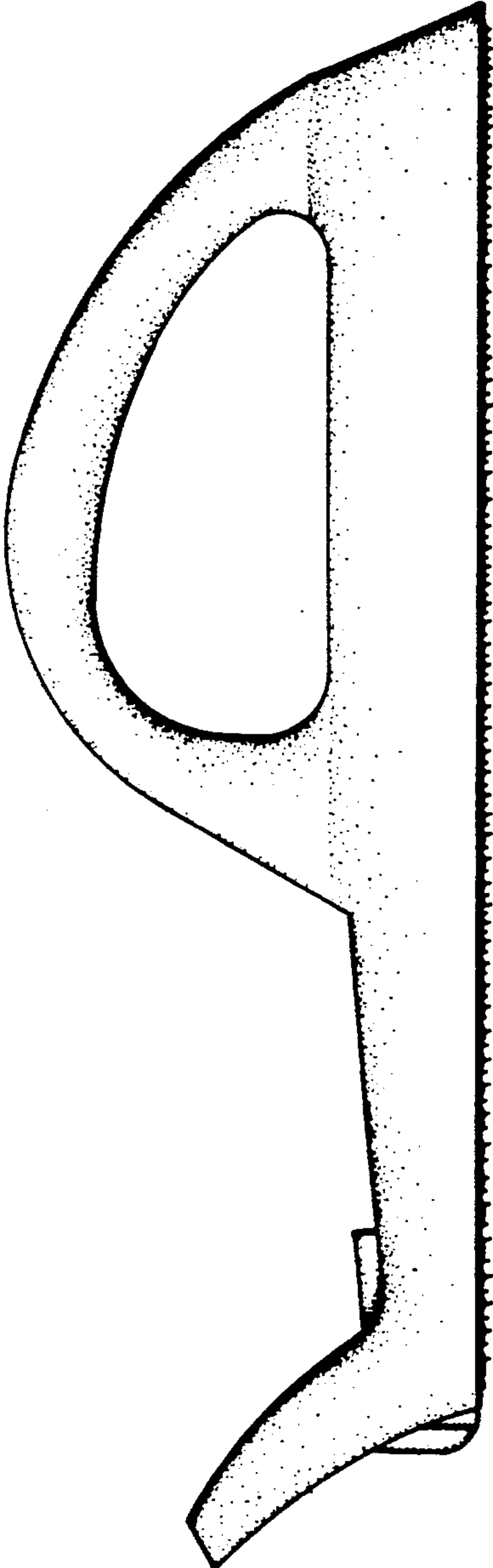


FIG. 2

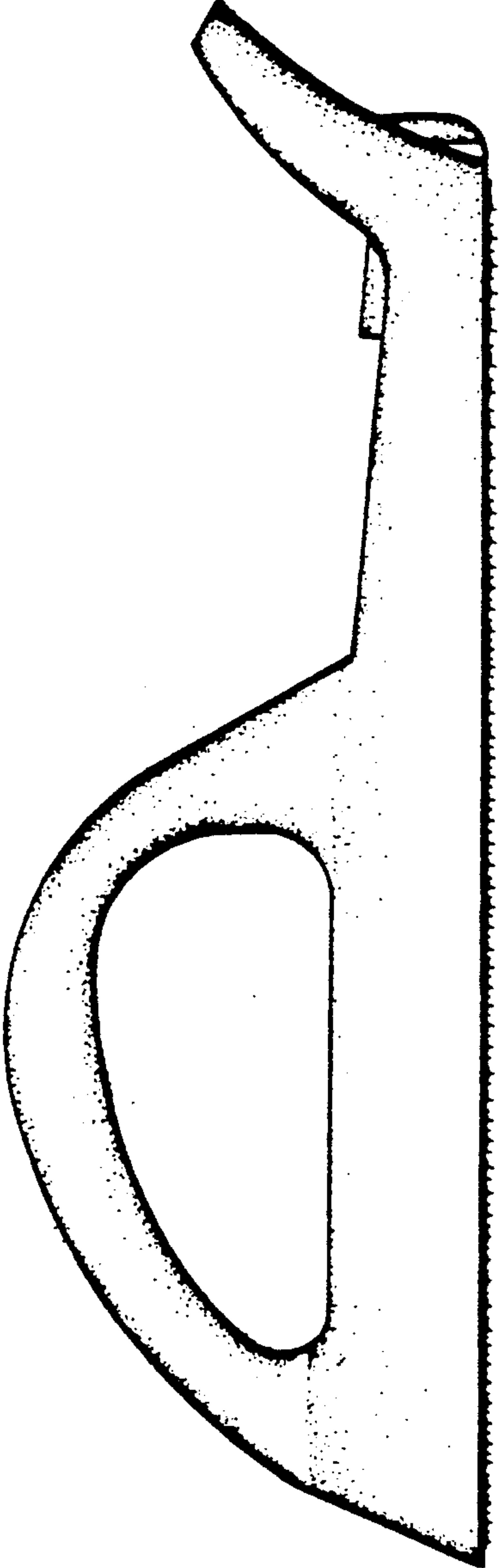


FIG. 3




FIG. 6




FIG. 4



FIG. 7




FIG. 5