



US00D348595S

United States Patent [19]

[11] Patent Number: **Des. 348,595**

Kusner

[45] Date of Patent: **** Jul. 12, 1994**

[54] **FULCRUM AREA FOR A TIRE IRON**

4,919,184 4/1990 du Quesne 157/1.3

[75] Inventor: **John D. Kusner**, Lyndhurst, Ohio

OTHER PUBLICATIONS

[73] Assignee: **Ken-Tool**, Akron, Ohio

Attached Copy (FIGS. 1(a)-1(c) Welded Tire Iron.

[**] Term: **14 Years**

Primary Examiner—Bernard Ansher

[21] Appl. No.: **750,557**

Assistant Examiner—Philip Hyder

[22] Filed: **Aug. 27, 1991**

Attorney, Agent, or Firm—Lackenbach Siegel Marzullo
Aronson and Greenspan

[52] U.S. Cl. **D8/89**

[57] CLAIM

[58] Field of Search D8/88, 89, 14; 157/1.3;
7/166; 254/25

The ornamental design for a fulcrum area for a tire iron,
as shown.

[56] References Cited

DESCRIPTION

U.S. PATENT DOCUMENTS

D. 134,799	1/1943	Taylor	157/1.3
D. 163,385	5/1951	Hawes	D8/89
D. 264,043	4/1982	Edwards	D8/89
2,188,211	1/1940	Tilson	157/1.3
2,226,757	12/1940	Ewell	157/1.3

FIG. 1 is a side elevational view of a fulcrum area for a tire iron;
FIG. 2 is a top view thereof;
FIG. 3 is a bottom view thereof;
FIG. 4 is a left side view thereof; and,
FIG. 5 is a right side view thereof.

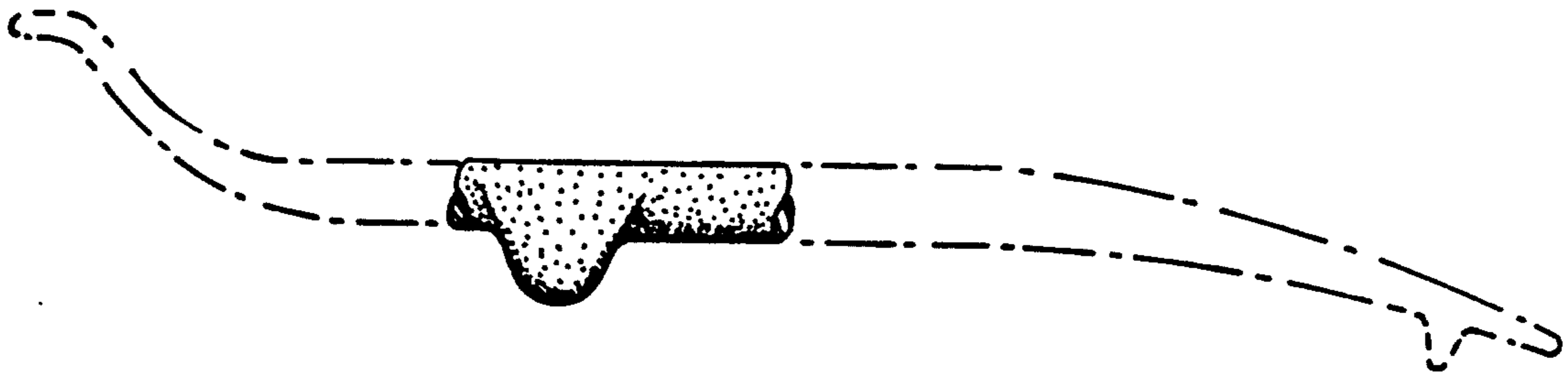




FIG. 2

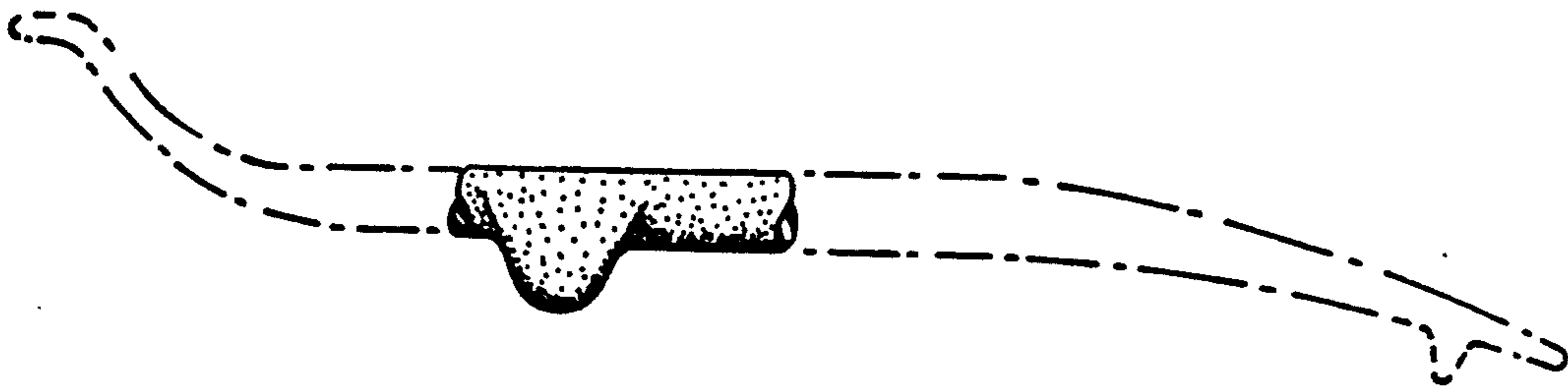


FIG. 1

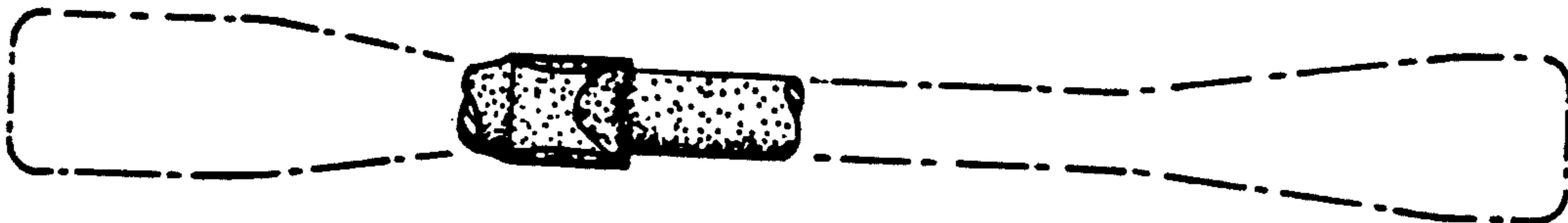


FIG. 3



FIG. 4



FIG. 5