



US00D348571S

United States Patent [19]

[11] Patent Number: **Des. 348,571**

Obata et al.

[45] Date of Patent: **** Jul. 12, 1994**

[54] CHAIR

[75] Inventors: **Hironaga Obata; Tetsuya Kano**, both of Tokyo; **Yuji Ishi; Toru Nagao**, both of Osaka, all of Japan

[73] Assignee: **Itoki Co., Ltd.**, Osaka, Japan

[*] Notice: The portion of the term of this patent subsequent to May 17, 2008 has been disclaimed.

[**] Term: **14 Years**

[21] Appl. No.: **764,379**

[22] Filed: **Sep. 23, 1991**

[30] Foreign Application Priority Data

Mar. 25, 1991 [JP] Japan 3-7956

[52] U.S. Cl. **D6/366**

[58] Field of Search D6/334, 365, 366, 374, D6/375, 379, 498, 500, 501, 502; 297/411

[56] References Cited

U.S. PATENT DOCUMENTS

D. 236,173 8/1975 Ruf D6/366

D. 255,183	6/1980	Locher	D6/366
D. 274,869	7/1984	Aronowitz et al.	D6/366
D. 276,956	1/1985	Aronowitz et al.	D6/366
D. 278,869	5/1985	Bohl	D6/366
D. 296,960	8/1988	Fenske	D6/366
D. 305,284	1/1990	Piretti	D6/366
D. 312,536	12/1990	Muller-Deisig et al.	D6/366

OTHER PUBLICATIONS

Brayton International Collection, Ad in *Interiors*, Sep. 1988, p. 69 chair at left.

Primary Examiner—Alan P. Douglas
Assistant Examiner—Gary D. Watson
Attorney, Agent, or Firm—Rogers & Killeen

[57] CLAIM

The ornamental design for a chair, as shown.

DESCRIPTION

FIG. 1 is a perspective view of the chair;
FIG. 2 is a front view of the chair;
FIG. 3 is a back view of the chair;
FIG. 4 is a right-side view of the chair;
FIG. 5 is a top plan view of the chair; and,
FIG. 6 is a bottom view of the chair.



FIG. 1



FIG. 2

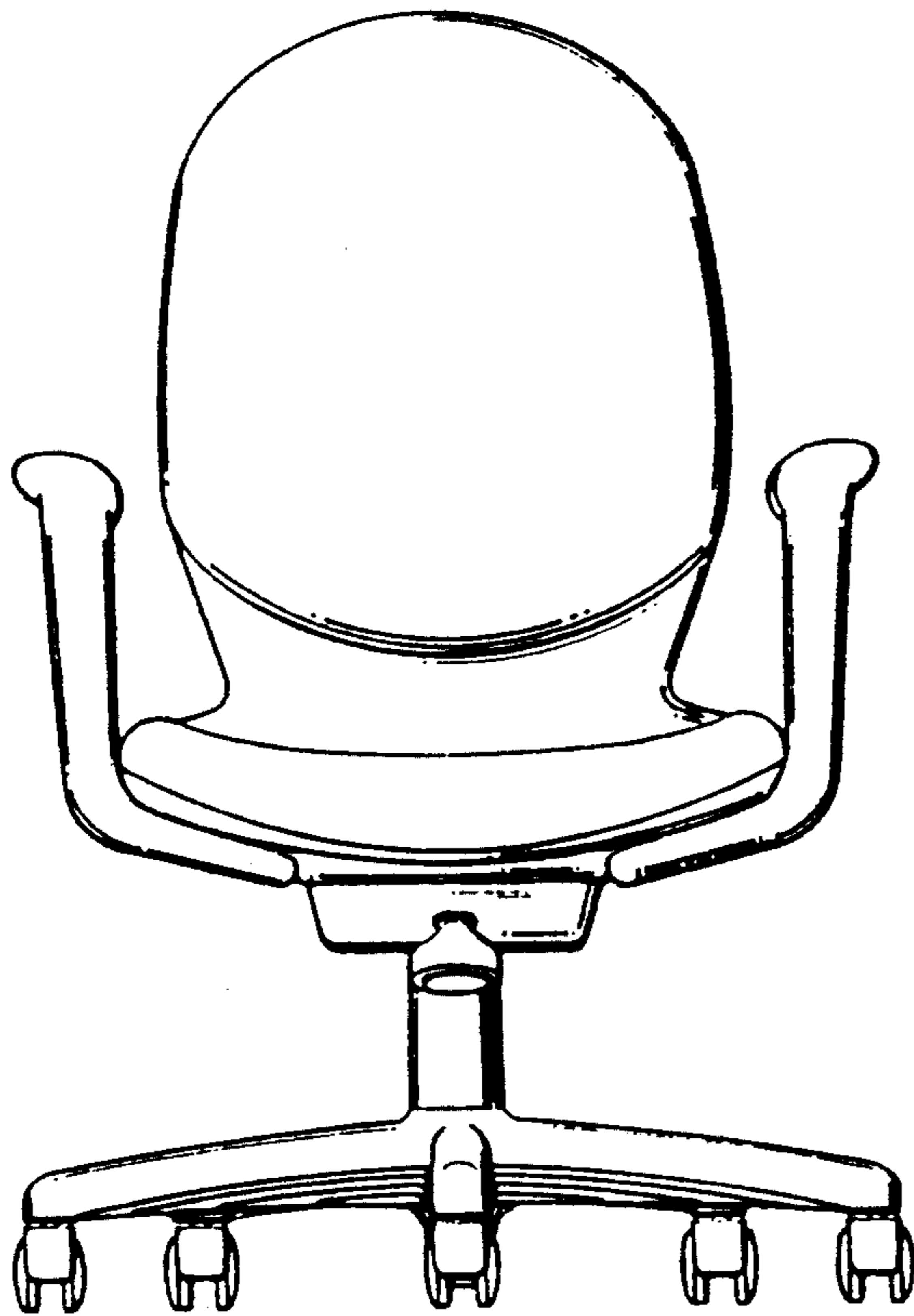


FIG. 3

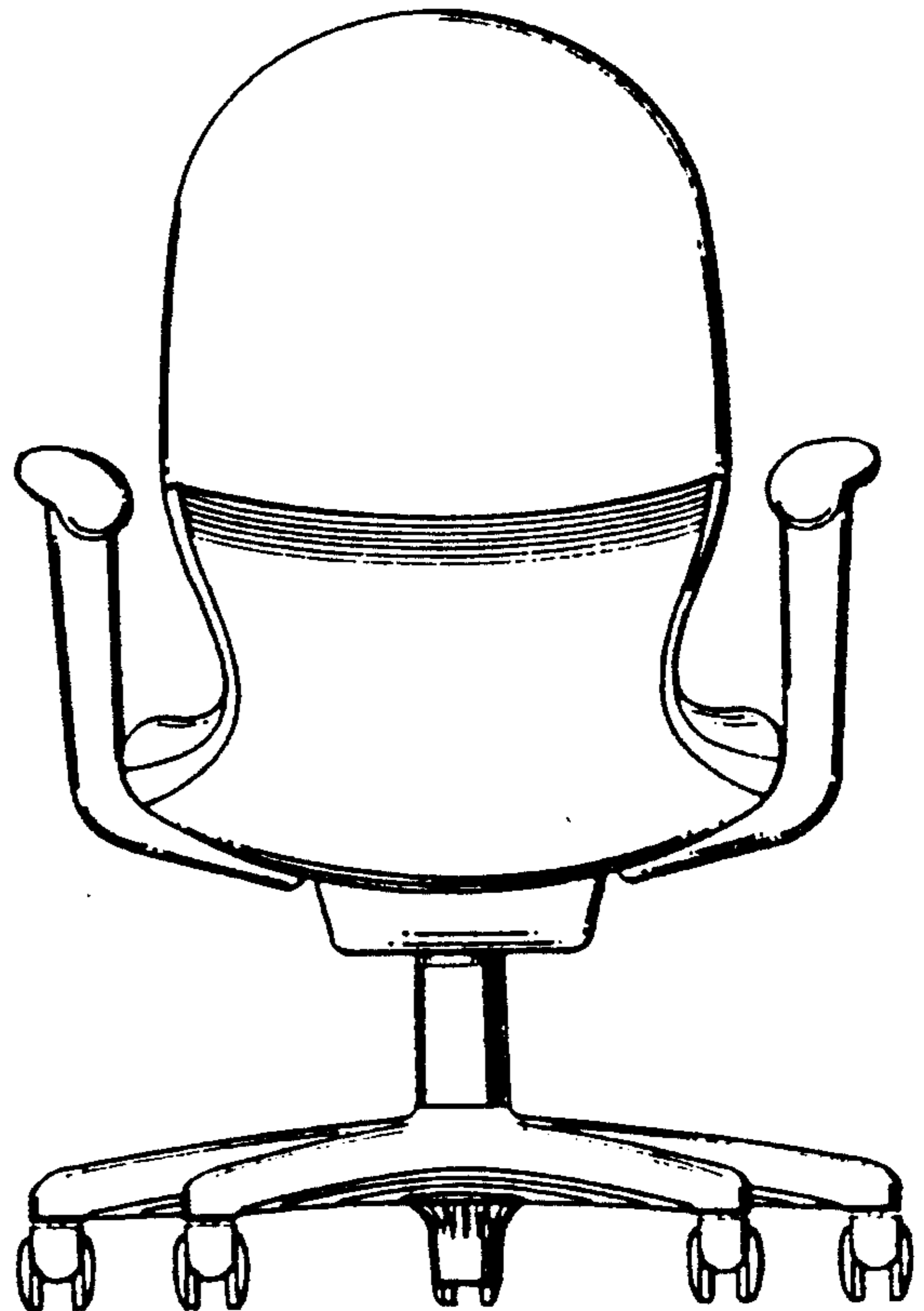


FIG. 4

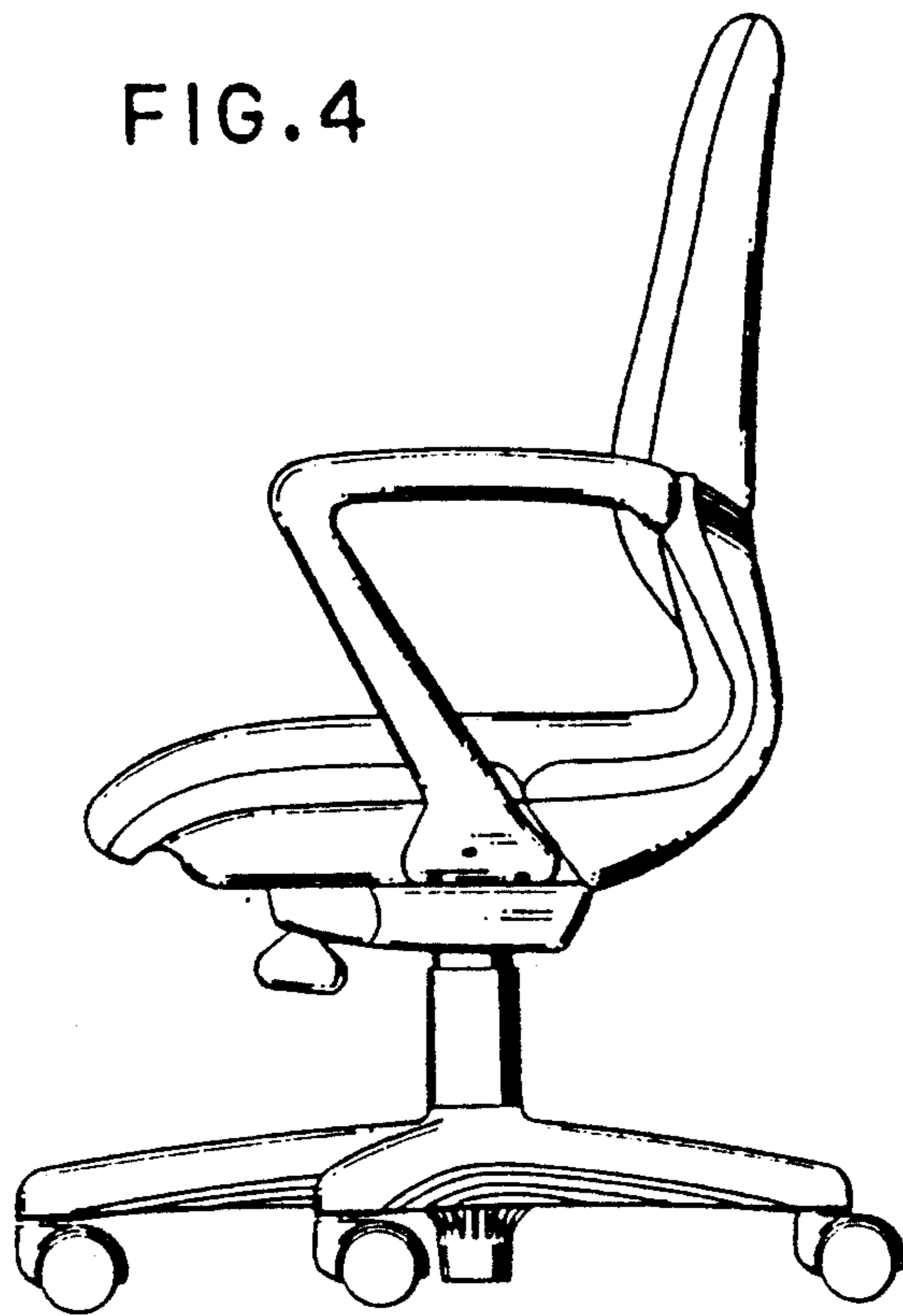


FIG. 5

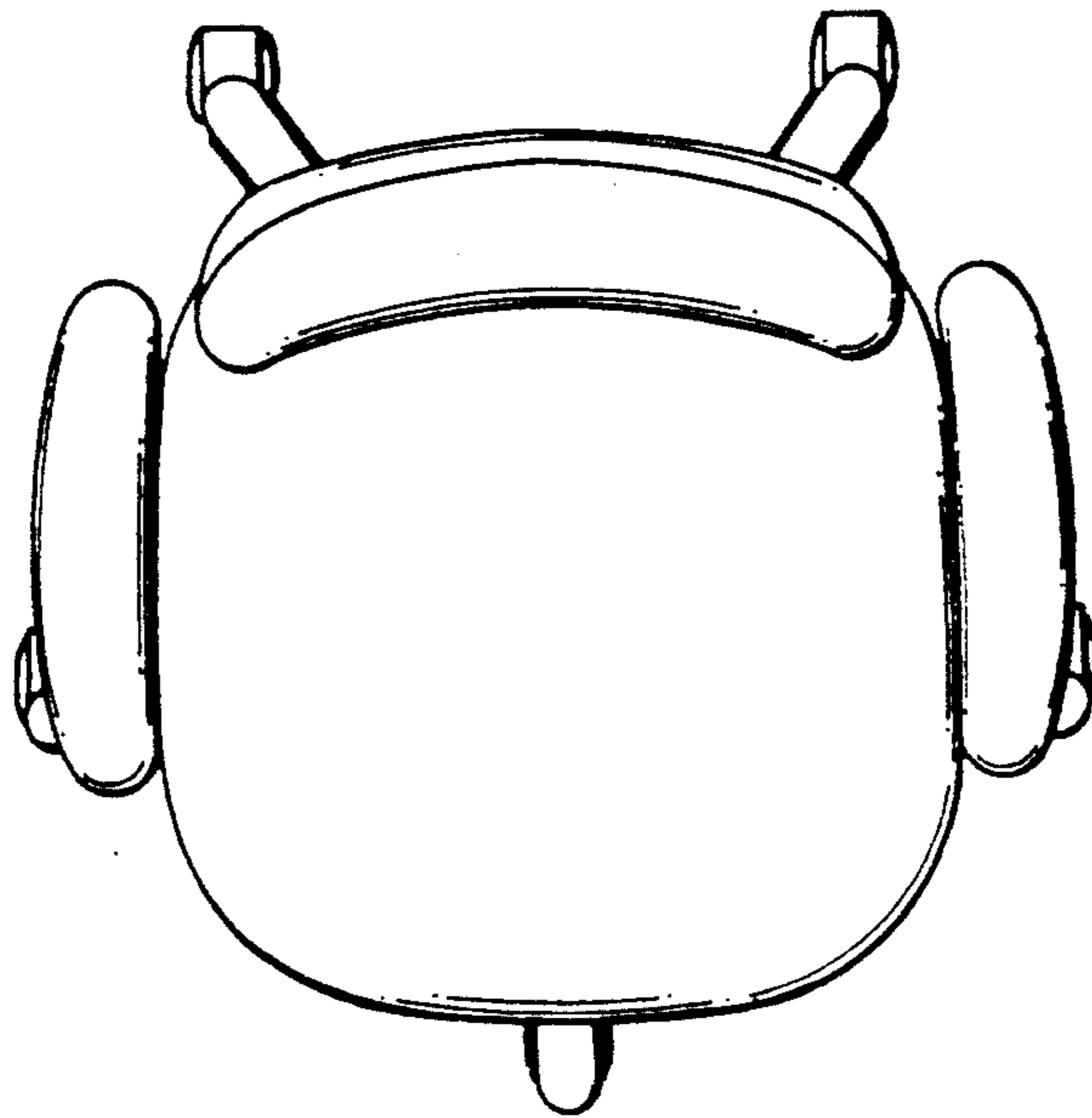


FIG. 6

