



US00D348560S

United States Patent [19] McDonald

[11] Patent Number: **Des. 348,560**

[45] Date of Patent: **** Jul. 12, 1994**

[54] SHOE UPPER

[75] Inventor: **Steven C. McDonald, Portland, Oreg.**

[73] Assignee: **Nike, Inc., Beaverton, Oreg.**

[**] Term: **14 Years**

[21] Appl. No.: **13,064**

[22] Filed: **Sep. 17, 1993**

[52] U.S. Cl. **D2/969**

[58] Field of Search **D2/896, 902, 907-912,
D2/969, 970; 36/45, 83, 84, 89, 102-107, 113,
114, 132**

[56] References Cited

U.S. PATENT DOCUMENTS

D. 283,364	4/1986	Gamm .	
D. 284,518	7/1986	Lowe, Jr. et al. .	
D. 293,969	2/1988	Kelley .	
D. 296,146	6/1988	McCrea .	
D. 316,928	5/1991	Rogers .	
D. 325,119	4/1992	Smith .	
D. 325,219	4/1992	Hatfield .	
D. 326,352	5/1992	Feller et al. .	
D. 328,516	8/1992	Hatfield et al. .	
D. 330,109	10/1992	Hatfield	D2/970
D. 333,554	3/1993	Greene	D2/969
D. 334,275	3/1993	Miller et al.	D2/903
D. 335,389	5/1993	Hatfield	D2/969
D. 344,277	3/1993	Teague	D2/970
D. 355,017	4/1993	Smith	D2/969
1,716,348	6/1929	Rice .	
5,243,772	9/1993	Francis et al.	36/45

OTHER PUBLICATIONS

- Nike Fall '93 catalog, published Dec. 1992, p. 42.
- Holiday '93 catlog, published Mar. 1993, pp. 20, 38.
- Nike Spring '93 catalog, published Jun. 1992, pp. 26, 42, 104.
- Nike Fall '92 catalog, published Dec. 1991, pp. 26, 40, 44, 104.
- Nike Spring '92 catalog, published May 1991, pp. 32, 36, 40, 84, 86.
- Nike Fall '91 catalog, published Dec. 1990, p. 42.
- Nike Spring '91 catalog, published Jun. 1990, p. 86.
- Nike Fall '90 catalog, published Dec. 1989, p. 88.
- Nike Spring '89 catalog, published Jun. 1988, pp. 80, 82.
- Nike Fall '88 catalog, published Dec. 1987, pp. 80, 82.

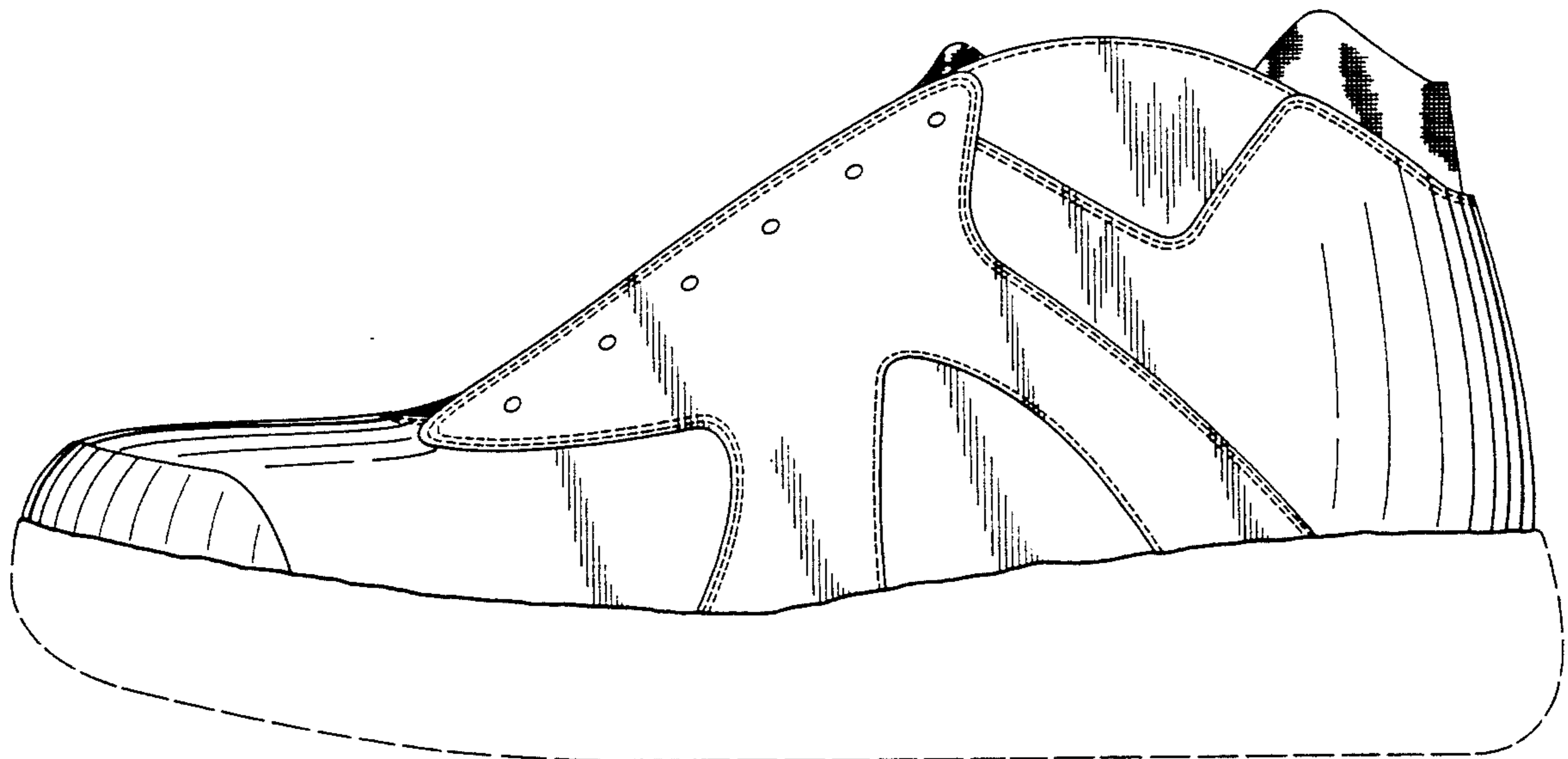
Primary Examiner—Louis S. Zarfes
Attorney, Agent, or Firm—Banner, Birch, McKie & Beckett

[57] CLAIM

The ornamental design for a shoe upper, as shown and described.

DESCRIPTION

FIG. 1 is an elevational view of one side of a shoe upper showing my new design;
 FIG. 2 is an elevational view of the other side of a shoe upper as shown in FIG. 1;
 FIG. 3 is a front elevational view of a shoe upper as shown in FIG. 1;
 FIG. 4 is a rear elevational view of a shoe upper as shown in FIG. 1; and,
 FIG. 5 is a top plan view thereof.
 The broken line showing of a shoe sole in FIGS. 1-4 is for illustrative purposes and forms no part of the claimed design.



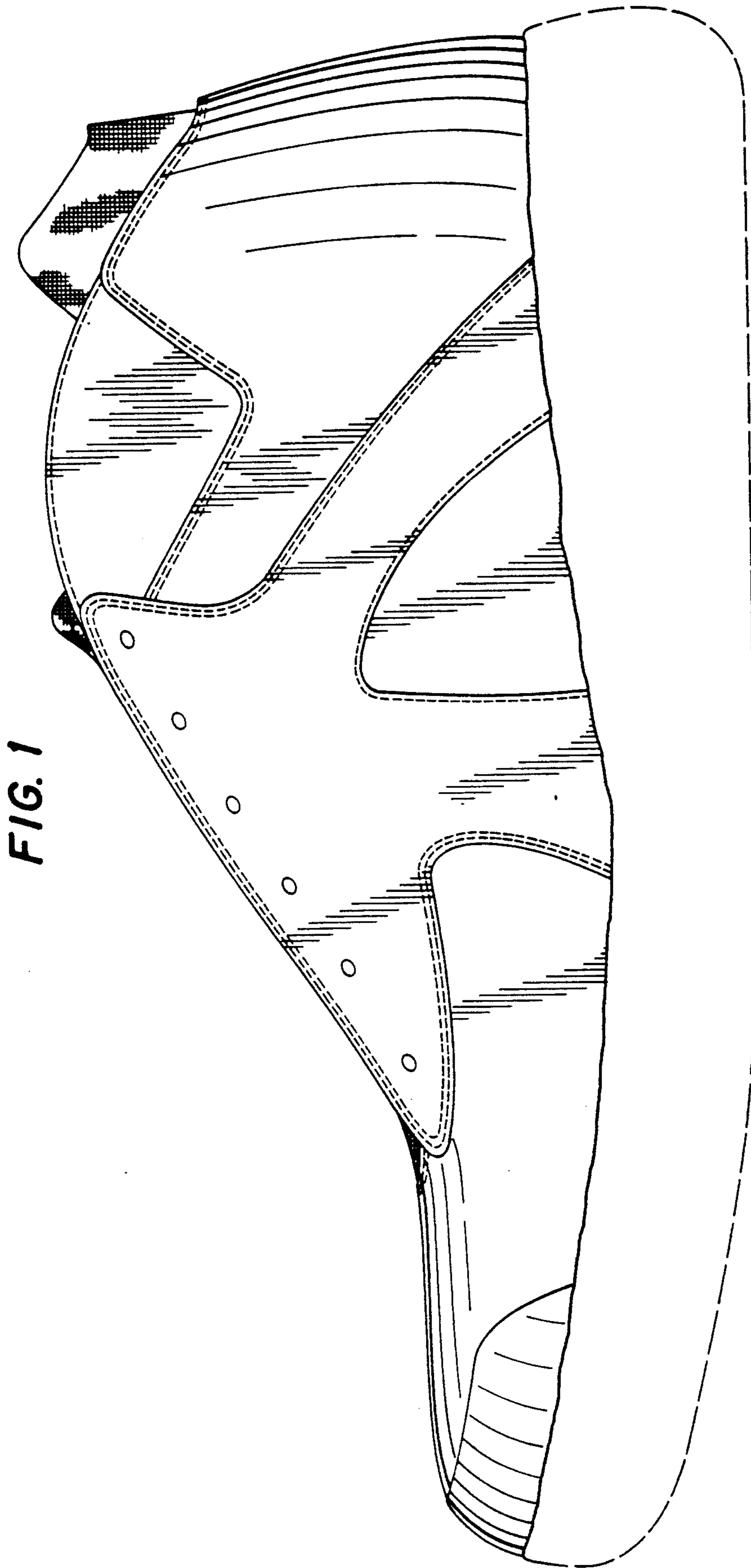


FIG. 1

FIG. 2

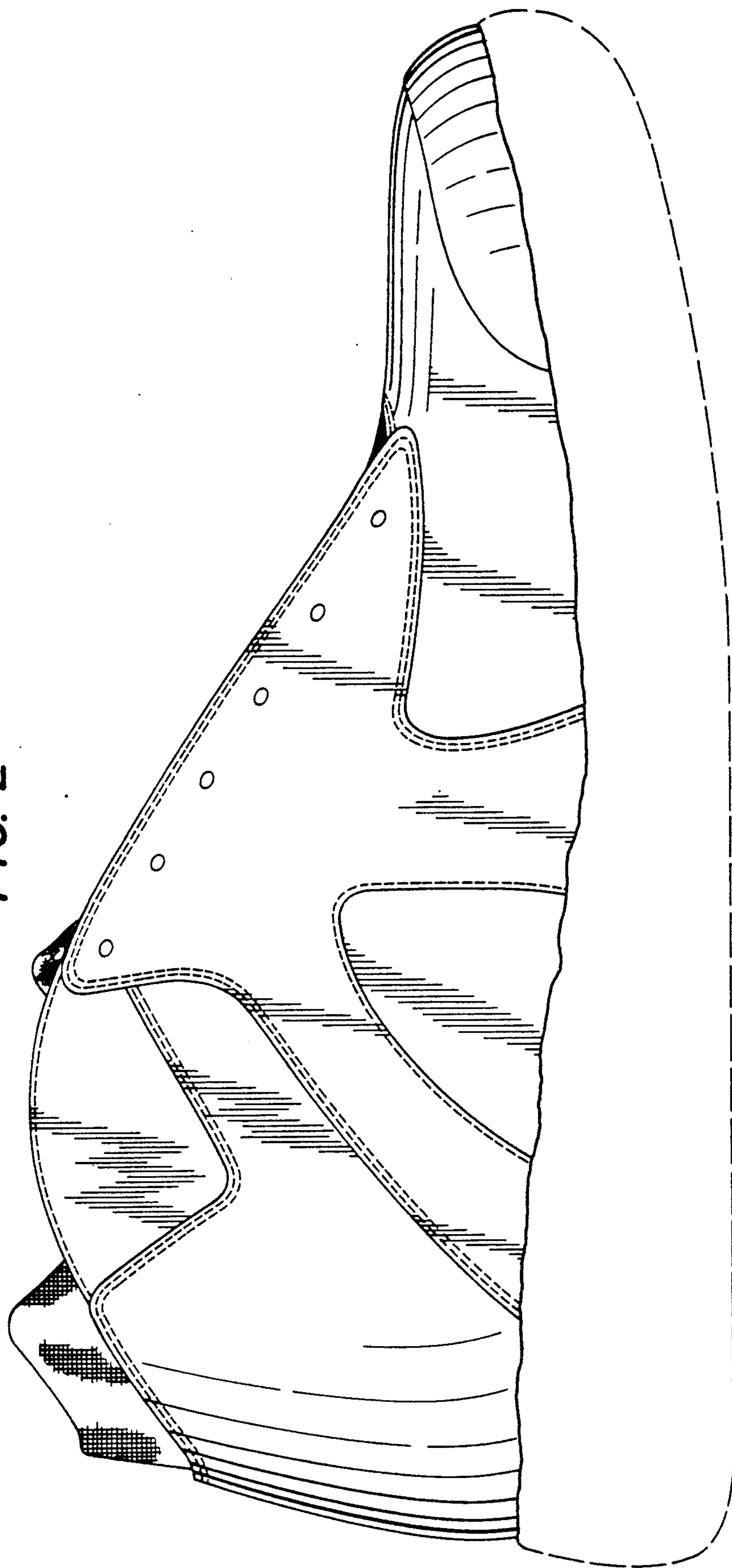


FIG. 4

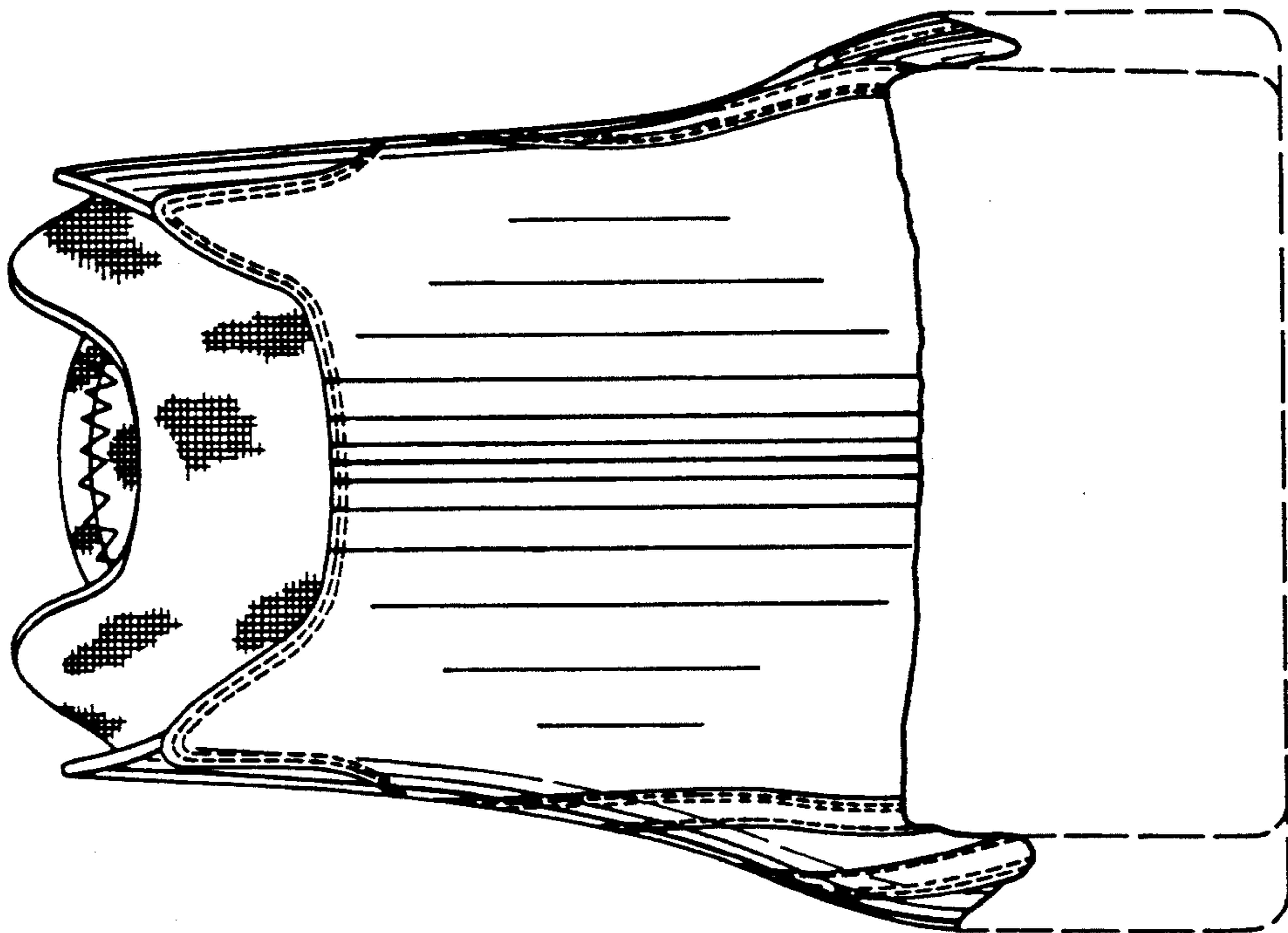


FIG. 3

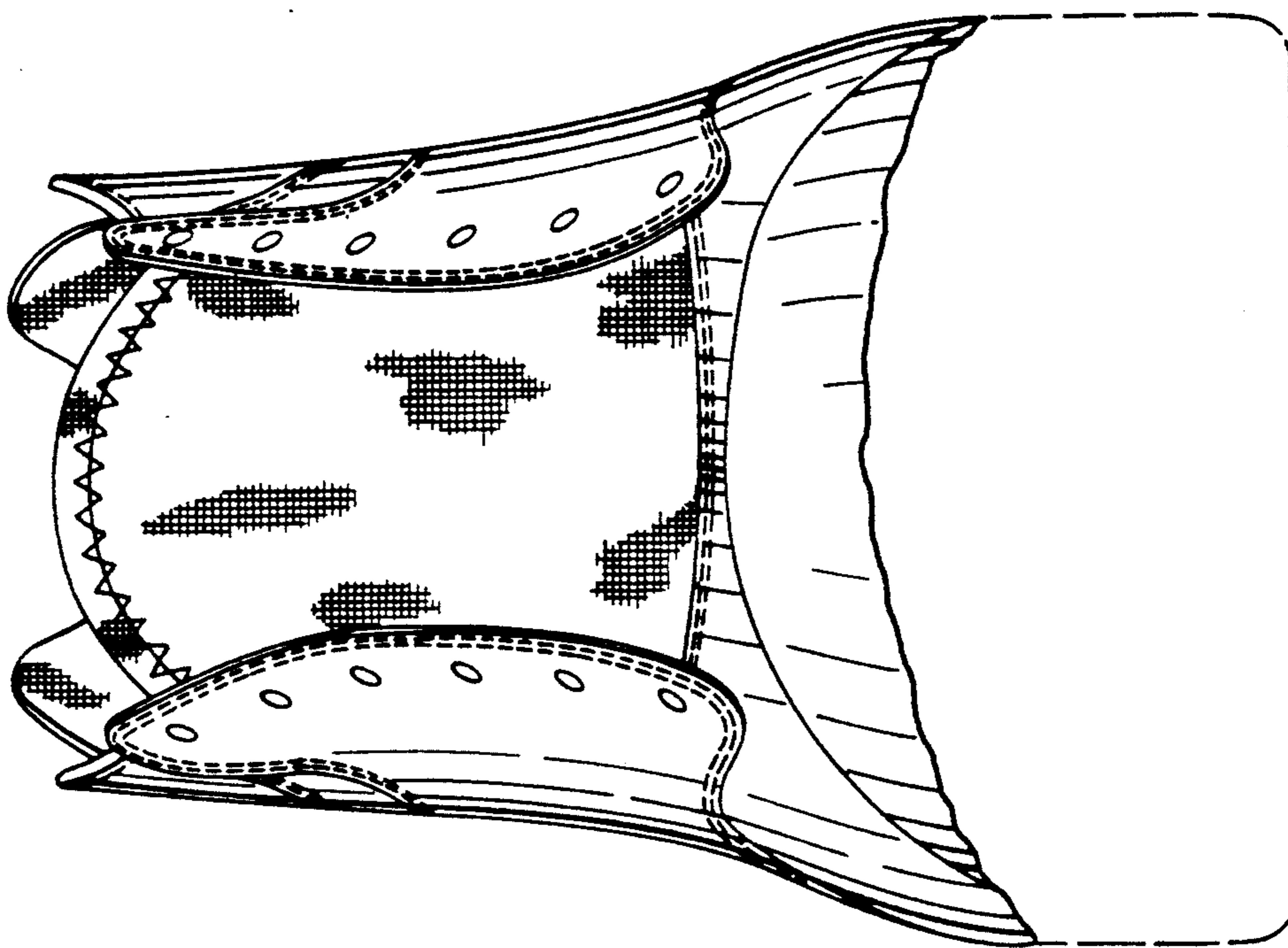


FIG. 5

