



US00D348558S

# United States Patent [19]

[11] Patent Number: **Des. 348,558**

**Saez**

[45] Date of Patent: **\*\* Jul. 12, 1994**

[54] **SHOE SOLE**

[75] Inventor: **Engle E. Saez, Marblehead, Mass.**

[73] Assignee: **Sperry Top-Sider, Inc., Cambridge, Mass.**

[\*\*] Term: **14 Years**

[21] Appl. No.: **857,310**

[22] Filed: **Mar. 25, 1992**

[52] U.S. Cl. .... **D2/956; D2/957**

[58] Field of Search ..... **D2/947, 951, 953, 954, D2/956, 957, 960, 908; 36/25 R, 30 R, 32 R, 59 R, 59 C, 83, 84, 89, 102-107, 114, 132, 136**

[56] **References Cited**

**U.S. PATENT DOCUMENTS**

D. 145,153	7/1946	Bovay	.....	D2/956
D. 273,246	4/1984	Tonkel	.....	D2/956
D. 301,392	6/1989	Le	.....	D2/957
D. 308,904	7/1990	Diaz et al.	.....	D2/953

D. 317,826	7/1991	Austin	.....	D2/957
4,141,158	2/1979	Benbeler et al.	.....	36/32 R
4,546,556	10/1985	Stubblefield	.....	36/32 R

*Primary Examiner*—Louis S. Zarfaz  
*Attorney, Agent, or Firm*—Fish & Richardson

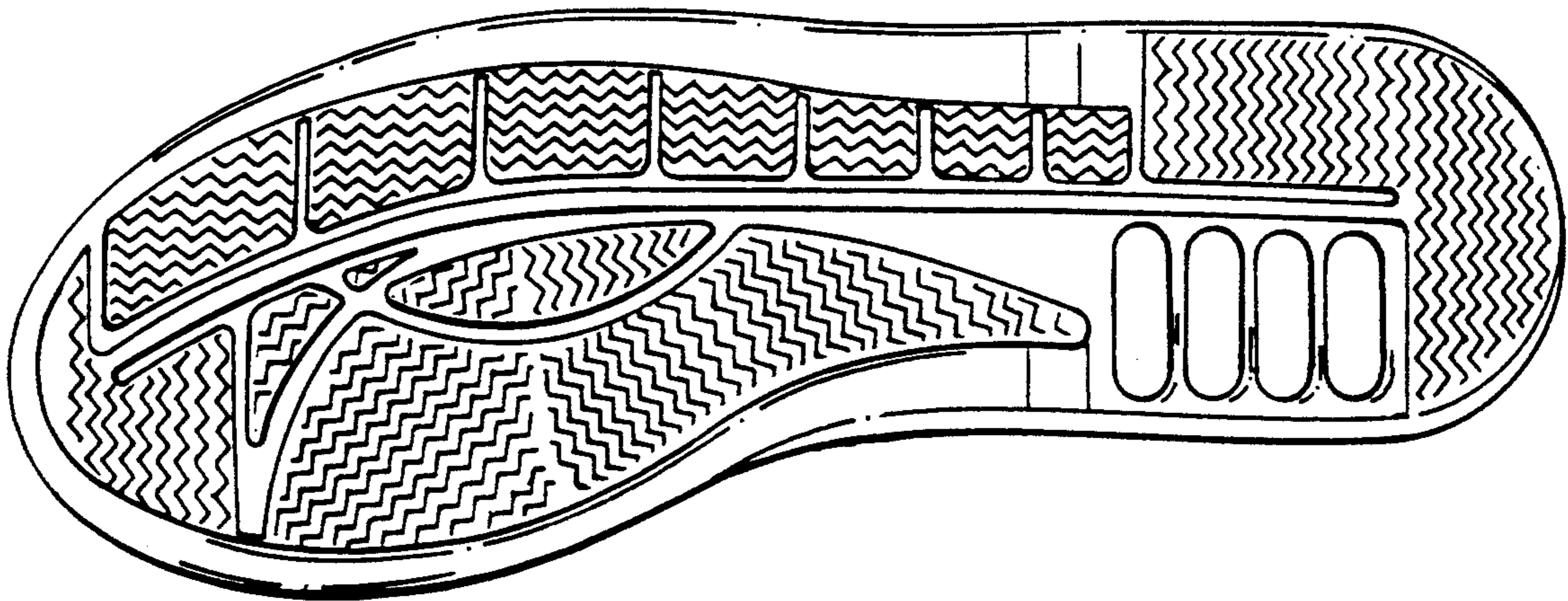
[57] **CLAIM**

The ornamental design for a shoe sole, as shown and described.

**DESCRIPTION**

FIG. 1 is a bottom plan view of a shoe sole showing the new design;  
 FIG. 2 is a side elevational view thereof;  
 FIG. 3 is a side elevational view thereof of side opposite that shown in FIG. 2;  
 FIG. 4 is a rear elevational view thereof; and,  
 FIG. 5 is a front elevational view thereof.

A top plan view of the shoe sole has not been shown since it represents a portion of the design which would not be visible when the sole is attached to a shoe. The top of the sole is plain, without ornamentation.



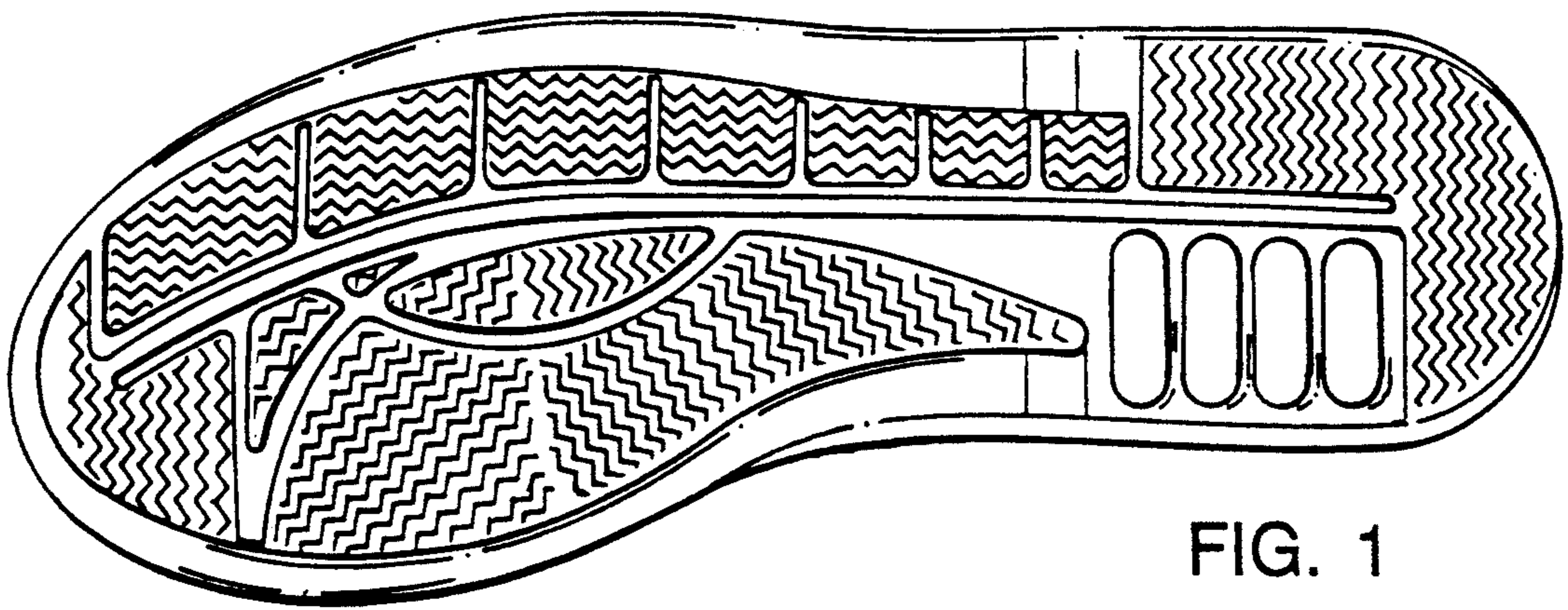


FIG. 1

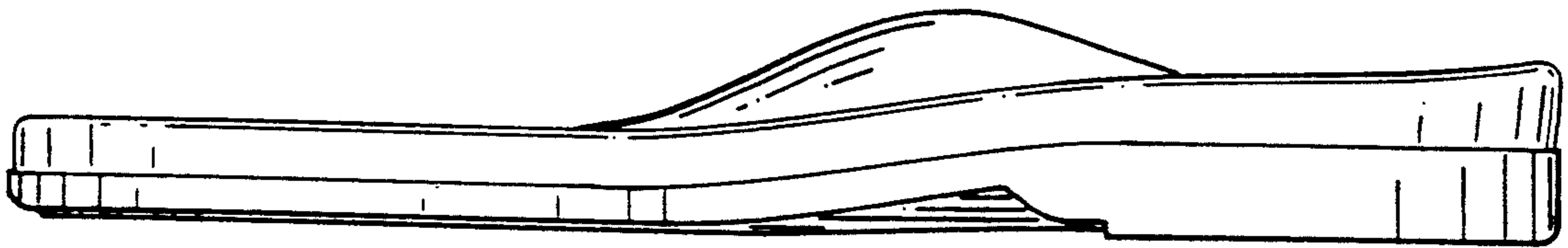


FIG. 2

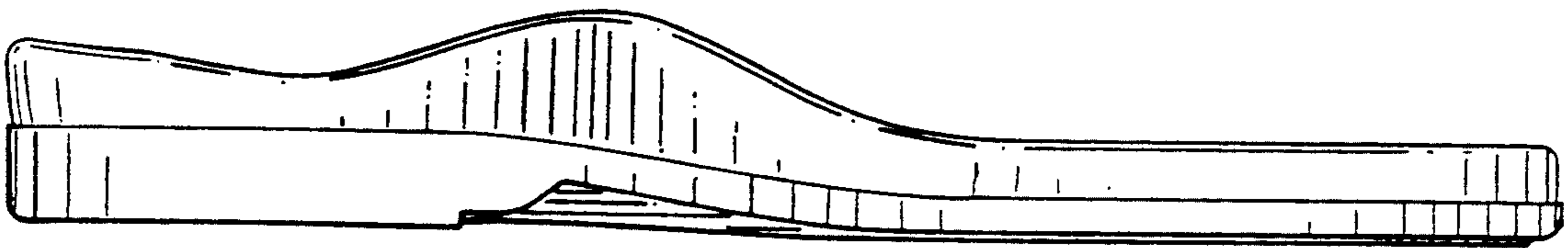


FIG. 3

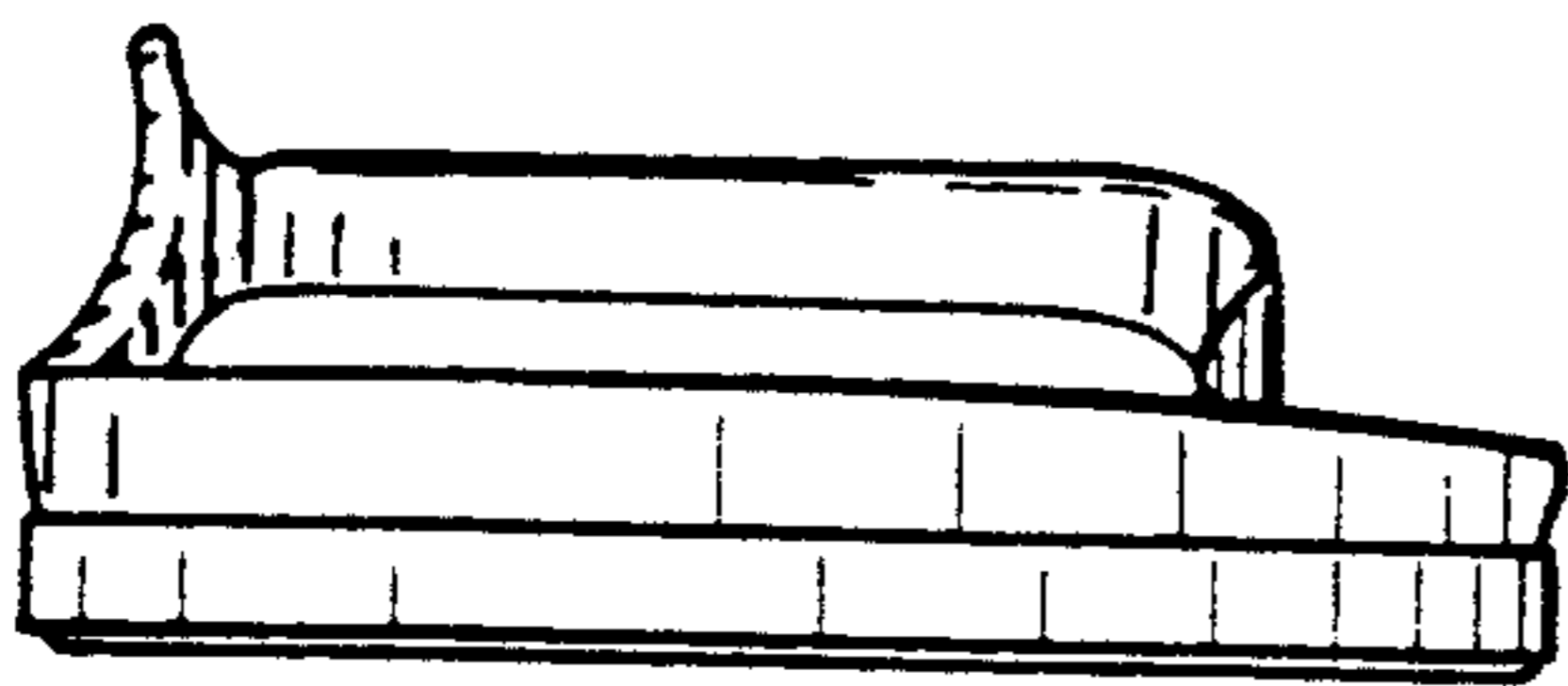


FIG. 5

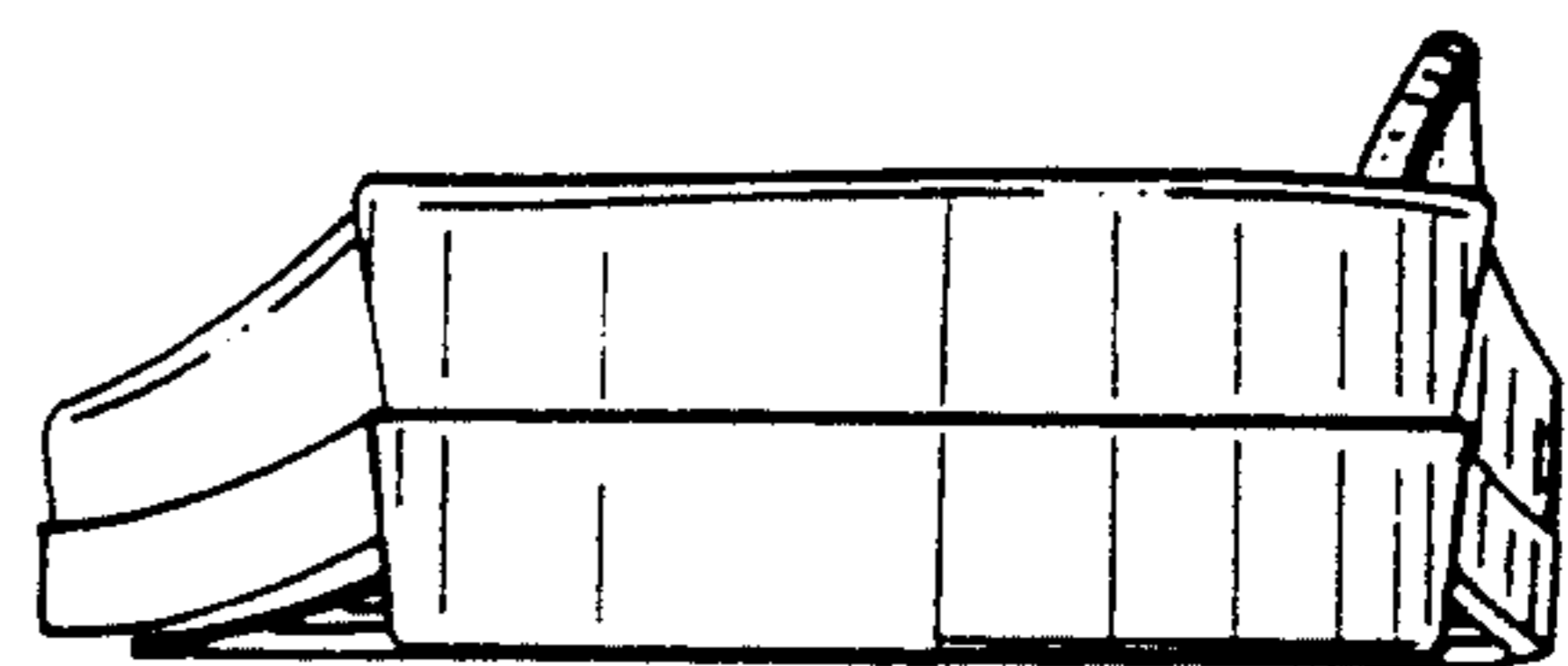


FIG. 4