



US00D348537S

# United States Patent [19]

[11] Patent Number: **Des. 348,537**

**Kotrba**

[45] Date of Patent: **\*\* Jul. 5, 1994**

[54] **LANTERN HOLDER**

3,178,144 4/1965 Kimoto ..... D26/138 X  
5,108,058 4/1992 White ..... 248/231.74 X

[76] Inventor: **Michael A. Kotrba**, 910 Birdseye  
Creek Rd., Gold Hill, Oreg. 97525

*Primary Examiner*—Susan J. Lucas  
*Attorney, Agent, or Firm*—S. Michael Bender

[\*\*] Term: **14 Years**

[57] **CLAIM**

[21] Appl. No.: **685,489**

The ornamental design for a lantern holder, as shown  
and described.

[22] Filed: **Apr. 15, 1991**

[52] U.S. Cl. .... **D26/138**

[58] Field of Search ..... 362/190, 191, 396;  
248/156158, 121, 127, 225.1, 231.7; D26/138,  
140

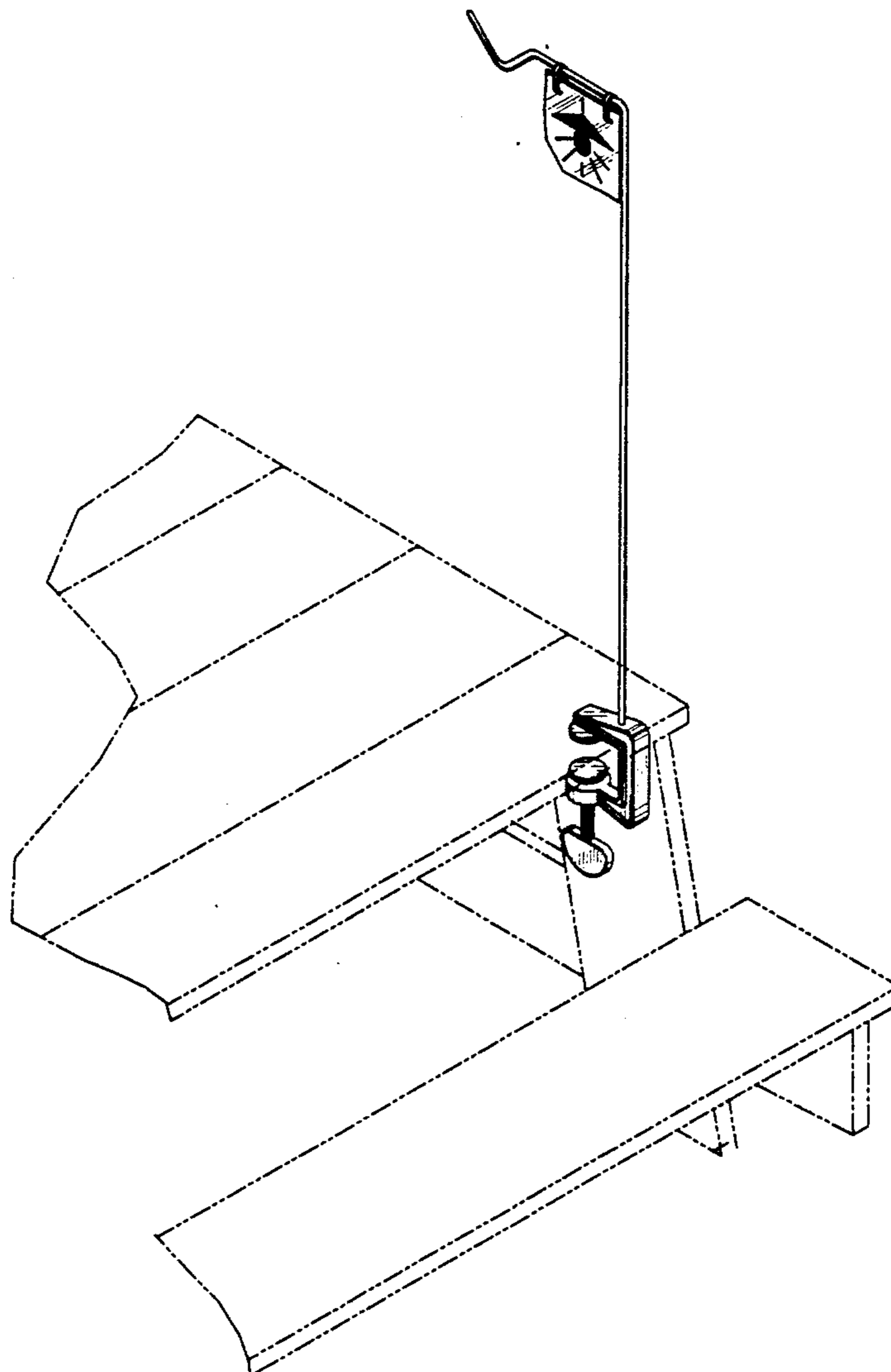
**DESCRIPTION**

FIG. 1 is a front elevational view of the lantern holder  
showing my new design;  
FIG. 2 is a rear elevational view thereof;  
FIG. 3 is a left side elevational view thereof;  
FIG. 4 is a right side elevational view thereof;  
FIG. 5 is a top plan view thereof;  
FIG. 6 is a bottom plan view thereof; and,  
FIG. 7 is a perspective view thereof, the table and lan-  
tern being shown in broken lines for illustrative purposes  
only.

[56] **References Cited**

**U.S. PATENT DOCUMENTS**

D. 290,659 6/1987 Patey ..... D26/138  
D. 294,402 2/1988 Foster ..... D26/140  
1,452,640 4/1923 Hulick ..... 248/121  
2,701,700 2/1955 Williamson ..... 248/156 X



*FIG. 1*



*FIG. 2*



FIG. 3





FIG. 4



*FIG. 5*



*FIG. 6*



FIG. 7

