



US00D348526S

United States Patent [19]

Nowotny

[11] Patent Number: **Des. 348,526**

[45] Date of Patent: **** Jul. 5, 1994**

[54] **COMBINED POST AND CAP**

[76] Inventor: **Robert C. Nowotny**, 913 Love Bridge Rd., Calhoun, Ga. 30701

[**] Term: **14 Years**

[21] Appl. No.: **2,699**

[22] Filed: **Dec. 16, 1992**

[52] U.S. Cl. **D25/126**

[58] Field of Search **D8/354, 363, 378;**
256/11, 12, 22, 33, 34, 47, 65, 35, 32, 63, 64,
DIG. 5; 52/300-301; D25/38-40, 42-46, 135,
126, 131-132, 120

[56] **References Cited**

U.S. PATENT DOCUMENTS

D. 269,209 5/1983 Hegarty D25/131
2,825,796 3/1958 Lanmon 256/33
3,771,767 11/1973 Dougherty 256/11

4,161,090 7/1979 Watts, Jr. D25/135
4,723,759 2/1988 Patrick 256/22
5,029,819 7/1991 Kane 256/32

Primary Examiner—A. Hugo Word

Assistant Examiner—Doris Clark

Attorney, Agent, or Firm—Quarles & Brady

[57] **CLAIM**


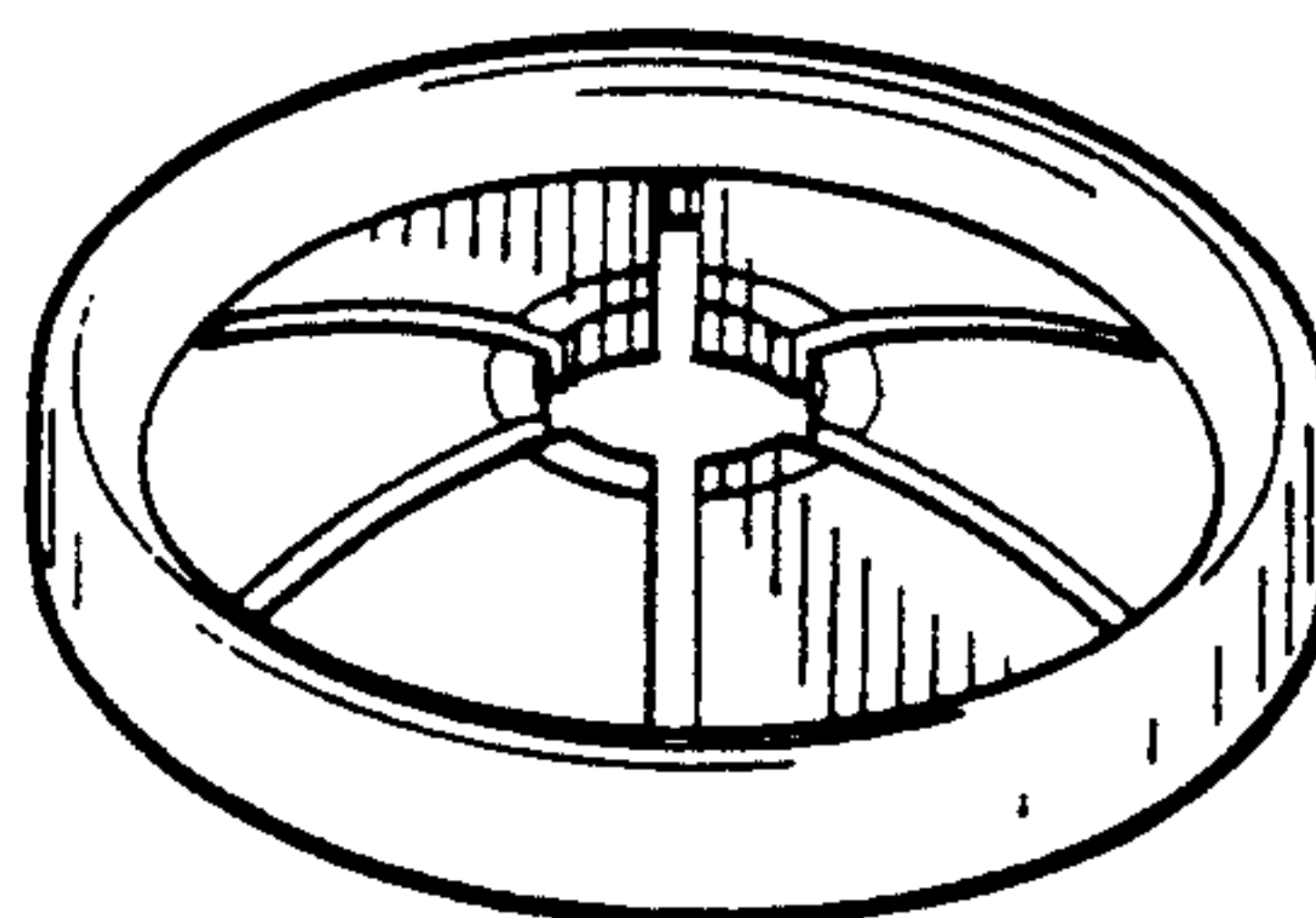
The ornamental design for a combined post and cap, as shown and described.

DESCRIPTION

FIG. 1 is a perspective view of the combined post and cap showing the top and side view of my new design; FIG. 2 is a side elevational view of the new design which is radially symmetric so that all sides are shown thereon;

FIG. 3 is a bottom plan view thereof; and,

FIG. 4 is a bottom plan view of the cap portion alone, which is not otherwise shown in the other views.



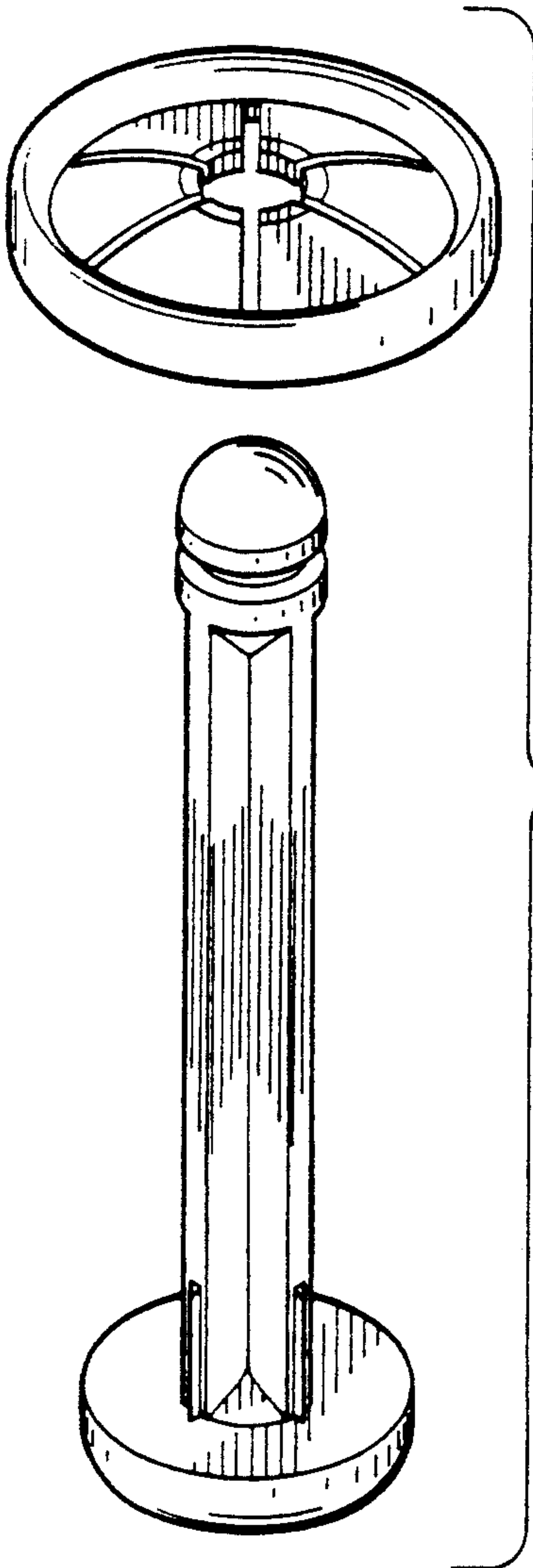


FIG. 1

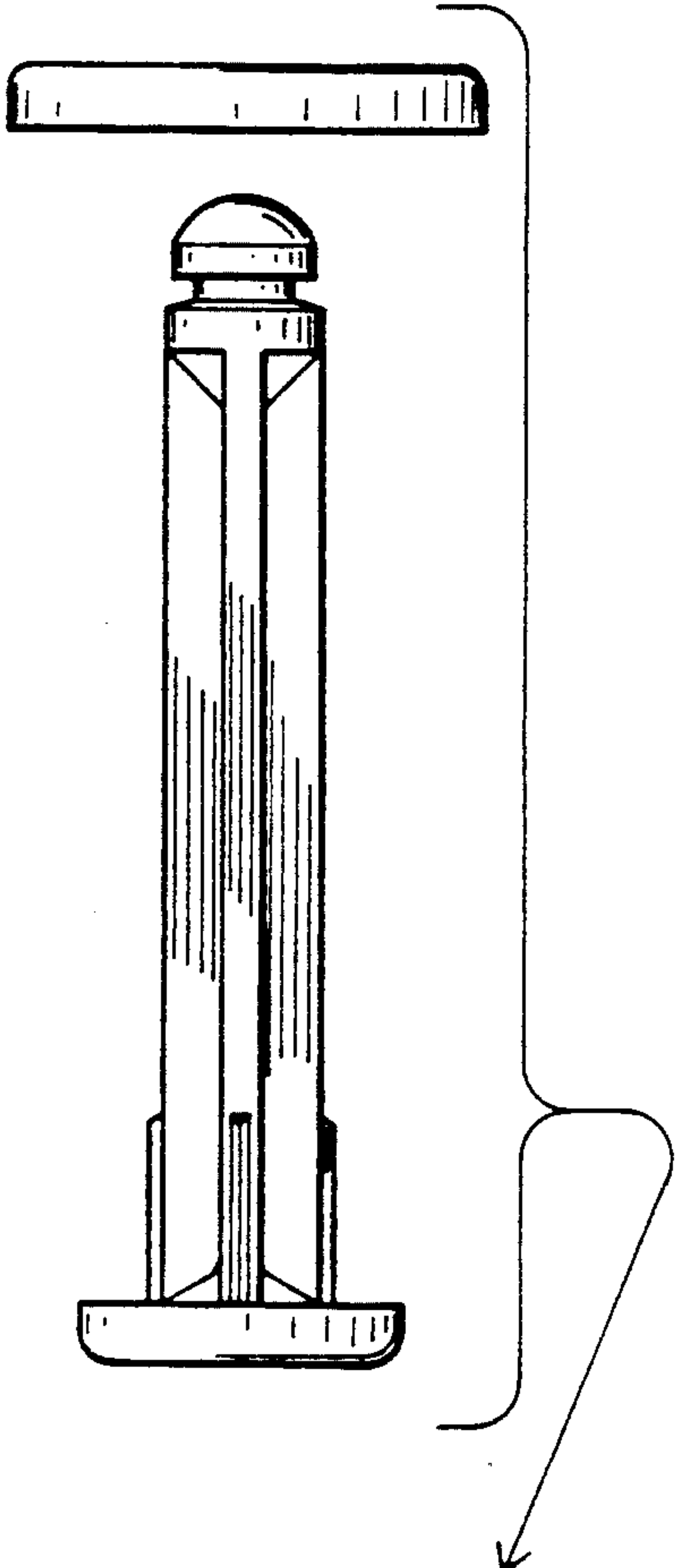


FIG. 2

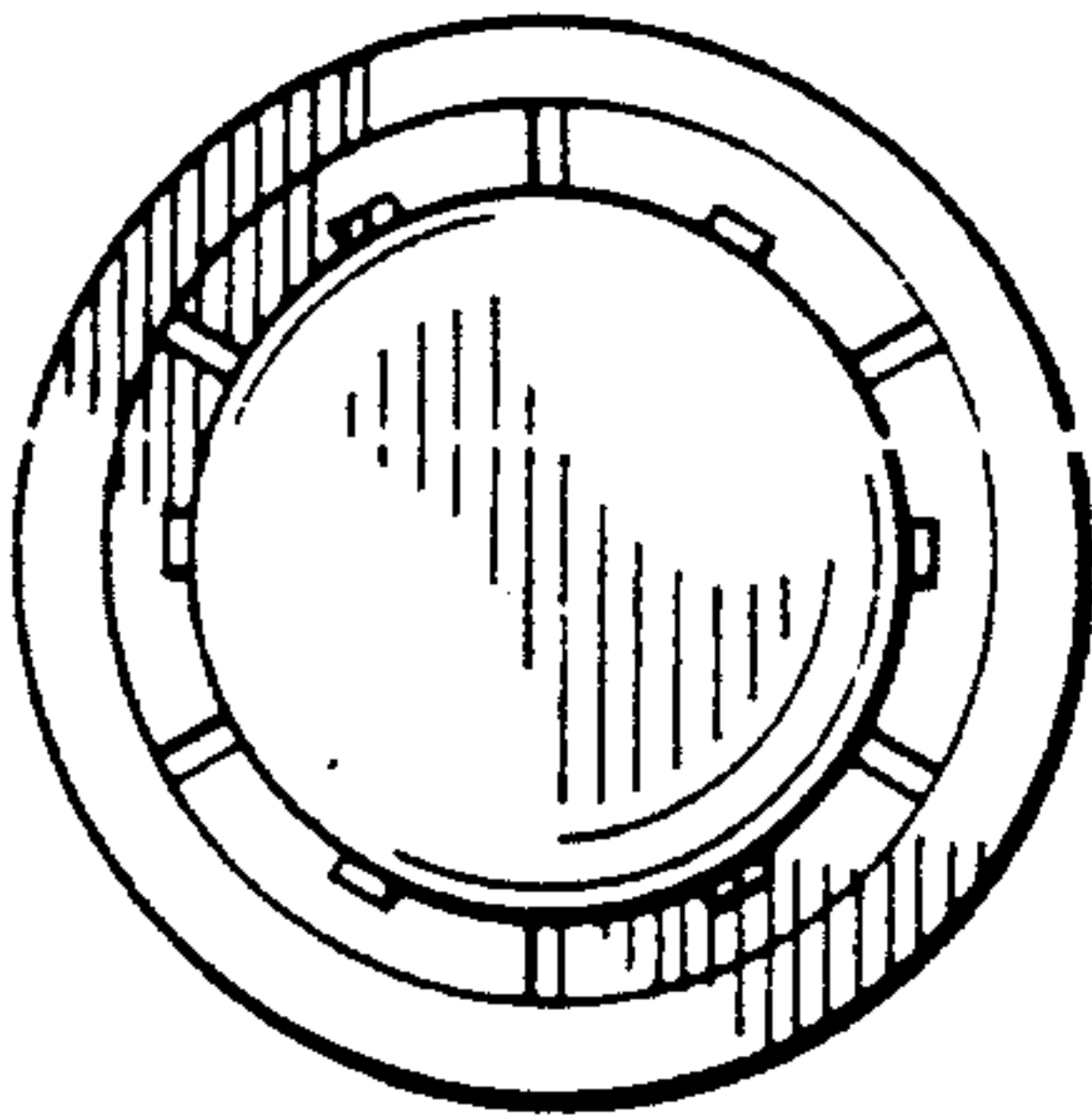


FIG. 3




FIG. 4