



US00D348522S

United States Patent [19]
Groothuizen

[11] **Patent Number: Des. 348,522**

[45] **Date of Patent: ** Jul. 5, 1994**

[54] **PREGNANCY TESTING STICK**
[75] **Inventor: Theodorus J. J. Groothuizen, HA**
Rotterdam, Netherlands
[73] **Assignee: Chefaro International B.V.,**
Rotterdam, Netherlands
[**] **Term: 14 Years**
[21] **Appl. No.: 777,895**
[22] **Filed: Oct. 10, 1991**

[30] **Foreign Application Priority Data**
Apr. 25, 1991 [BE] Belgium 66505
[52] **U.S. Cl. D24/223; D24/225**
[58] **Field of Search 422/61, 58, 68.1;**
436/808, 810, 814, 901, 818; 435/970; D24/223,
224, 225

[56] **References Cited**
U.S. PATENT DOCUMENTS
D. 286,694 10/1982 Boyer et al. D24/223 X
D. 306,645 3/1990 Parker D24/223
D. 310,265 8/1990 Mochnal et al. D24/223
D. 320,269 9/1991 Hammond D24/225
D. 333,185 2/1993 Andersen et al. D24/225 X
4,033,723 7/1977 Givner et al. 436/810 X
4,963,325 10/1990 Lennon et al. 435/810 X
5,160,701 11/1992 Brown, III et al. 435/970 X


Primary Examiner—A. Hugo Word
Assistant Examiner—I. Simmons
Attorney, Agent, or Firm—Louis A. Morris

[57] **CLAIM**

The ornamental design for a pregnancy testing stick, as shown and described.

DESCRIPTION

FIG. 1 is a top, front and left side perspective view of a pregnancy testing stick with the cap in place showing my new design;
FIG. 2 is a front view thereof;
FIG. 3 is a top plan view thereof;
FIG. 4 is a right side view thereof;
FIG. 5 is a rear view thereof;
FIG. 6 is a bottom plan view thereof;
FIG. 7 is a top, front and left side perspective view thereof with the cap removed;
FIG. 8 is the front view thereof with the cap removed;
FIG. 9 is the top plan view thereof with the cap removed;
FIG. 10 is the right side view thereof with the cap removed;
FIG. 11 is the rear view thereof with the cap removed;
FIG. 12 is the bottom plan view thereof with the cap removed;
FIG. 13 is the front view of the cap; and,
FIG. 14 is the rear view of the cap.



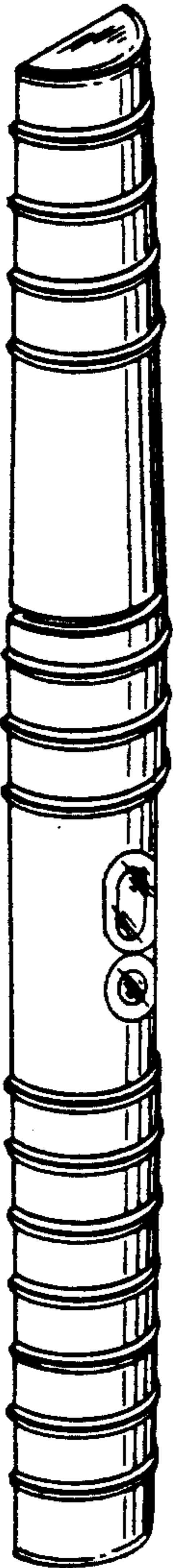


FIG. 1




FIG. 2



FIG. 4



FIG. 5



FIG. 3



FIG. 6

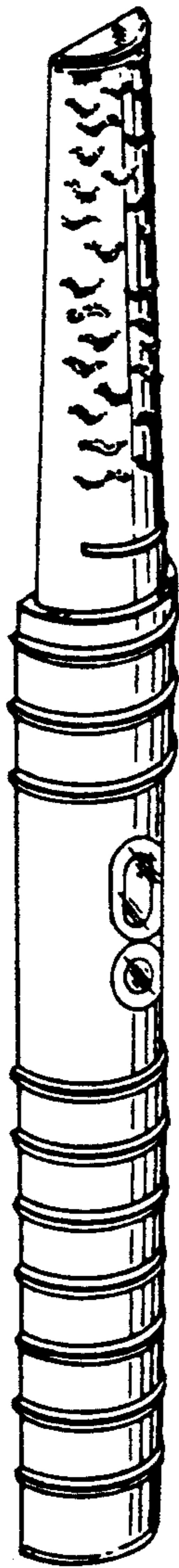


FIG. 7




FIG. 8



FIG. 10



FIG. 11



FIG. 9



FIG. 12




FIG. 13



FIG. 14