



US00D348504S

United States Patent [19]

[11] Patent Number: **Des. 348,504**

Dahmen

[45] Date of Patent: **** Jul. 5, 1994**

[54] **FISHING ROD HOLDER**

[76] Inventor: **W. Helmut Dahmen, 3704 Republic Ave., Racine, Wis. 53405**

[**] Term: **14 Years**

[21] Appl. No.: **700,917**

[22] Filed: **May 16, 1991**

2,734,708	2/1956	Cohn	248/517
2,869,814	1/1959	Hurlimann	248/538
3,006,588	10/1961	Lemi	248/515 X
3,570,793	3/1971	Shackel	248/540 X
4,093,171	6/1978	Mengo, Sr.	248/515
4,463,511	8/1984	Copfer	43/21.2

Primary Examiner—A. Hugo Word
Assistant Examiner—Doris V. Coles
Attorney, Agent, or Firm—S. Michael Bender

Related U.S. Application Data

[63] Continuation-in-part of Ser. No. 268,523, Nov. 8, 1988, abandoned.

[52] U.S. Cl. **D22/147**

[58] Field of Search 43/17, 21.2; 248/538, 248/514, 517, 540, 515; D22/147

References Cited

U.S. PATENT DOCUMENTS

D. 201,694	7/1965	Spindler	D22/147 X
D. 230,356	2/1974	Nelson	D22/147

[57] CLAIM

The ornamental design for a fishing rod holder, as shown and described.

DESCRIPTION

FIG. 1 is a front elevational view of the fishing rod holder showing my new design; FIG. 2 is a rear elevational view thereof; FIG. 3 is a left side elevational view thereof; FIG. 4 is a right side elevational view thereof; FIG. 5 is a top plan view thereof; and, FIG. 6 is a bottom plan view thereof.

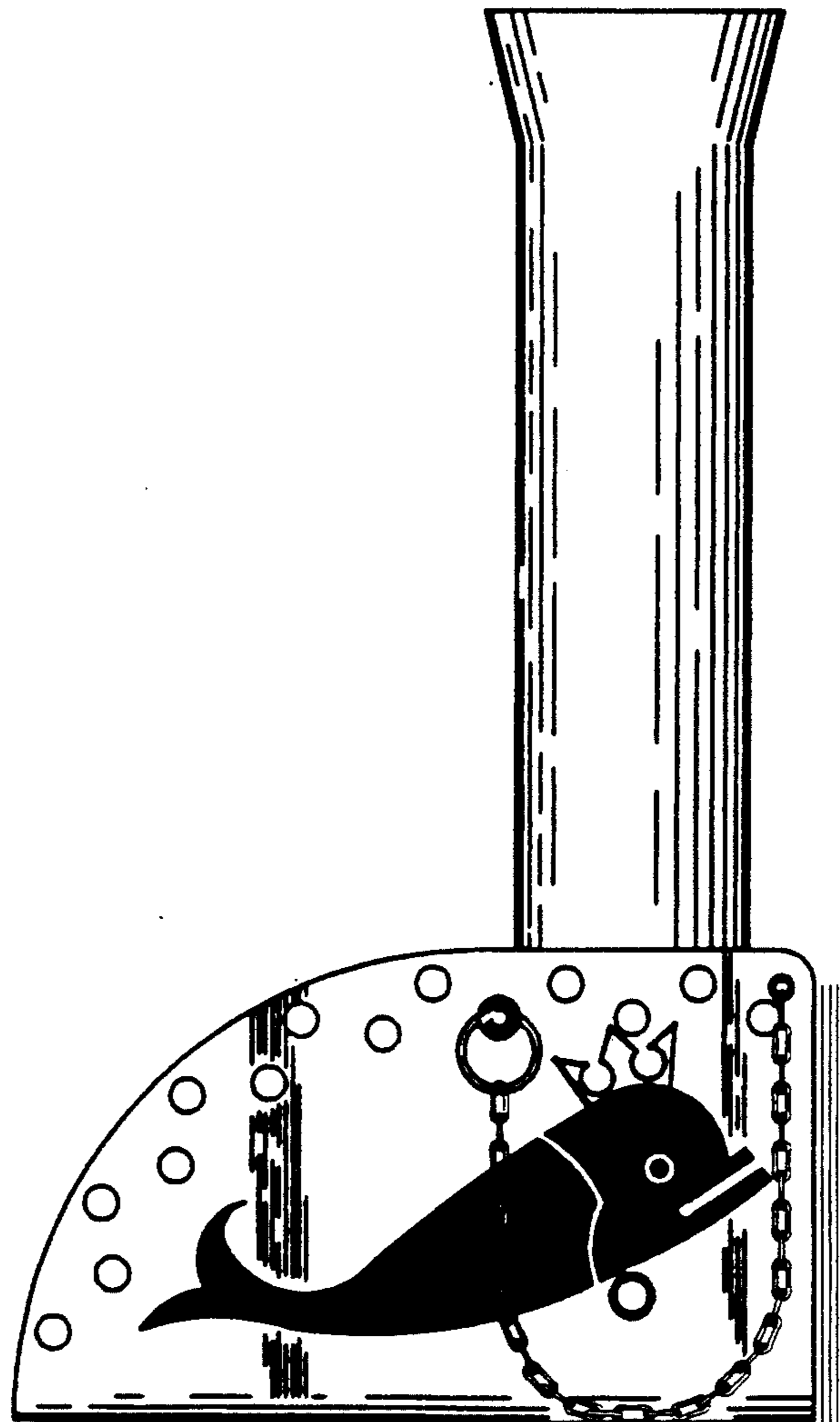


FIG. 1

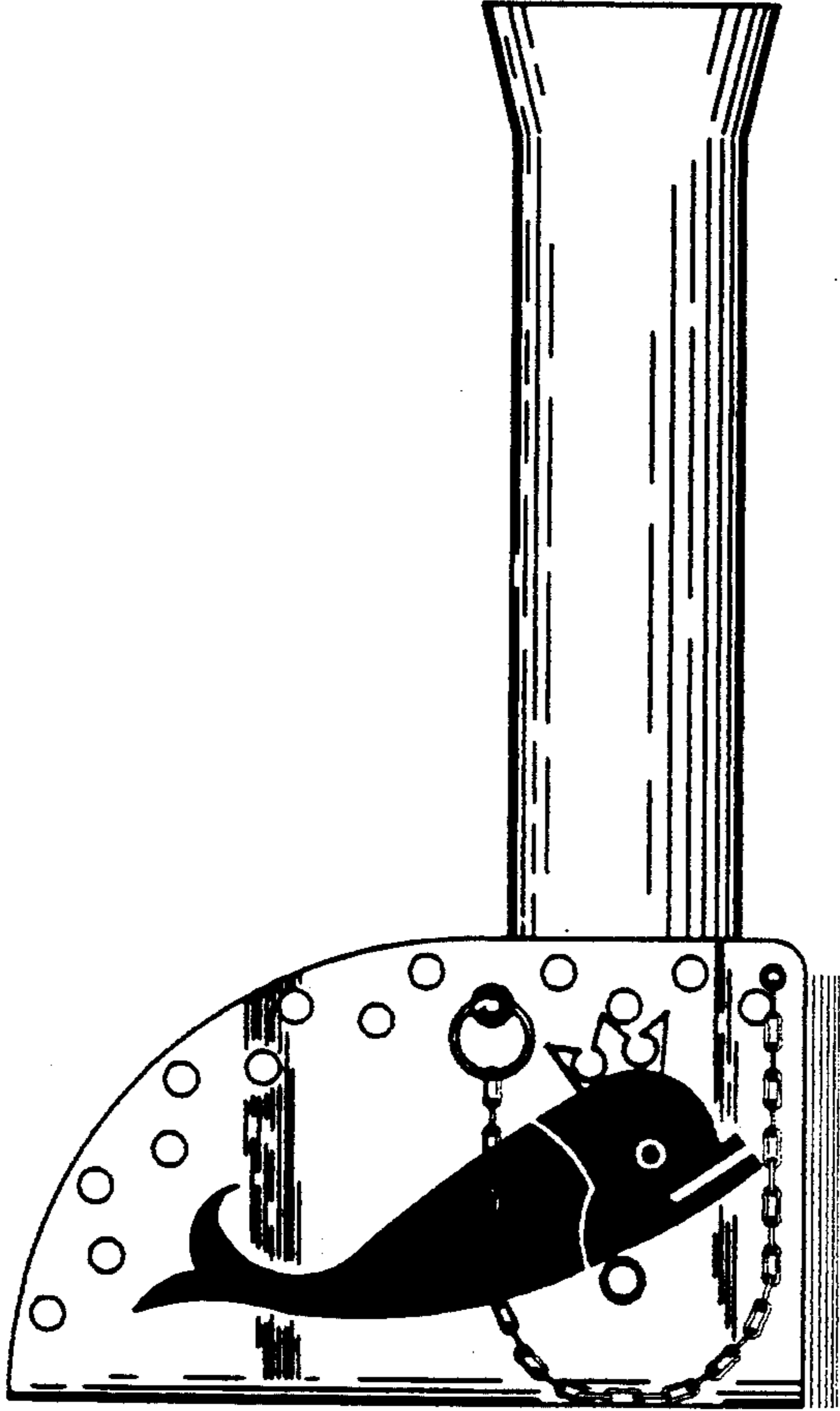


FIG. 2

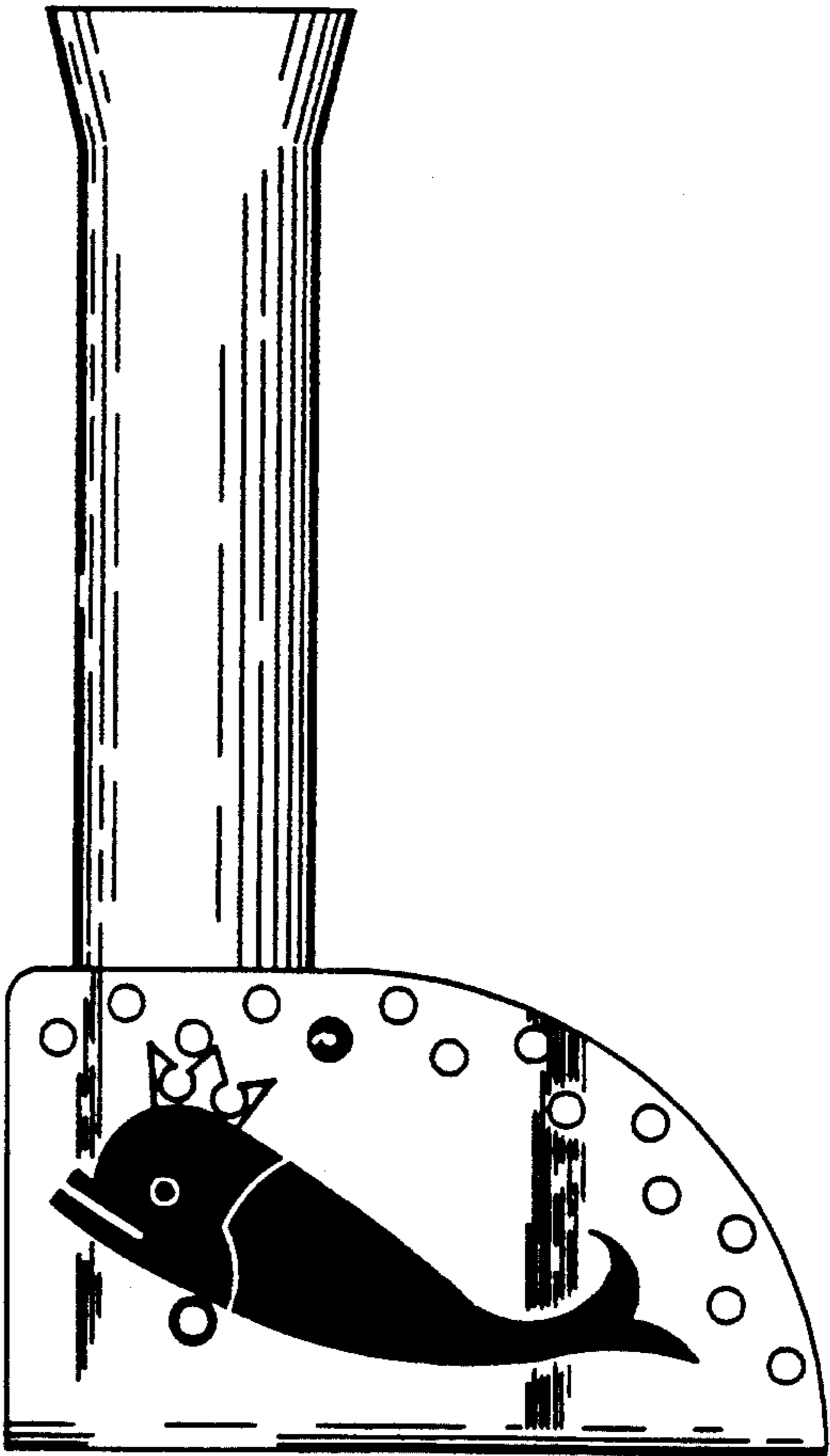


FIG. 3




FIG. 4




FIG. 5

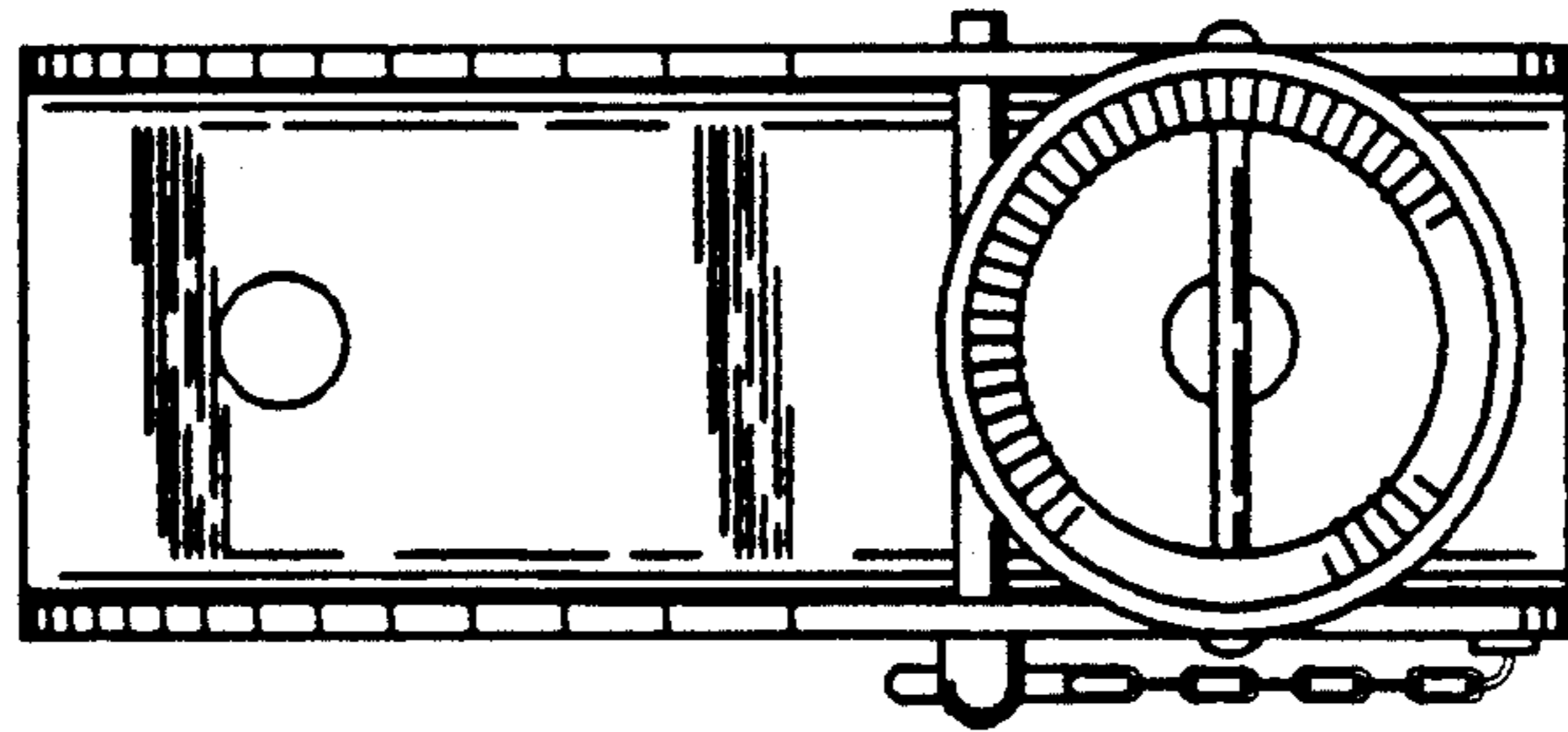


FIG. 6

