



US00D348484S

United States Patent [19]
Blackwell et al.

[11] **Patent Number: Des. 348,484**
[45] **Date of Patent: ** Jul. 5, 1994**

[54] **TAPE DISPENSER**
[75] **Inventors: Elmer Blackwell, Woodbury; Bruce E. Samuelson, Stillwater, both of Minn.**
[73] **Assignee: Minnesota Mining and Manufacturing, St. Paul, Minn.**
[**] **Term: 14 Years**
[21] **Appl. No.: 923,164**
[22] **Filed: Jul. 30, 1992**

2,528,602 11/1950 Magit .
2,592,255 4/1952 Drees .
3,381,853 5/1968 Ferris et al. .
4,324,345 4/1982 Martinez 221/41
4,416,392 11/1983 Smith 221/45
4,562,938 1/1986 Loder 221/46
4,586,629 5/1986 Loder 221/46
4,586,631 5/1986 Loder 221/58
4,650,706 3/1987 Emmel 428/40
4,653,666 3/1987 Mertens 221/45
4,674,634 6/1987 Wilson 206/554
4,742,913 5/1988 Emmel et al. 206/460
4,770,320 9/1988 Miles et al. 221/33
4,781,306 11/1988 Smith 221/33
4,907,825 3/1990 Miles et al. 281/51
4,928,864 5/1990 Walker et al. 224/162
4,993,590 2/1991 Windorski 221/46
5,086,946 2/1992 Blackwell et al. 221/45
5,158,205 10/1992 Bodziak et al. 221/51
5,165,570 11/1992 Windorski et al. 221/46

Related U.S. Application Data

[63] Continuation-in-part of Ser. No. 788,230, Nov. 5, 1991, which is a continuation of Ser. No. 625,311, Dec. 10, 1990, Pat. No. 5,086,946.
[52] **U.S. Cl. D19/69; D19/86; D6/518**
[58] **Field of Search D6/515, 518; 225/6, 225/19, 24, 35, 45, 34, 56, 65, 77, 89; 156/527, 510; 221/35, 36, 45, 46, 56, 58, 59, 63; D19/65, 67-69, 75, 78, 86, 92, 95, 99, 100**

FOREIGN PATENT DOCUMENTS

0159164 10/1985 European Pat. Off. .
0399830 11/1990 European Pat. Off. .
8516468 6/1985 Fed. Rep. of Germany .

[56] **References Cited**

U.S. PATENT DOCUMENTS

D. 115,098 6/1939 Broeren D6/518
D. 116,599 9/1939 Reinecke .
D. 120,743 5/1940 Petzold D19/89
D. 125,560 3/1941 Cheney D19/69
D. 297,217 4/1984 Abbott .
D. 306,462 3/1990 Miles et al. D19/86
D. 312,368 11/1990 Andriash D6/518
D. 322,632 12/1991 Montgomery et al. D19/86
D. 331,073 11/1992 Dotterman et al. D6/518 X
D. 332,284 1/1993 Van Eijben D19/36
D. 332,889 2/1993 Hines D6/515 X
D. 334,212 3/1993 Dotterman et al. D6/518 X
1,878,399 9/1932 Hope .
2,170,147 8/1939 Lane .
2,237,424 4/1941 Hope 221/48
2,464,426 3/1949 Williams .

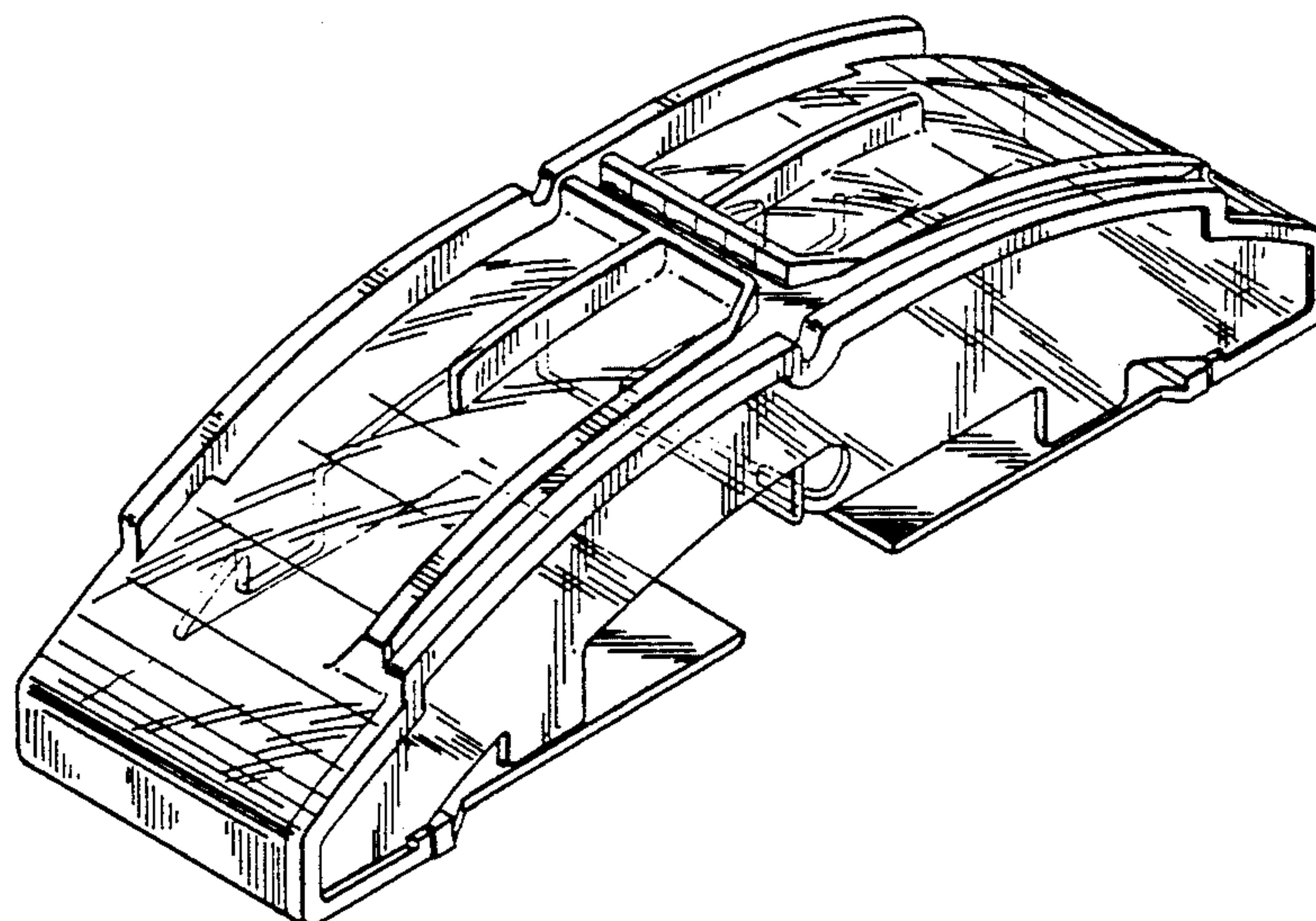
Primary Examiner—Nelson C. Holtje
Assistant Examiner—Martie Thompson
Attorney, Agent, or Firm—Gary L. Griswold; Walter N. Kirn; Jeffrey J. Hohenshell

[57] **CLAIM**

The ornamental design for a tape dispenser, as shown and described.

DESCRIPTION

FIG. 1 is a perspective view of a tape dispenser, showing our new design;
FIG. 2 is a right side elevational view thereof;
FIG. 3 is a left side elevational view thereof;
FIG. 4 is a front elevational view thereof;
FIG. 5 is a rear elevational view thereof;
FIG. 6 is a top plan view thereof; and,
FIG. 7 is a bottom plan view thereof.



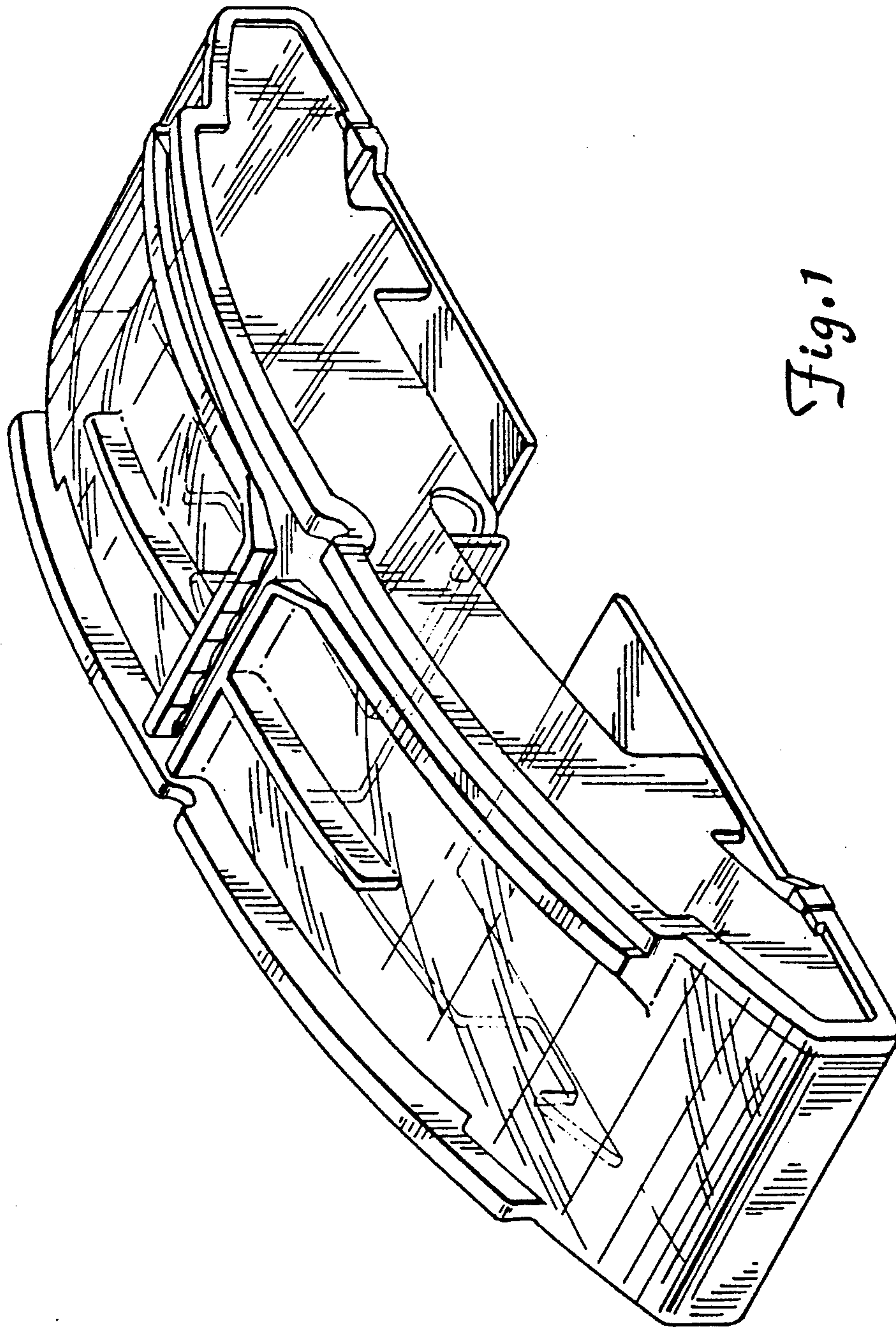


Fig. 1

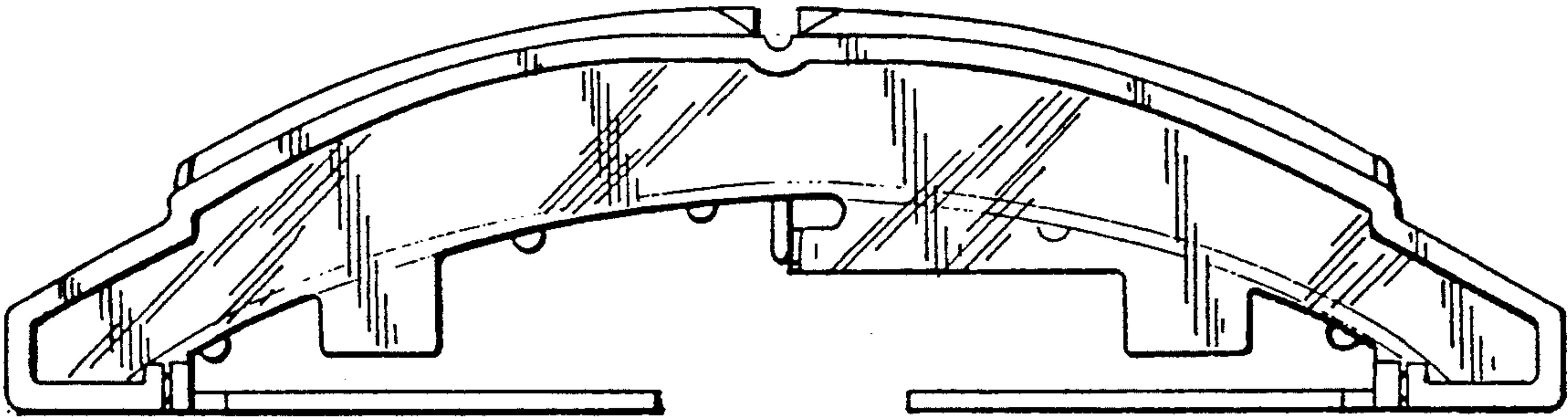


Fig. 2

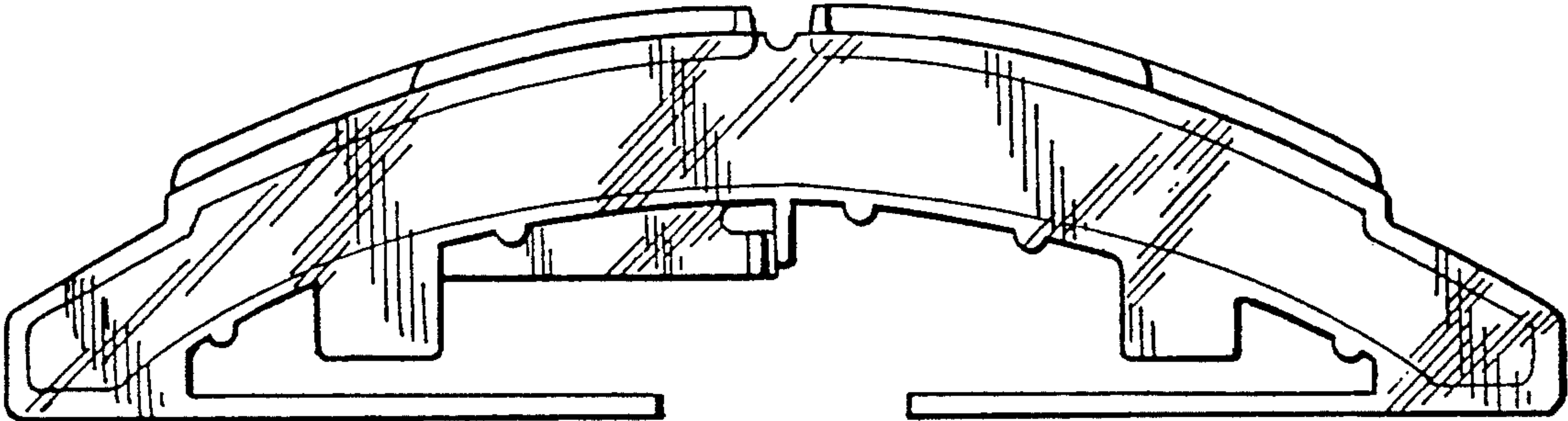


Fig. 3

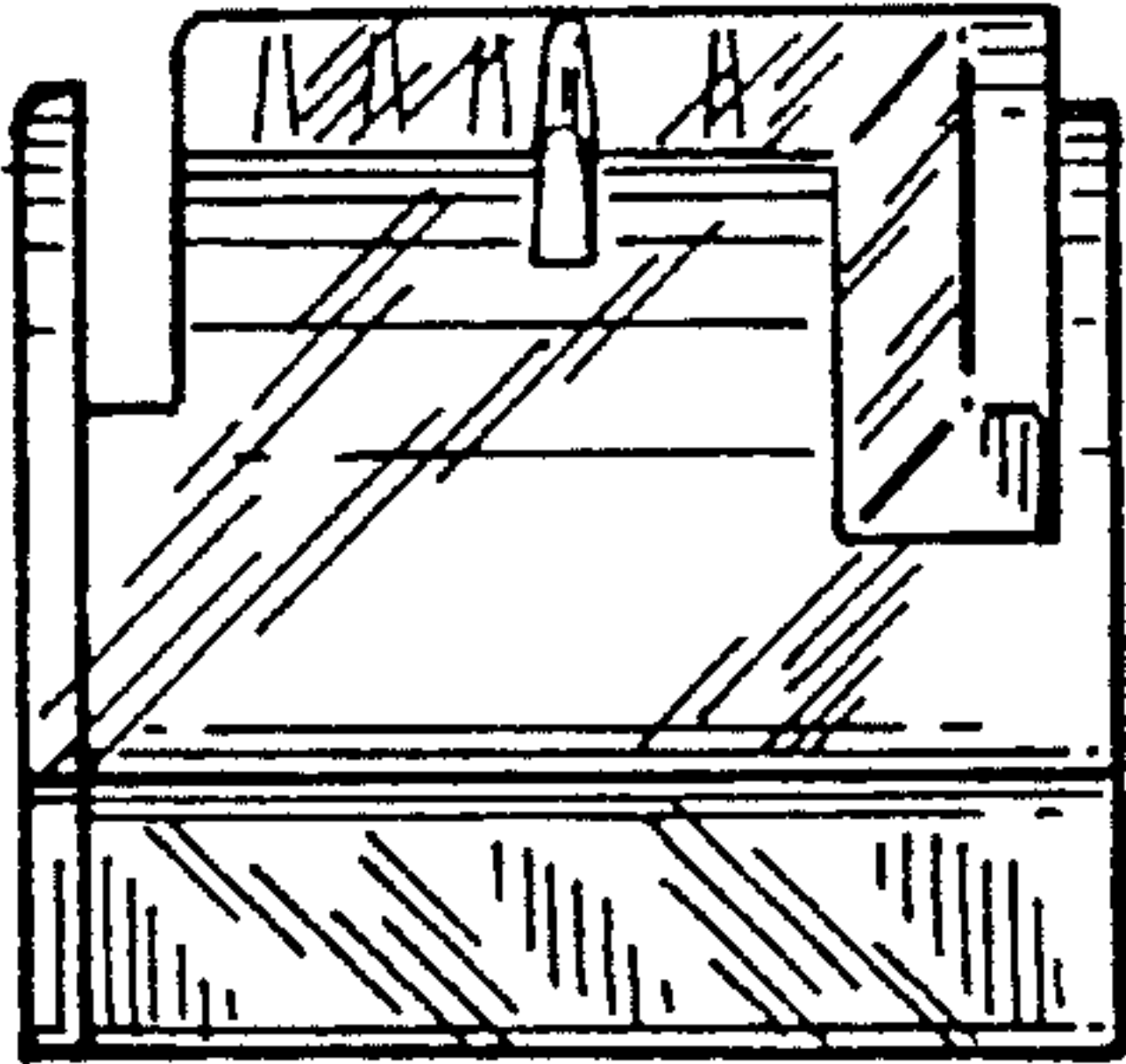


Fig. 4

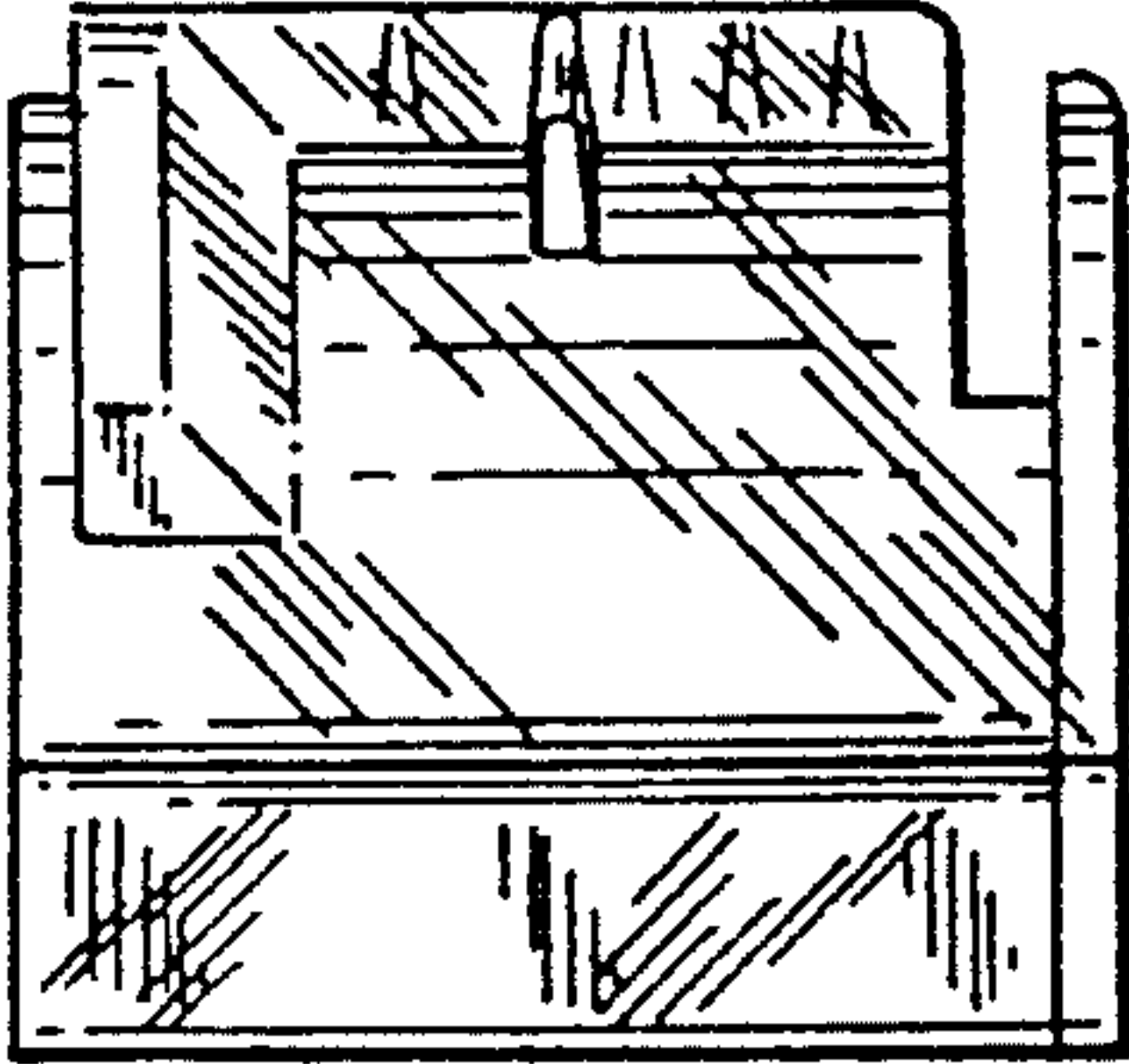


Fig. 5

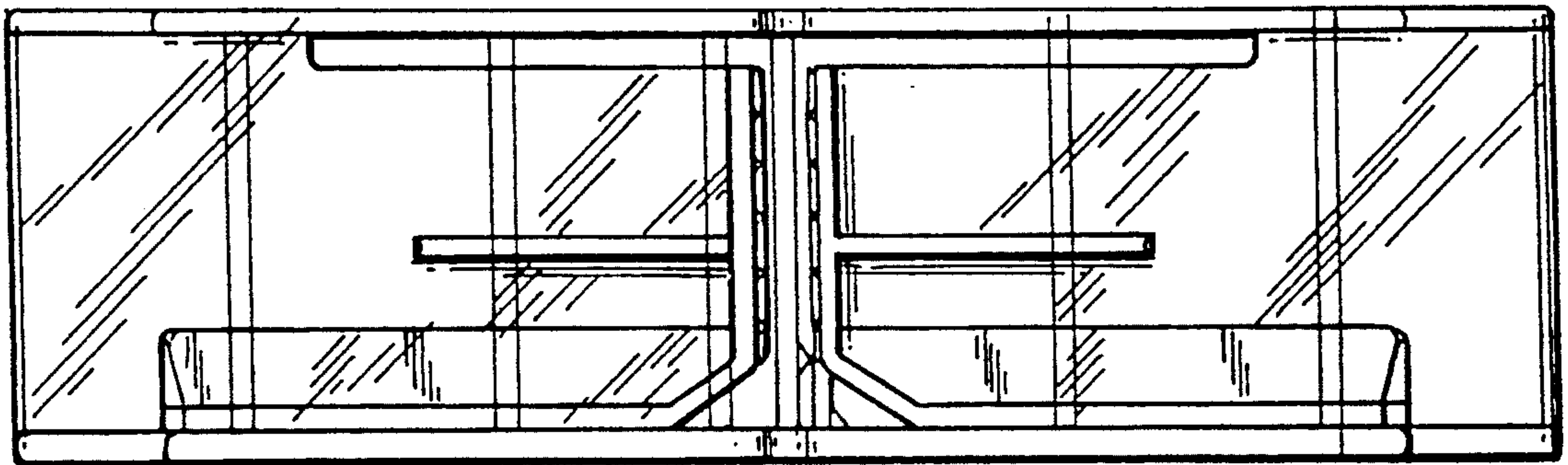


Fig. 6

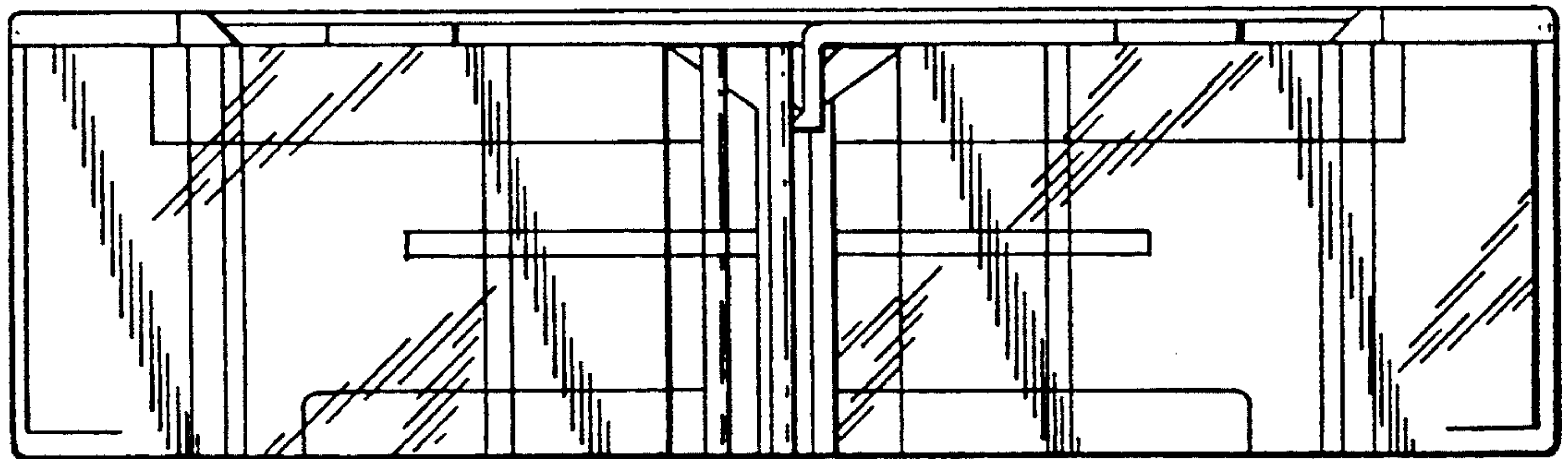


Fig. 7