



US00D348477S

United States Patent [19]
Ujita et al.

[11] **Patent Number: Des. 348,477**
[45] **Date of Patent: ** Jul. 5, 1994**

[54] **INK CARTRIDGE FOR PRINTER**
[75] **Inventors: Toshihiko Ujita, Yamato; Noriaki Miyamoto, Yokohama, both of Japan**
[73] **Assignee: Canon Kabushiki Kaisha, Tokyo, Japan**
[**] **Term: 14 Years**
[21] **Appl. No.: 2,059**
[22] **Filed: Dec. 1, 1992**
[52] **U.S. Cl. D18/56**
[58] **Field of Search 400/471; 346/140 PD, 346/140 R, 75; 101/333-335; D18/56, 40, 43**

D. 331,939 12/1992 Ujita D18/12
D. 332,278 1/1993 Miyamoto D18/43
D. 334,403 3/1993 Kawakami D18/56
D. 338,912 8/1993 Miyamoto D18/56
4,568,954 2/1986 Rosback 346/140 R
4,855,762 8/1989 Suzuki 346/140 R
5,113,206 5/1992 Fukazawa 346/140 R
5,157,421 10/1992 Kitahara 346/140 R

Primary Examiner—Cathy Anne MacCormac
Attorney, Agent, or Firm—Fitzpatrick, Cella, Harper & Scinto

[57] **CLAIM**
The ornamental design for an ink cartridge for printer, as shown and described.

[56] **References Cited**
U.S. PATENT DOCUMENTS
D. 280,913 10/1985 Nibley et al. D18/56
D. 281,333 11/1985 Nibley et al. D18/56
D. 285,312 8/1986 Jennings et al. D18/12
D. 313,812 1/1991 Yomo D18/56
D. 321,900 11/1991 Kumagai D18/56
D. 325,743 4/1992 Kojima et al. D18/56
D. 330,387 10/1992 Kawakami D18/56

DESCRIPTION
FIG. 1 is a front elevational view of an ink cartridge for printer showing our new design;
FIG. 2 is a rear elevational view thereof;
FIG. 3 is a top plan view thereof;
FIG. 4 is a bottom plan view thereof;
FIG. 5 is a left side elevational view thereof;
FIG. 6 is a right side elevational view thereof; and,
FIG. 7 is a perspective view thereof.

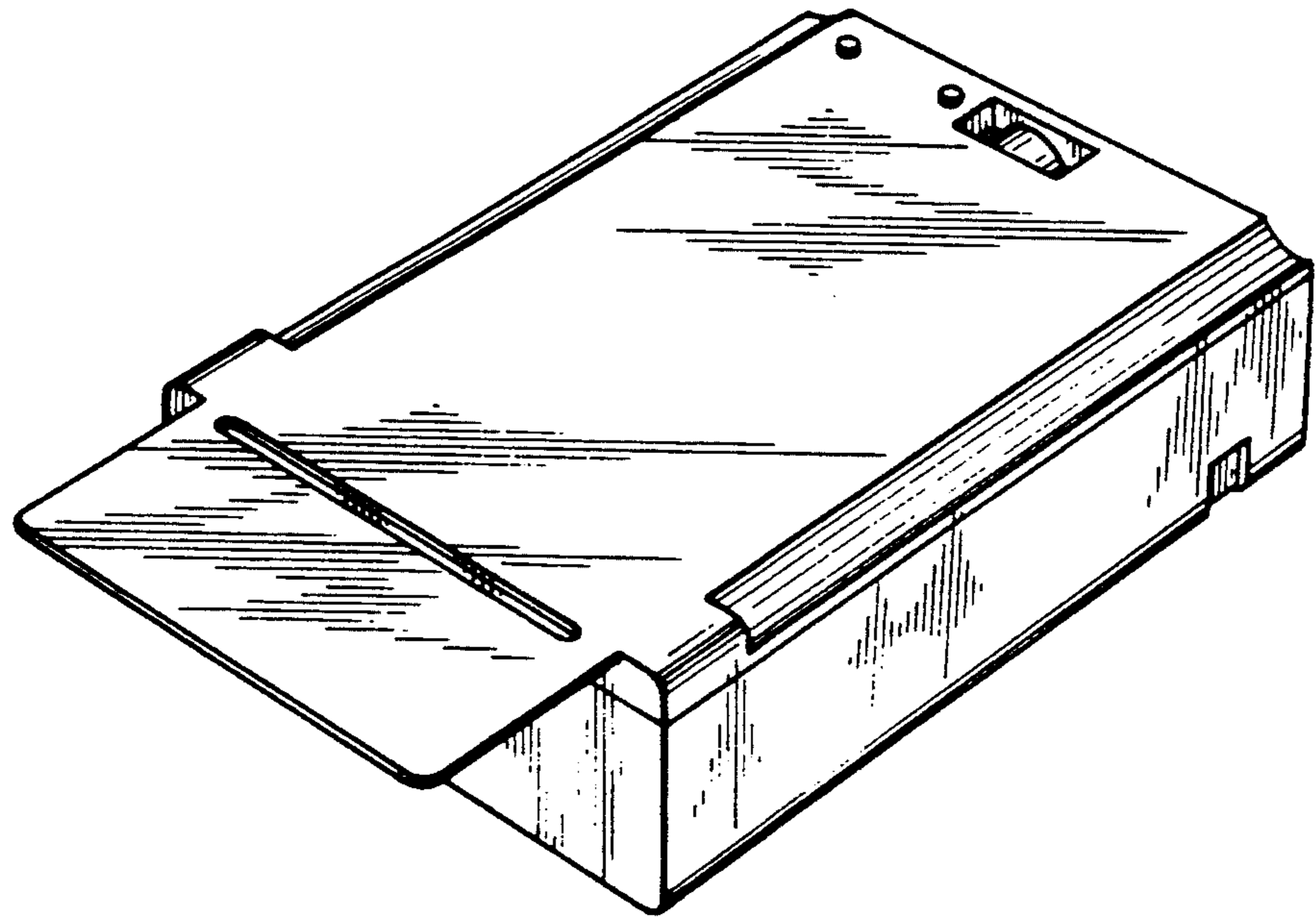


FIG. 1

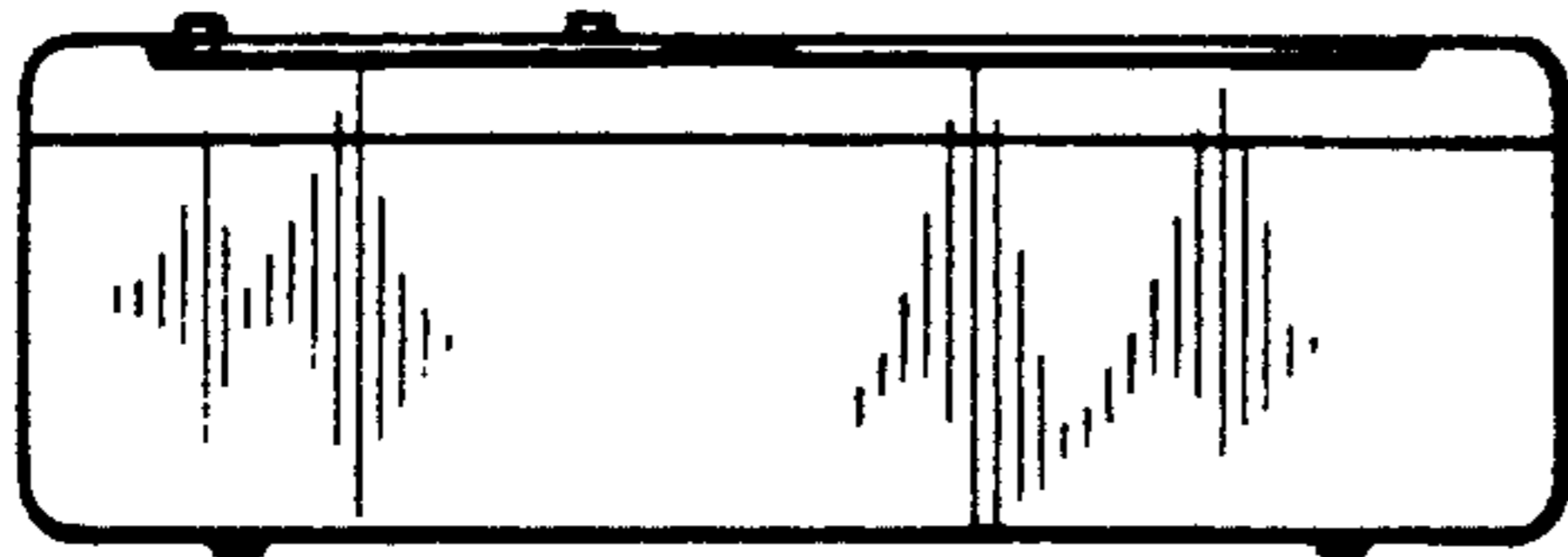


FIG. 2

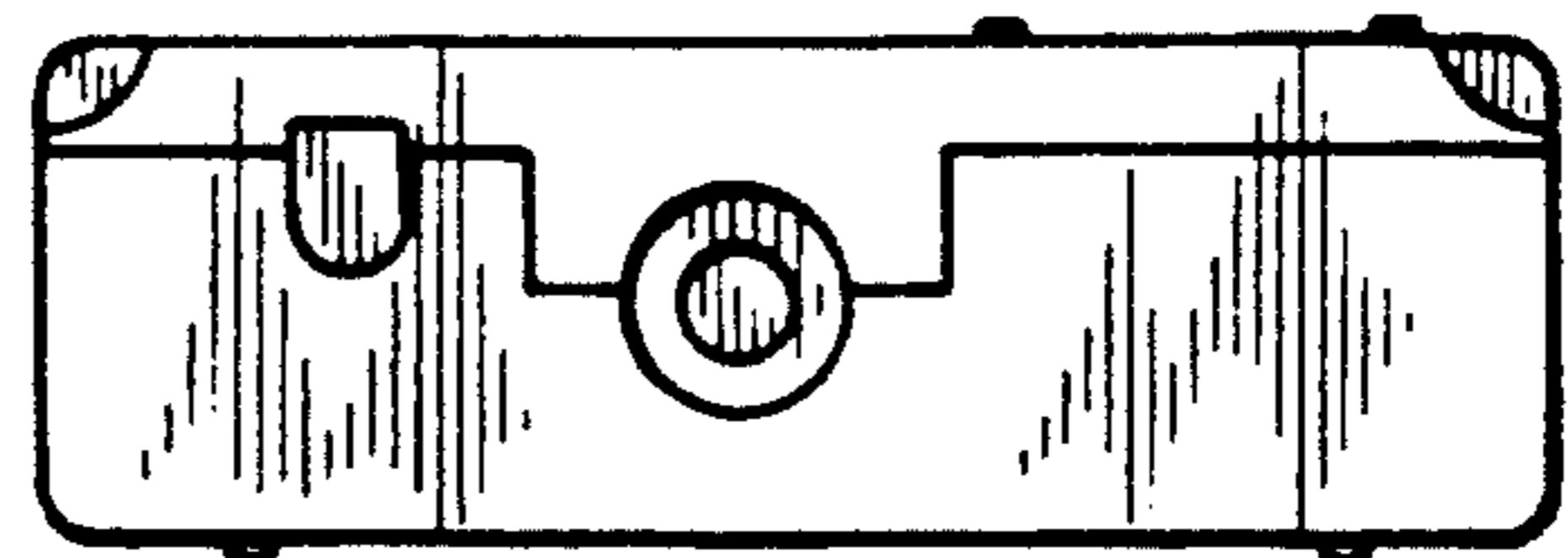


FIG. 3




FIG. 4

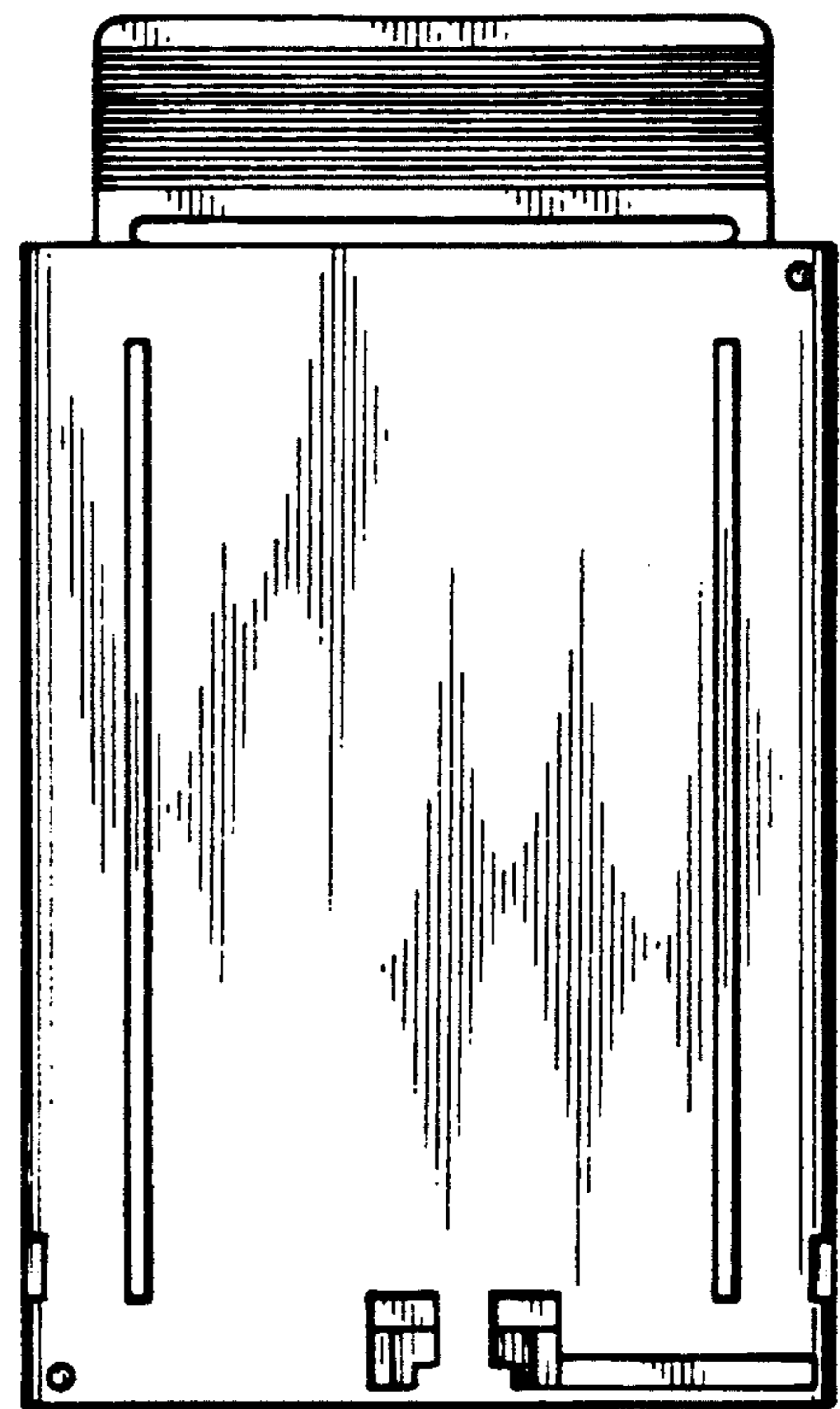


FIG. 5

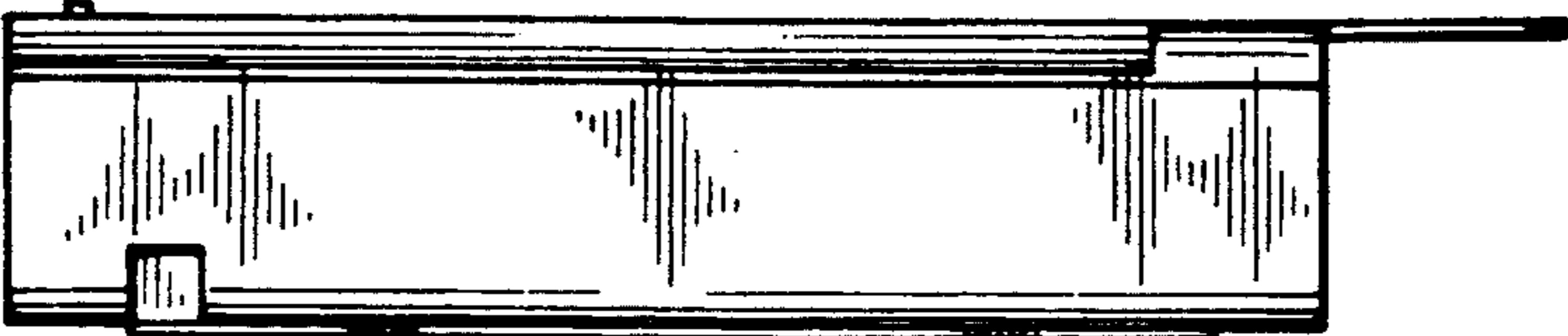


FIG. 6

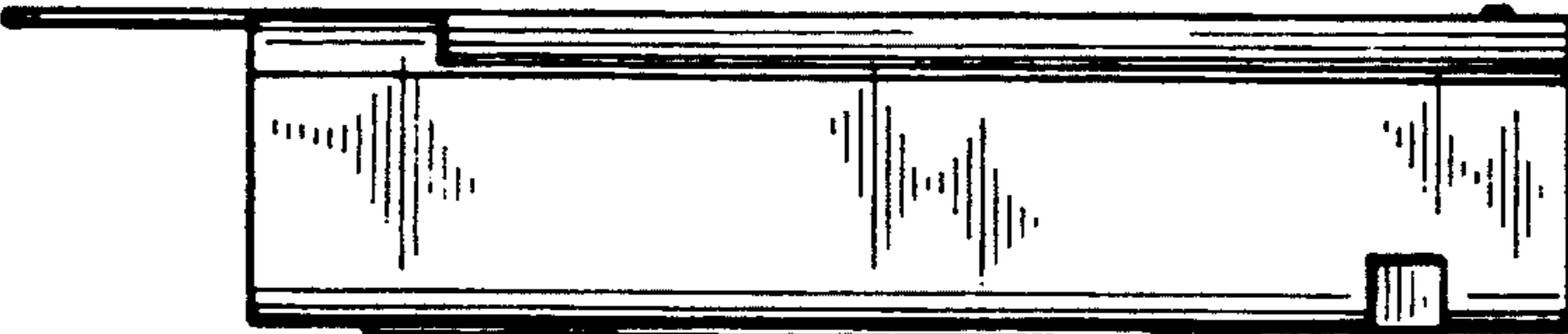


FIG. 7

