



US00D348475S

# United States Patent [19]

[11] Patent Number: **Des. 348,475**

**Kahari**

[45] Date of Patent: **\*\* Jul. 5, 1994**

[54] **NECKLACE EYEGGLASS HOLDER**

[76] Inventor: **Brenda M. W. Kahari**, 10 Wavell Rd., Highlands, Harare, Zimbabwe, Zimbabwe

[\*\*] Term: **14 Years**

[21] Appl. No.: **844,429**

[22] Filed: **Mar. 3, 1992**

[52] U.S. Cl. .... **D3/265; D3/226**

[58] Field of Search ..... **D3/34; 248/902; 206/5; D16/123, 129**

[56] **References Cited**

**U.S. PATENT DOCUMENTS**

D. 141,465	6/1945	Benner	.....	D3/34
D. 159,080	6/1950	Krieger	.....	D3/34
D. 264,976	6/1982	Greene	.....	D16/129
D. 265,946	8/1982	Lerner	.....	D3/34
D. 308,440	6/1990	Chang	.....	D3/34
4,267,923	5/1981	Baratelli	.....	206/5

**OTHER PUBLICATIONS**

Optician Aug. 19, 1988 p. 24 #1.

*Primary Examiner*—Bernard Ansher  
*Assistant Examiner*—R. Barkai  
*Attorney, Agent, or Firm*—Jerome J. Norris

[57] **CLAIM**

The ornamental design for a necklace eyeglass holder, as shown and described.

**DESCRIPTION**

FIG. 1 is a front view of a necklace eyeglass holder in the closed position showing my new design;  
 FIG. 2 is a front view of a necklace eyeglass holder in the open position showing my new design;  
 FIG. 3 is a rear view of FIG. 1;  
 FIG. 4 is a rear view of FIG. 2;  
 FIG. 5 is a right side view of FIG. 1;  
 FIG. 6 is a left side view of FIG. 1;  
 FIG. 7 is a right side view of FIG. 2, the opposite side being a mirror image;  
 FIG. 8 is a top view of FIG. 1;  
 FIG. 9 is a bottom plan view of FIG. 5; and,  
 FIG. 10 is a top view of FIG. 7.

The broken line showing of the glasses in FIGS. 2, 7, and 10 are for illustrative purposes only and form no part of the claimed design.




FIG. 1




FIG. 2




FIG. 3




FIG. 4

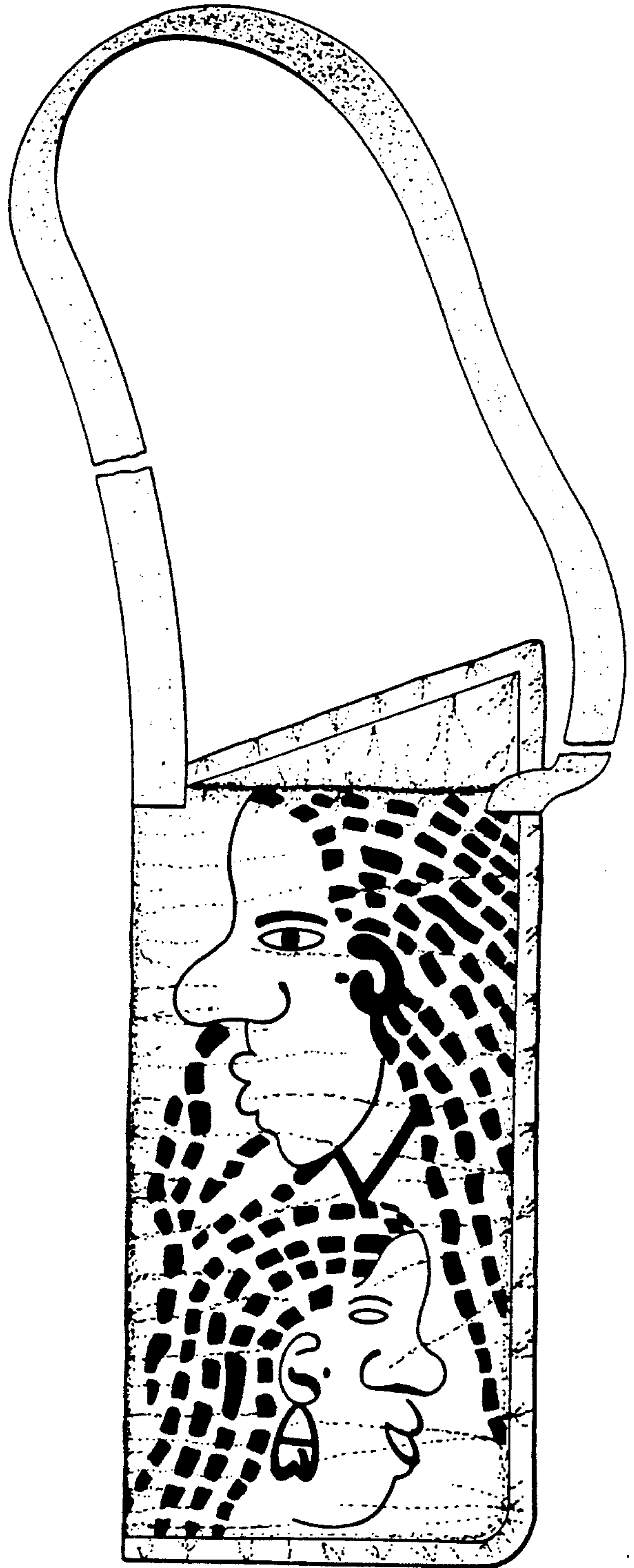




FIG. 5

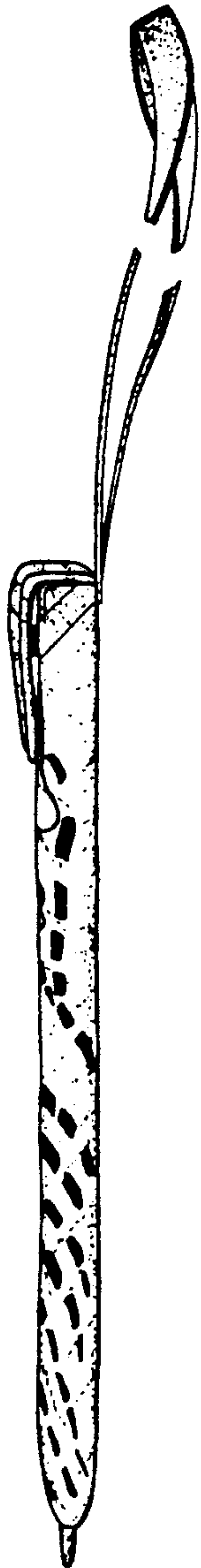


FIG. 6



FIG. 7

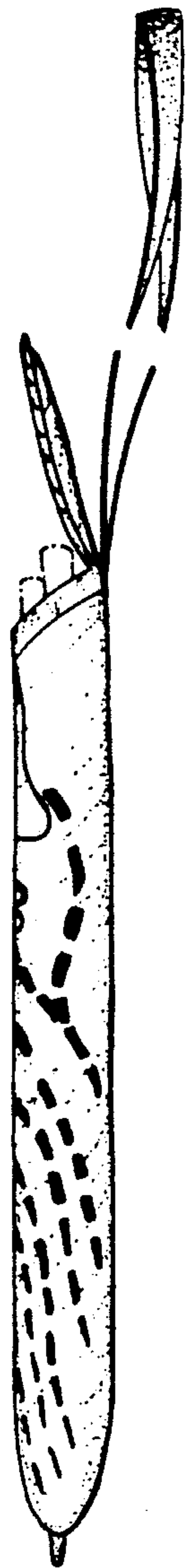


FIG. 8

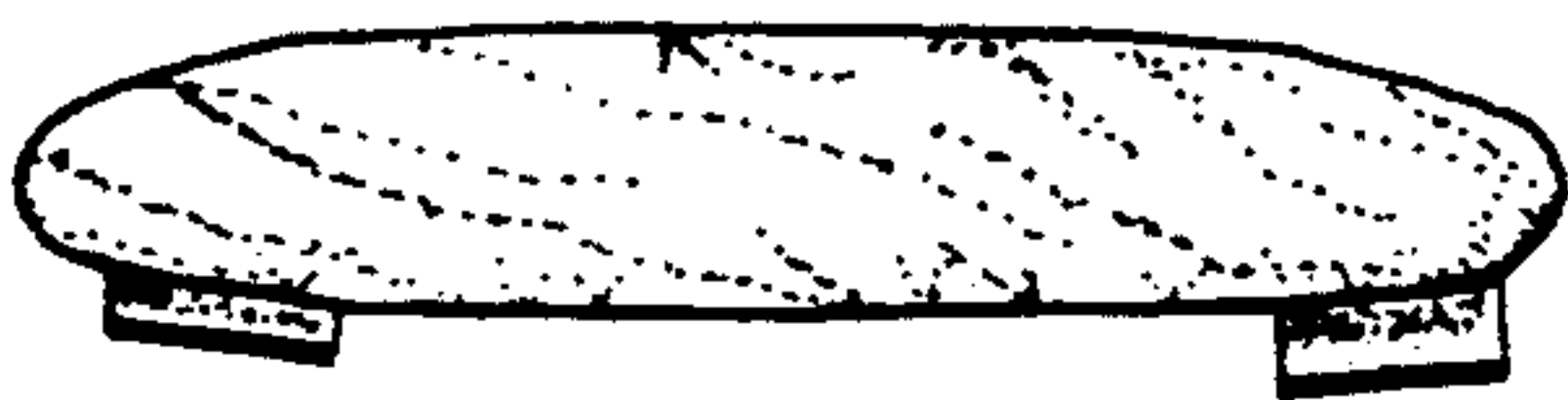


FIG. 9

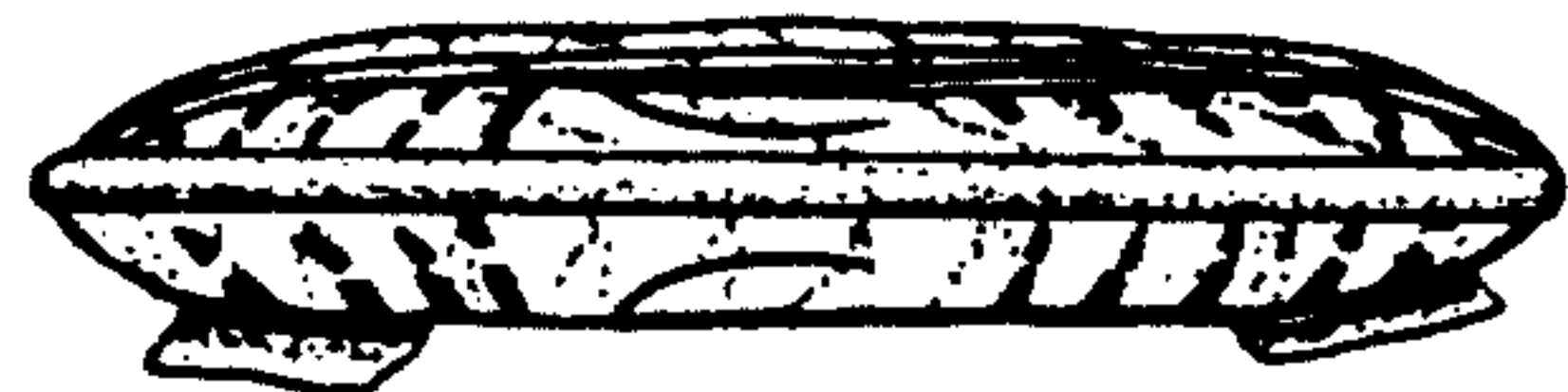


FIG. 10

