



US00D348473S

United States Patent [19]

[11] Patent Number: **Des. 348,473**

Griffin, Sr.

[45] Date of Patent: **** Jul. 5, 1994**

[54] **NOVELTY ICE MAKING MOLD**

[76] Inventor: **Martin C. Griffin, Sr.**, 375 Media Luna Borders #1802, Brownsville, Tex. 78520

4,417,716 11/1983 Penna .
4,432,529 2/1984 McMillan .
4,813,646 3/1989 Fujio 249/127
4,883,251 11/1989 Manas .

[**] Term: **14 Years**

Primary Examiner—Bernard Ansher
Assistant Examiner—Sandra Morris
Attorney, Agent, or Firm—Terry M. Gernstein

[21] Appl. No.: **932,048**

[57] **CLAIM**

[22] Filed: **Aug. 20, 1992**

The ornamental design for a novelty ice making mold, as shown and described.

[52] U.S. Cl. **D15/90**

[58] Field of Search D7/43; 62/459, 463; 249/52, 118, 121, 126-127, 129-130; D15/89.90

DESCRIPTION

[56] **References Cited**

U.S. PATENT DOCUMENTS

D. 249,269	9/1978	Pitts	D15/90
D. 292,802	11/1987	Fails	D15/90
850,811	4/1907	Bailey	249/52
2,505,947	5/1950	Brocke	249/127
3,727,875	4/1973	Downing	249/121
4,147,324	4/1979	Walter	249/121
4,148,457	4/1979	Gurbin	429/130

FIG. 1 is a perspective view of the novelty ice making mold showing my new design in the partially open configuration;

FIG. 2 is a top plan view thereof;


FIG. 3 is a bottom plan view thereof;

FIG. 4 is a side elevational view thereof, the side opposite being a mirror image of the side shown in FIG. 4;

FIG. 5 is a right end elevational view thereof;

FIG. 6 is a left end elevational view thereof; and,

FIG. 7 is a perspective view thereof in the open condition and showing the inside surface.



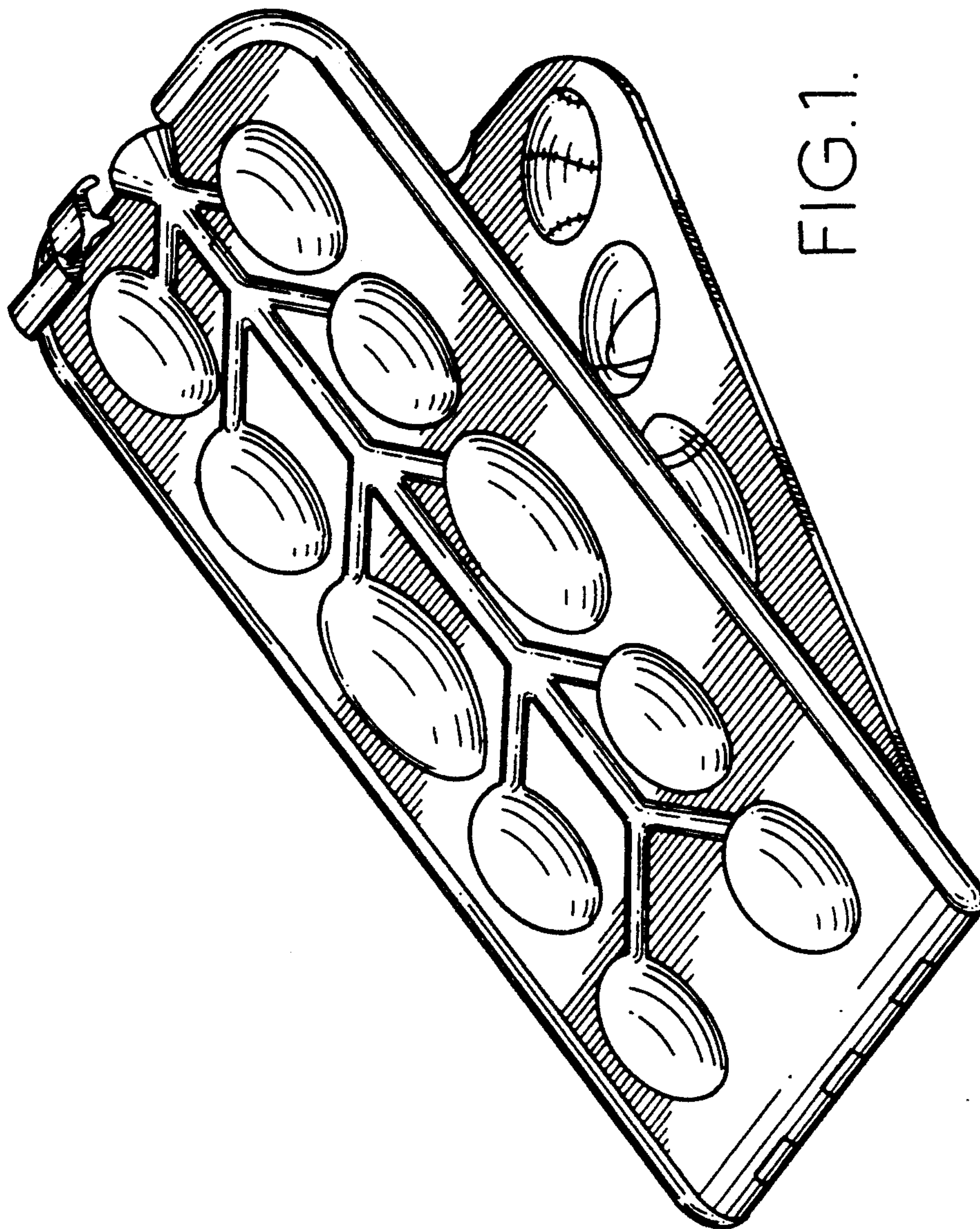


FIG.1.

FIG. 2.


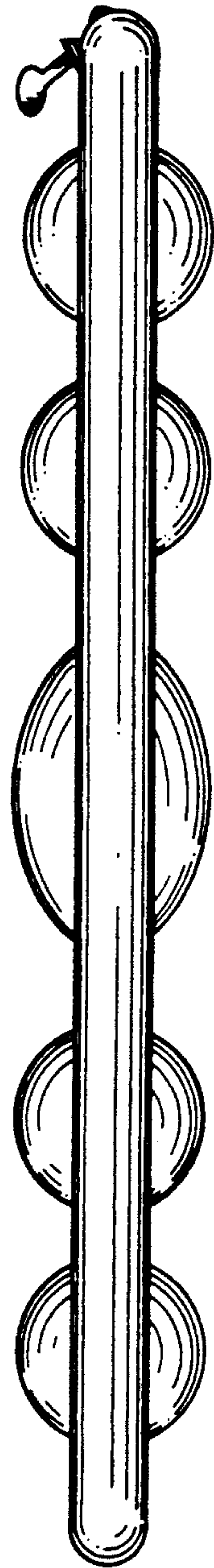


FIG. 4.



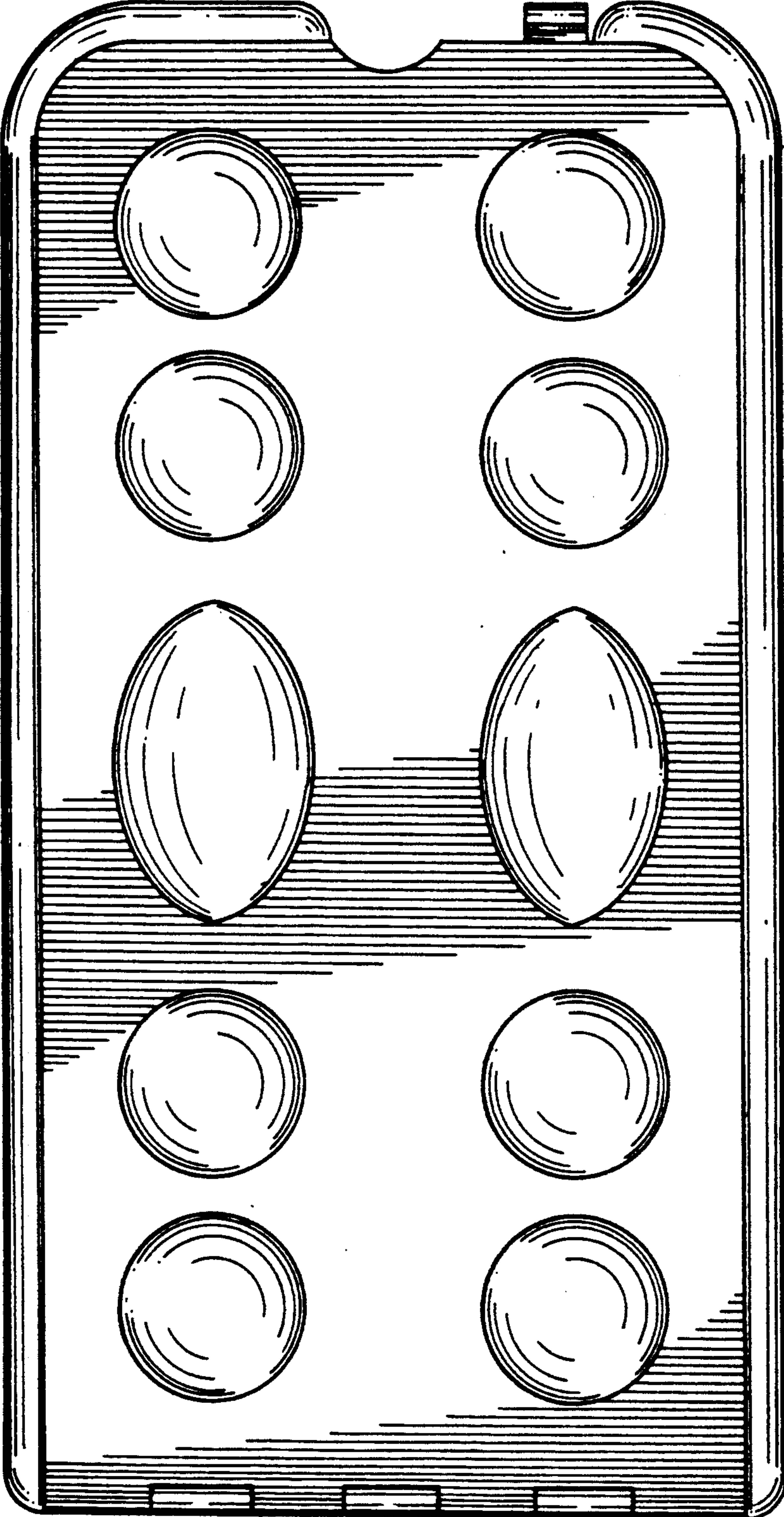


FIG. 3.

FIG. 5.





FIG. 6.



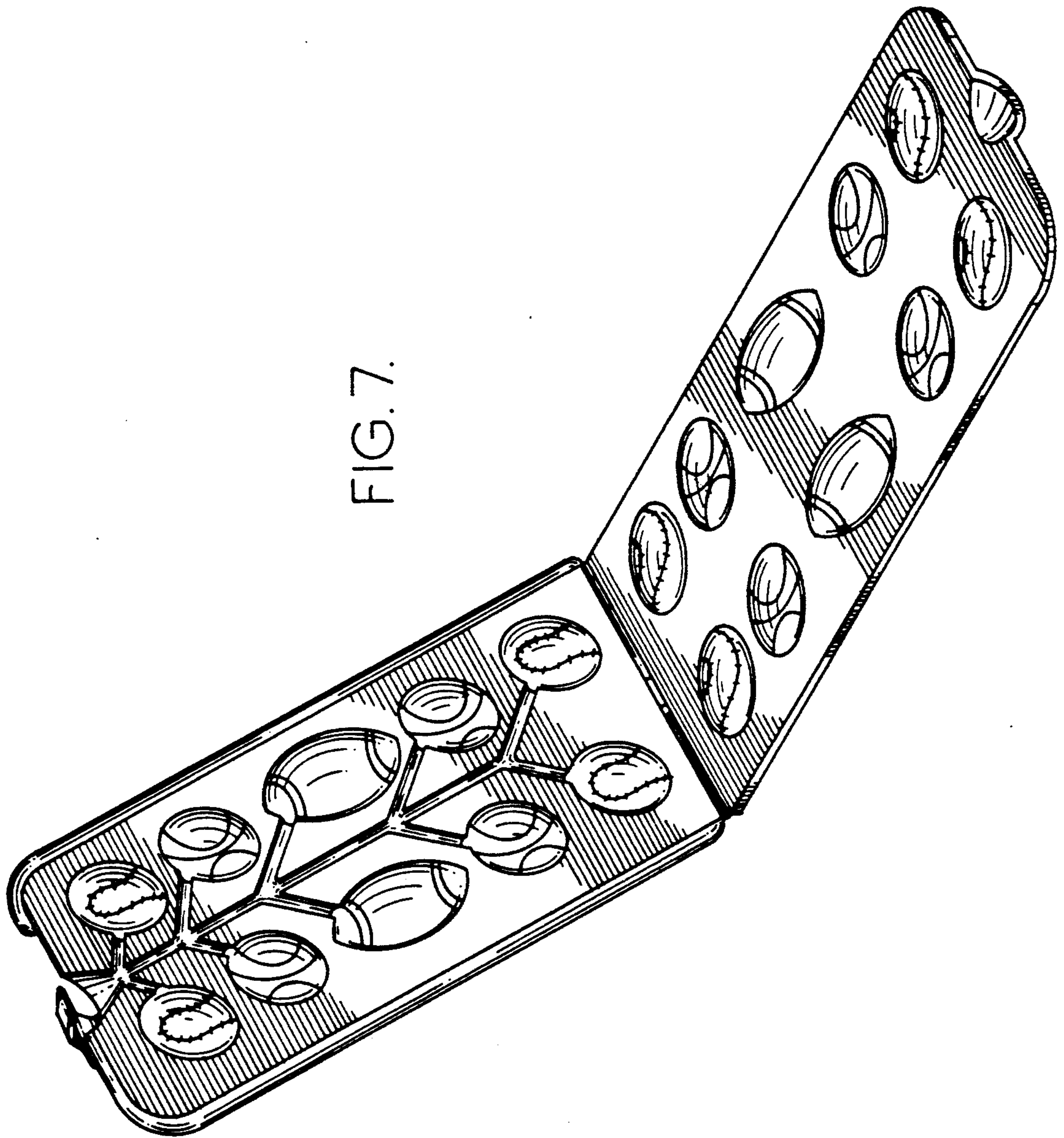


FIG. 7.