



US00D348472S

# United States Patent [19]

[11] Patent Number: **Des. 348,472**

Cyfko

[45] Date of Patent: **\*\* Jul. 5, 1994**

[54] **CELLULAR PHONE GUARD**

[76] Inventor: **Tony J. Cyfko**, 1570 Reeves Gate-Unit 8, Oakville, Ontario, Canada, L6M-3J3

[\*\*] Term: **14 Years**

[21] Appl. No.: **981**

[22] Filed: **Oct. 30, 1992**

[52] U.S. Cl. .... **D14/250**

[58] Field of Search ..... **D3/30.1, 100, 106; 379/58-61, 419, 440, 447, 451; D14/250, 240, 140, 138, 248**

D. 329,542	9/1992	Jayez	.....	D3/106
D. 338,470	8/1993	Clayton	.....	D14/250
4,736,418	4/1988	Steadman	.....	379/451
5,012,513	4/1991	Dave et al.	.....	379/440 X

*Primary Examiner*—Alan P. Douglas  
*Assistant Examiner*—Jeffrey Asch  
*Attorney, Agent, or Firm*—Hugh E. Smith

[57] **CLAIM**

The ornamental design for a cellular phone guard, as shown and described.

**DESCRIPTION**

FIG. 1 is a front elevational view of the cellular phone guard showing my new design;  
FIG. 2 is a rear elevational view thereof;  
FIG. 3 is a left side elevational view thereof;  
FIG. 4 is a right side elevational view thereof;  
FIG. 5 is a top plan view thereof;  
FIG. 6 is a bottom plan view thereof; and,  
FIG. 7 is an isometric view thereof.

[56] **References Cited**

**U.S. PATENT DOCUMENTS**

D. 284,372	6/1986	Carpenter	.....	D14/138 X
D. 302,016	7/1989	Williams, Jr.	.....	D14/250
D. 317,312	6/1991	Trowbridge	.....	D14/250
D. 317,452	6/1991	Haras	.....	D14/250
D. 322,719	12/1991	Jayez	.....	D3/106 X

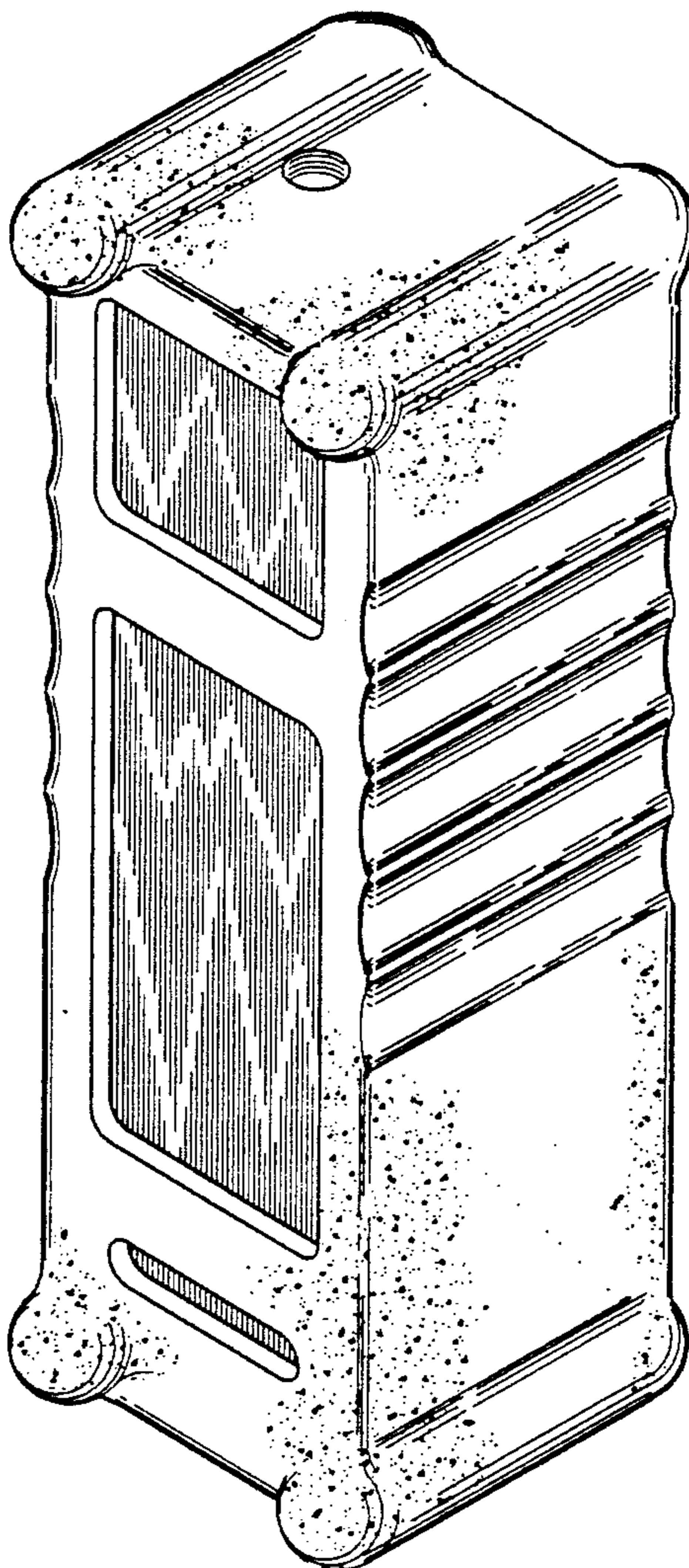


FIG. 1

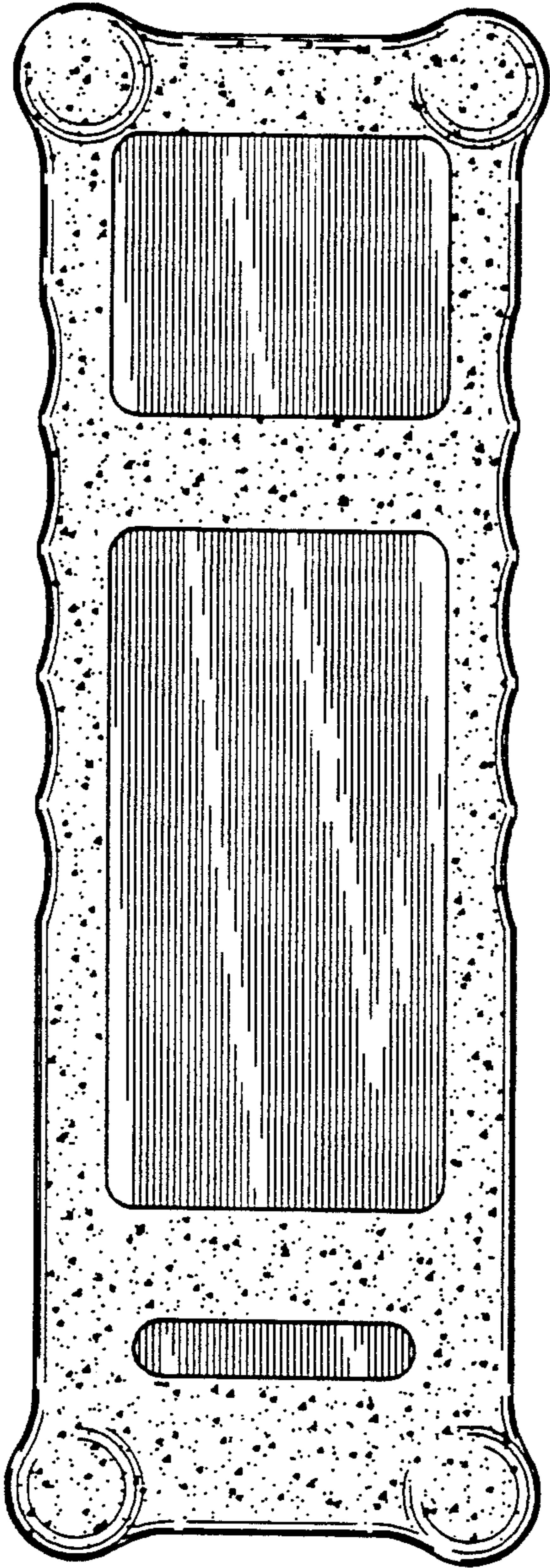


FIG. 2

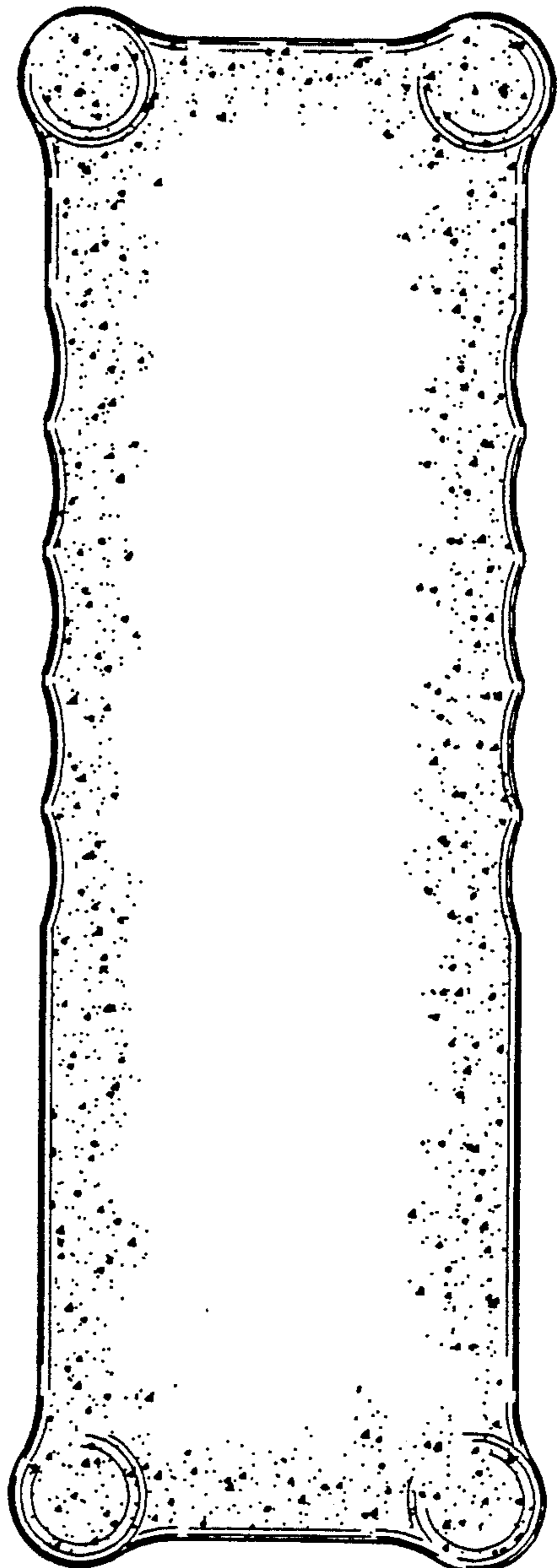


FIG. 3




FIG. 4




FIG. 5

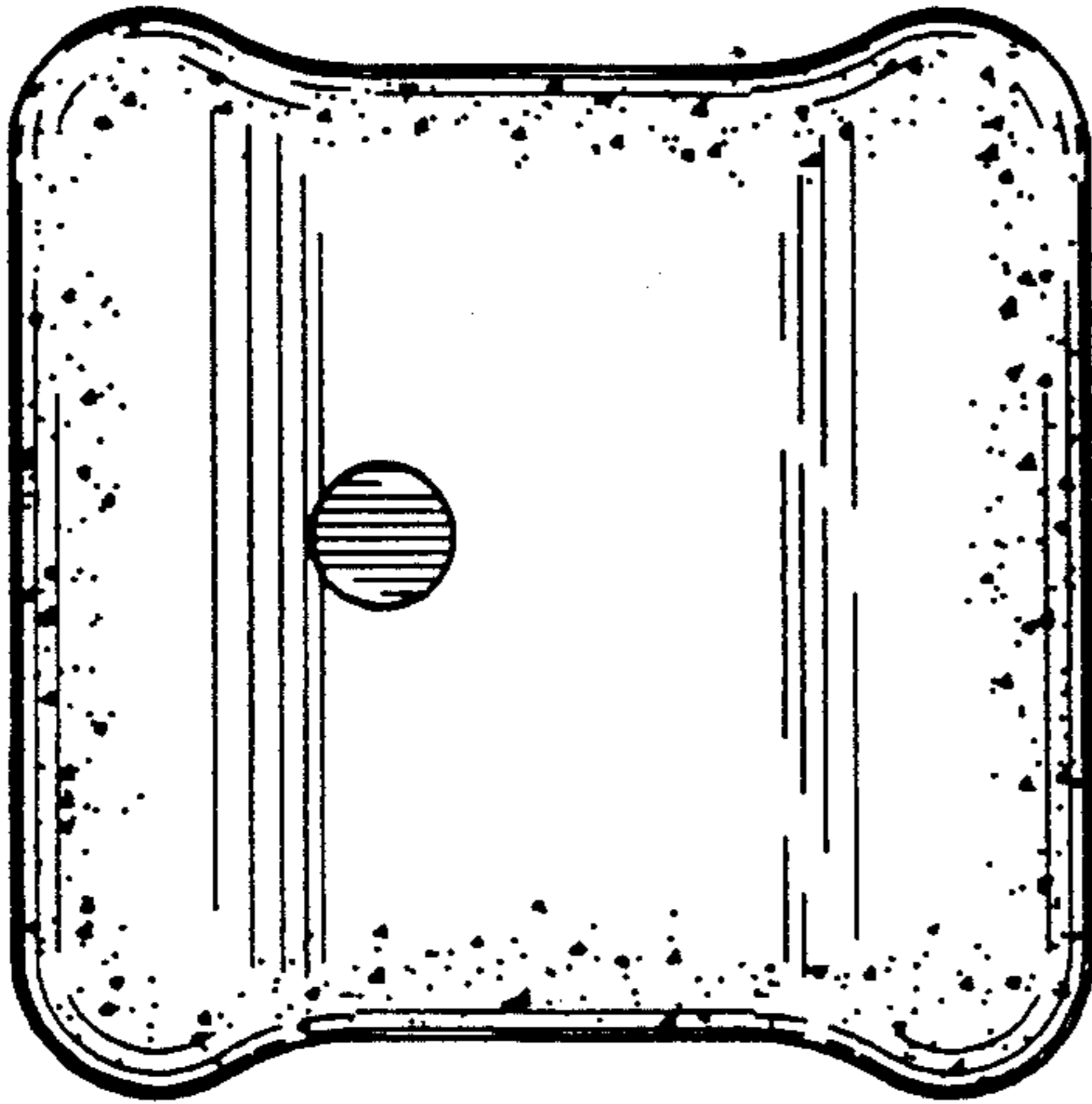


FIG. 6

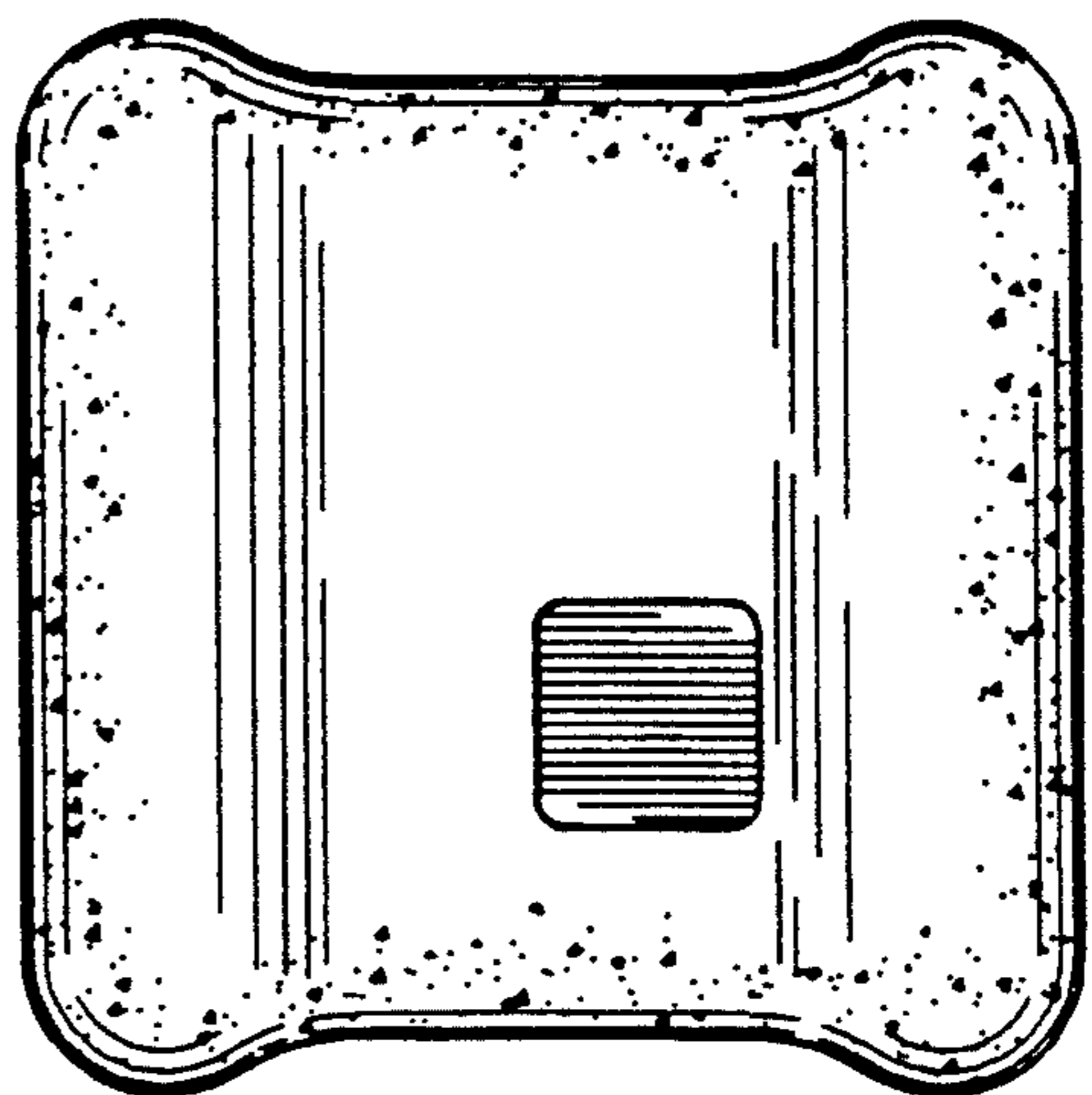


FIG. 7

