



US00D348461S

United States Patent [19]

[11] Patent Number: **Des. 348,461**

Peersmann

[45] Date of Patent: **** Jul. 5, 1994**

[54] RADIO

[75] Inventor: **Richard F. M. Peersmann, ET**
Scheveningen, Netherlands

[73] Assignee: **Pollyflame International B.V.,**
Roelofarendsveen, Netherlands

[**] Term: **14 Years**

[21] Appl. No.: **3,149**

[22] Filed: **Dec. 29, 1992**

[52] U.S. Cl. **D14/189; D14/168;**
D14/195; D14/196; D14/197

[58] Field of Search **312/7.1; 455/344, 347,**
455/350, 351; D14/188, 189, 194-198, 168;
D12/110, 114, 126

[56] **References Cited**

U.S. PATENT DOCUMENTS

D. 301,846 6/1989 Beyer D14/196
D. 329,856 9/1992 Tamaki D14/168

OTHER PUBLICATIONS

Home Furnishings Daily; May 29, 1989; p. 113;
AM/FM Stereo Cassette Portable Radio.

America The Beautiful brochure; p. 3; oval plate on
cycle FX-1200.

Radio Shack 1991 Cat; No. 459; p. 33; Sing Along
AM/FM Radio.

Drag Specialties Cat 1987; 19th ed; p. 328; Harley Dav-
idson emblem on item 111126.

Primary Examiner—B. J. Bullock

Attorney, Agent, or Firm—Foley & Lardner

[57] **CLAIM**

The ornamental design for a radio, as shown and de-
scribed.

DESCRIPTION

FIG. 1 is a perspective view of a radio showing my new
design;

FIG. 2 is a front elevational view thereof;

FIG. 3 is a rear elevational view thereof;

FIG. 4 is a top plan view thereof;

FIG. 5 is a bottom plan view thereof;

FIG. 6 is a right side elevational view thereof; and,

FIG. 7 is a left side elevational view thereof.




FIG. 1




FIG. 2

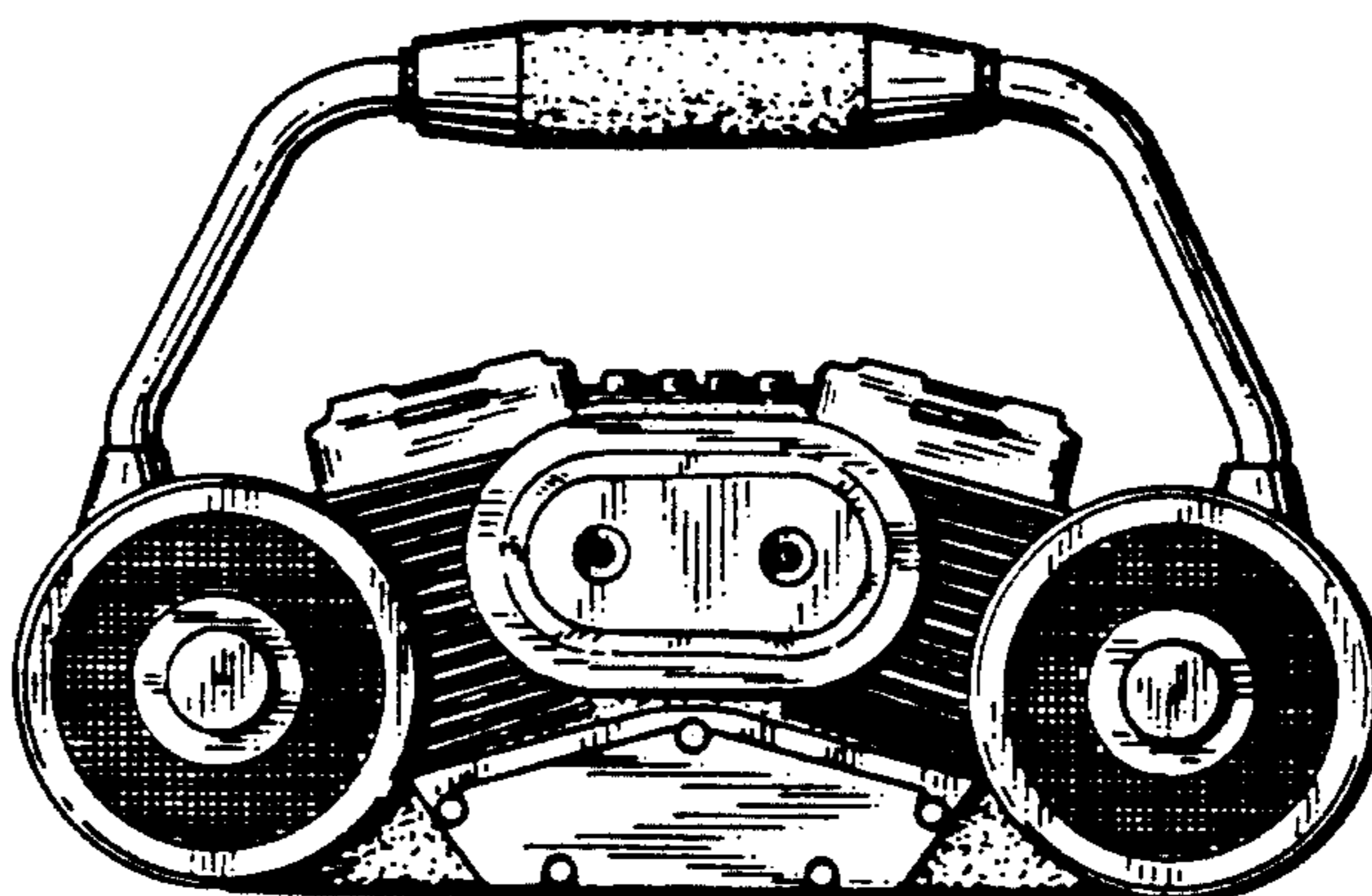


FIG. 3




FIG. 4

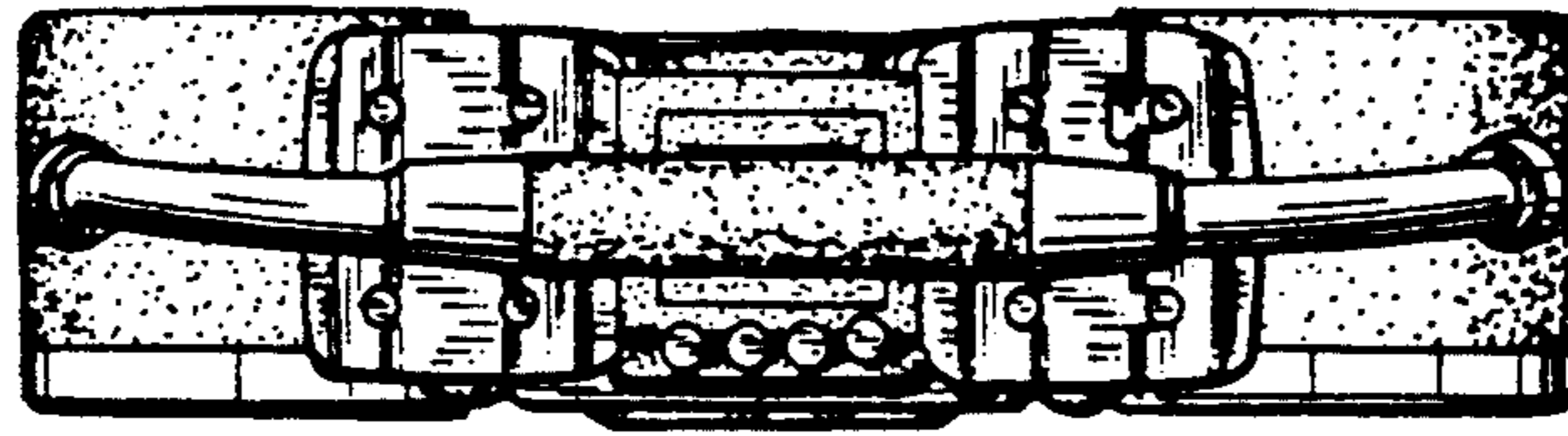


FIG. 5




FIG. 6




FIG. 7

