



US00D348454S

United States Patent [19]

[11] Patent Number: **Des. 348,454**

Weybright

[45] Date of Patent: **** Jul. 5, 1994**

[54] **COMBINED KEYPAD AND DISPLAY**

D. 330,547 10/1992 Howe et al. D14/115

[75] Inventor: **Kenneth N. Weybright, Cincinnati, Ohio**

OTHER PUBLICATIONS

Magazine advertisement from 1991 and 1992.

[73] Assignee: **Parker Marketing Research, Inc., Cincinnati, Ohio**

Primary Examiner—Wallace R. Burke
Assistant Examiner—Freda S. Nunn
Attorney, Agent, or Firm—Frost & Jacobs

[**] Term: **14 Years**

[57] **CLAIM**

[21] Appl. No.: **932,886**

The ornamental design for a combined keypad and display, as shown and described.

[22] Filed: **Aug. 20, 1992**

[52] U.S. Cl. **D14/115**

DESCRIPTION

[58] Field of Search 340/700, 706; 341/22, 341/23; 364/708, 709.04; 235/145 A, 145 R; D14/100, 106, 114, 115; D13/162; D18/2, 7

FIG. 1 is an enlarged top front and left side perspective view of a combined keypad and display showing my new design;

[56] **References Cited**

U.S. PATENT DOCUMENTS

- D. 290,707 7/1987 Allen et al. D14/115
- D. 302,428 7/1989 Klebba D14/115
- D. 328,607 8/1992 Brennan D18/7

FIG. 2 is a top plan view thereof;

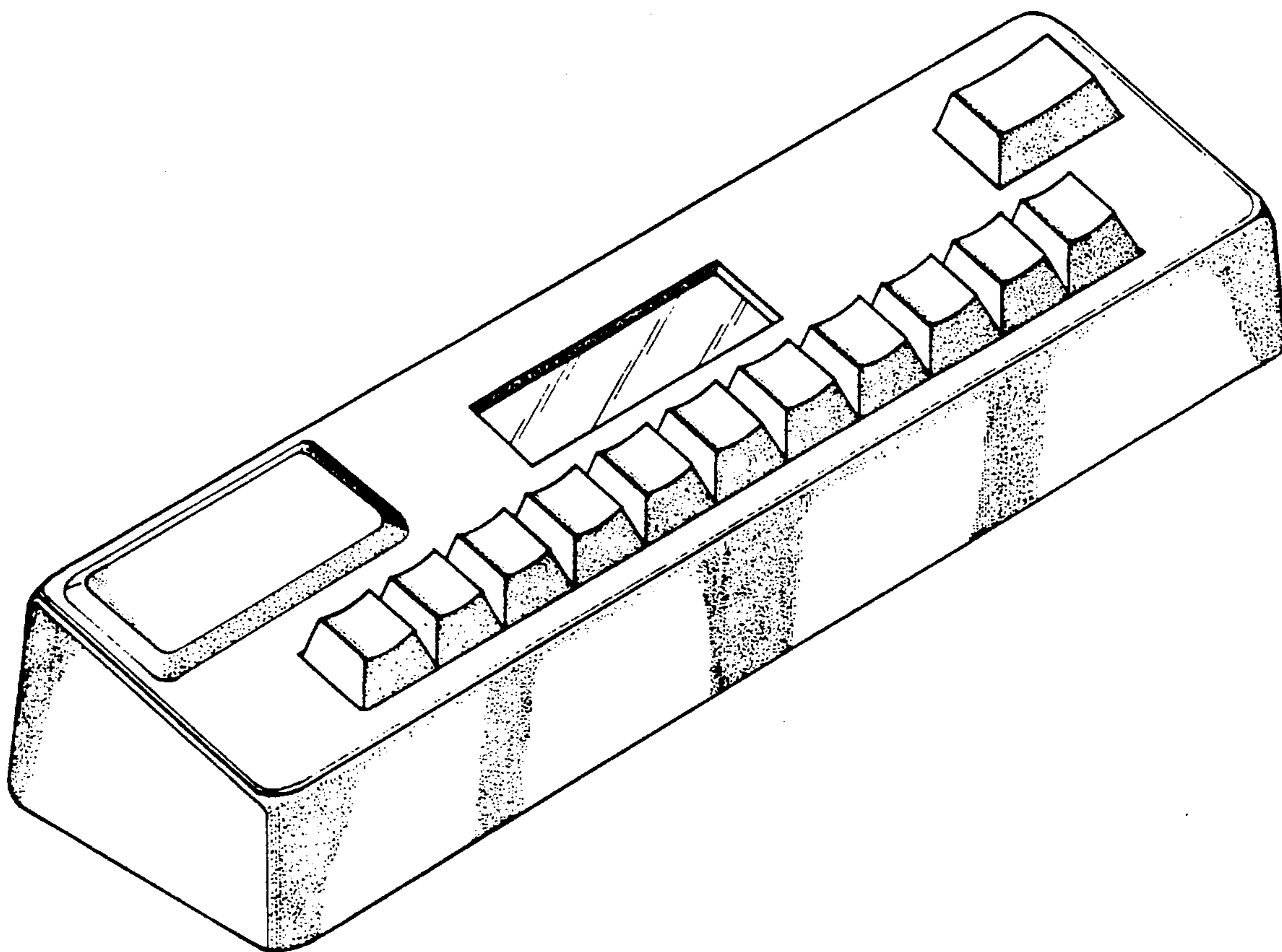
FIG. 3 is a front, elevational view thereof;

FIG. 4 is a left side elevational view thereof;

FIG. 5 is a right side elevational view thereof;

FIG. 6 is a rear, elevational view thereof; and,

FIG. 7 is a bottom view thereof.



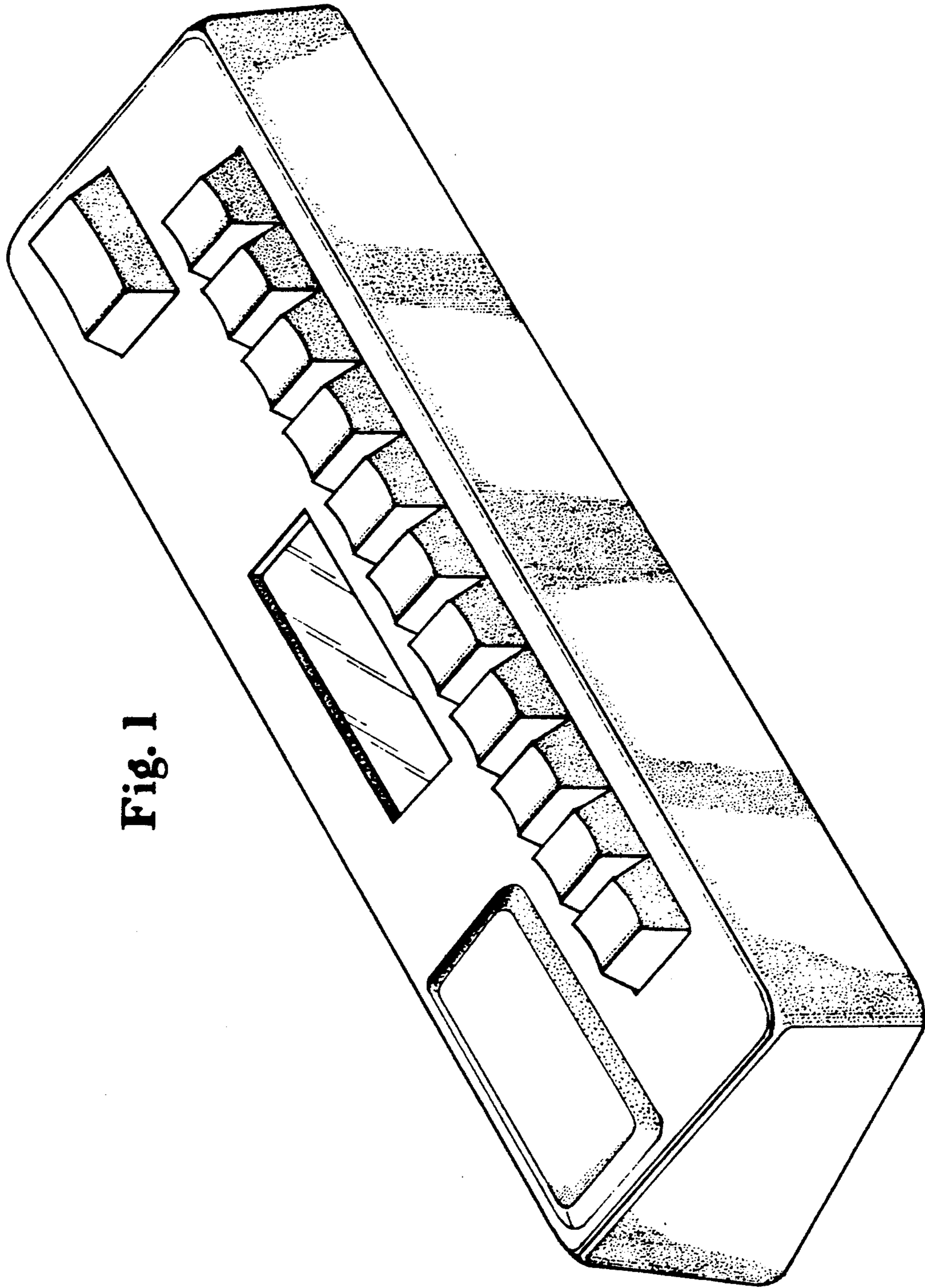


Fig. 1

Fig. 2

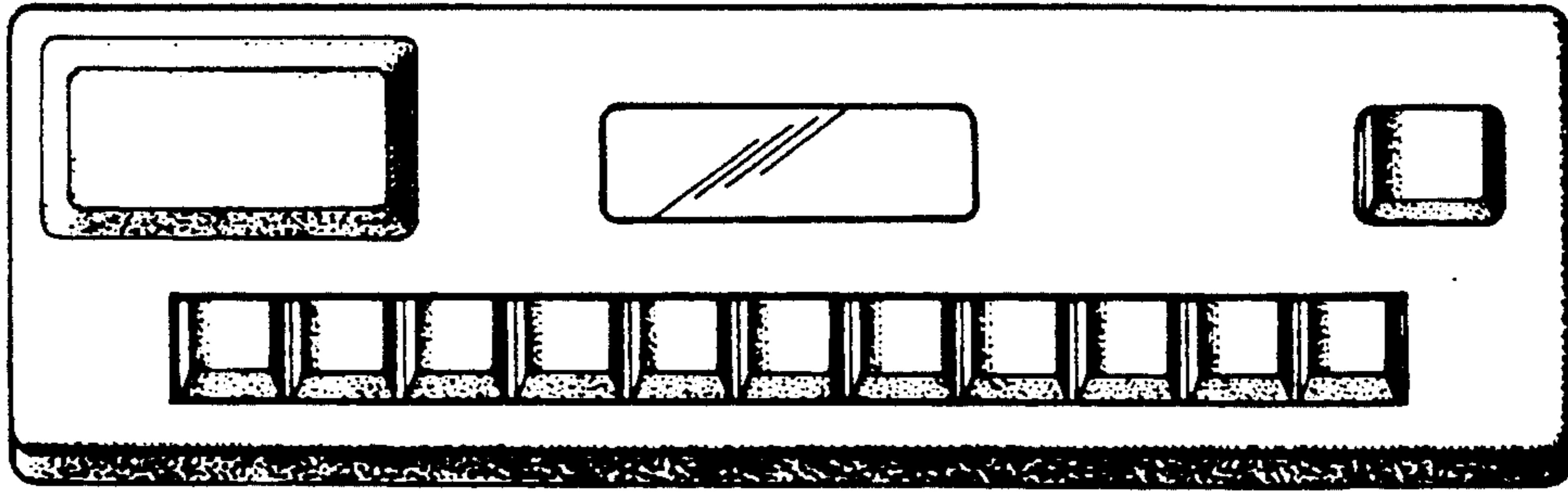


Fig. 3

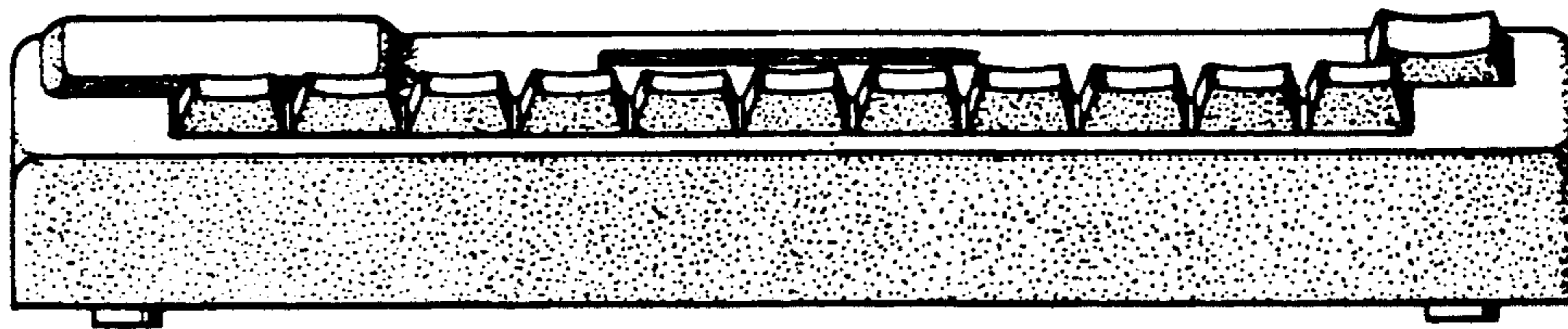


Fig. 4




Fig. 5




Fig. 6




Fig. 7

