



US00D348433S

# United States Patent [19]

[11] Patent Number: **Des. 348,433**

Tochihara et al.

[45] Date of Patent: **\*\* Jul. 5, 1994**

## [54] PIEZOELECTRIC ACTUATOR

[75] Inventors: **Isao Tochihara; Mitsunori Sano**, both of Tokyo, Japan

[73] Assignee: **NEC Corporation**, Tokyo, Japan

[\*\*] Term: **14 Years**

[21] Appl. No.: **722**

[22] Filed: **Oct. 22, 1992**

### [30] Foreign Application Priority Data

Apr. 27, 1992 [JP] Japan ..... 4-12584

[52] U.S. Cl. .... **D13/158**

[58] Field of Search ..... 310/328, 367, 369; 338/4; D13/101, 173

### [56] References Cited

#### U.S. PATENT DOCUMENTS

D, 330,363	10/1992	Inoi .....	D13/110
2,802,955	8/1957	Kitterman .....	310/367 X
3,176,251	3/1965	Kuenzig .....	310/367 X
4,625,559	12/1986	Carter et al. ....	338/4 X
4,651,044	3/1987	Kompanek .....	310/369 X
4,656,454	4/1987	Rosenberger .....	338/4 X
4,703,214	10/1987	Mishiro .....	310/328

### FOREIGN PATENT DOCUMENTS

0112374	5/1991	Japan .....	310/369
0239167	10/1991	Japan .....	310/369

### OTHER PUBLICATIONS

Multilayer Piezoelectric Actuator Brochure, ASB Series, May 1991.

Movement Positioning Brochure, May 1987.

*Primary Examiner*—Wallace R. Burke

*Assistant Examiner*—Joel Sincavage

*Attorney, Agent, or Firm*—Sughrue, Mion, Zinn, Macpeak & Seas

### [57] CLAIM

The ornamental design for a piezoelectric actuator, as shown.

### DESCRIPTION

FIG. 1 is a front elevational view of a piezoelectric actuator showing our new design;

FIG. 2 is a left side elevational view thereof;

FIG. 3 is a right side elevational view thereof;

FIG. 4 is a rear elevational view thereof;

FIG. 5 is a top plan view thereof; and,

FIG. 6 is a bottom plan view thereof.




FIG. 2




FIG. 1



FIG. 3




FIG. 4





FIG. 5

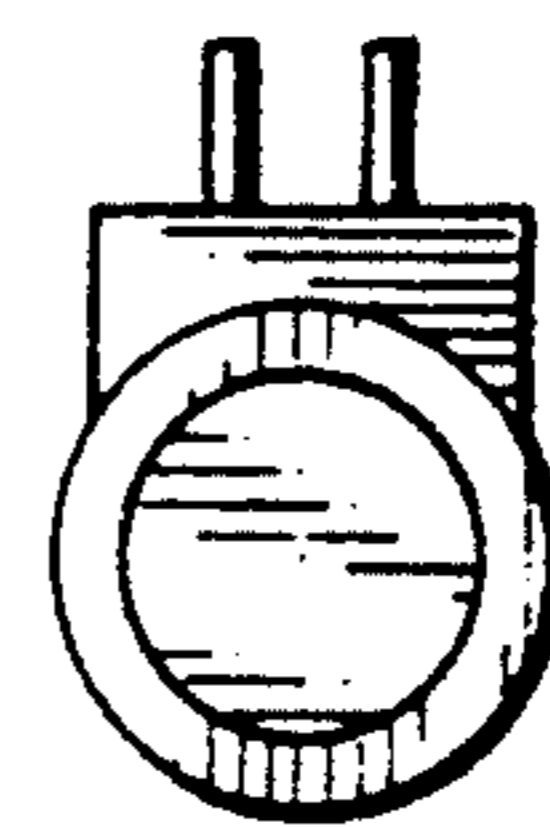


FIG. 6