



US00D348420S

United States Patent [19]

[11] Patent Number: Des. 348,420

Edsall

[45] Date of Patent: ** Jul. 5, 1994

[54] BELT BUCKLE

2,528,078 9/1946 Quilter .
3,332,120 7/1967 Pigiell .
4,608,735 9/1986 Kasai .

[76] Inventor: Richard A. Edsall, 321 Rte. 108,
Ashton, Md. 20861

[**] Term: 14 Years

Primary Examiner—Ralf T. Seifert
Attorney, Agent, or Firm—Sixbey, Friedman, Leedom &
Ferguson

[21] Appl. No.: 15,518

[22] Filed: Nov. 19, 1993

[57] CLAIM

[52] U.S. Cl. D11/218; D11/200

The ornamental design for a belt buckle, as shown and
described.

[58] Field of Search 24/616, 631, 633, 641,
24/170, 305, 68 SB, 69 CT, 69 R, 69 ST, 197;
D2/440, 408; D11/200, 201, 215-218, 231, 208,
220, 229

DESCRIPTION

[56] References Cited

U.S. PATENT DOCUMENTS

D. 252,956	9/1979	Frost	D11/200
D. 252,957	9/1979	Frost	D11/200
D. 264,766	6/1982	Huff	D11/216
D. 275,621	9/1984	Kanzaka	D11/200
D. 287,187	12/1986	Olson	D11/218
D. 303,232	9/1989	Lortz et al.	.	
1,278,340	9/1918	Hayden et al.	24/170
1,722,140	7/1929	Gans	.	

FIG. 1 is a front elevational view of the belt buckle showing my new design;
FIG. 2 is a top elevational view of the belt buckle of FIG. 1;
FIG. 3 is a bottom elevational view of the belt buckle of FIG. 1;
FIG. 4 is a back elevational view of the belt buckle of FIG. 1;
FIG. 5 is a left side elevational view of the belt buckle of FIG. 1; and,
FIG. 6 is a right side elevational view of the belt buckle of FIG. 1.

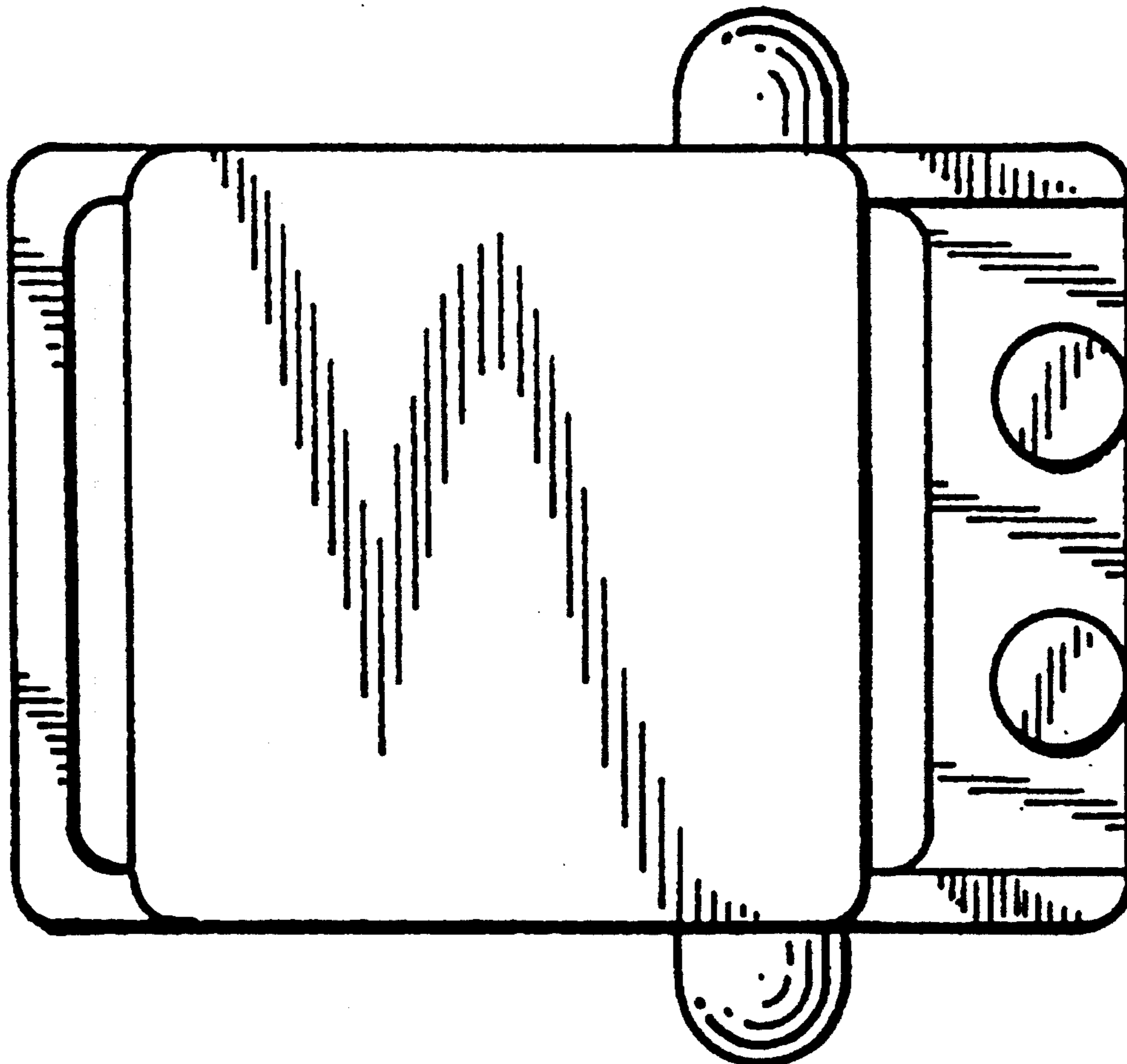


FIG. 2

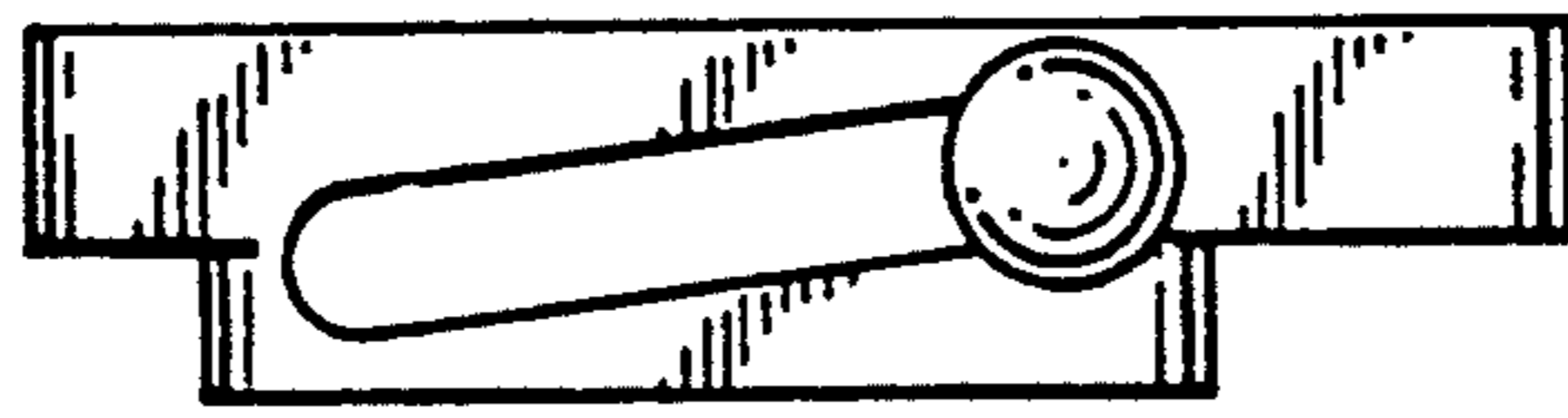


FIG. 5

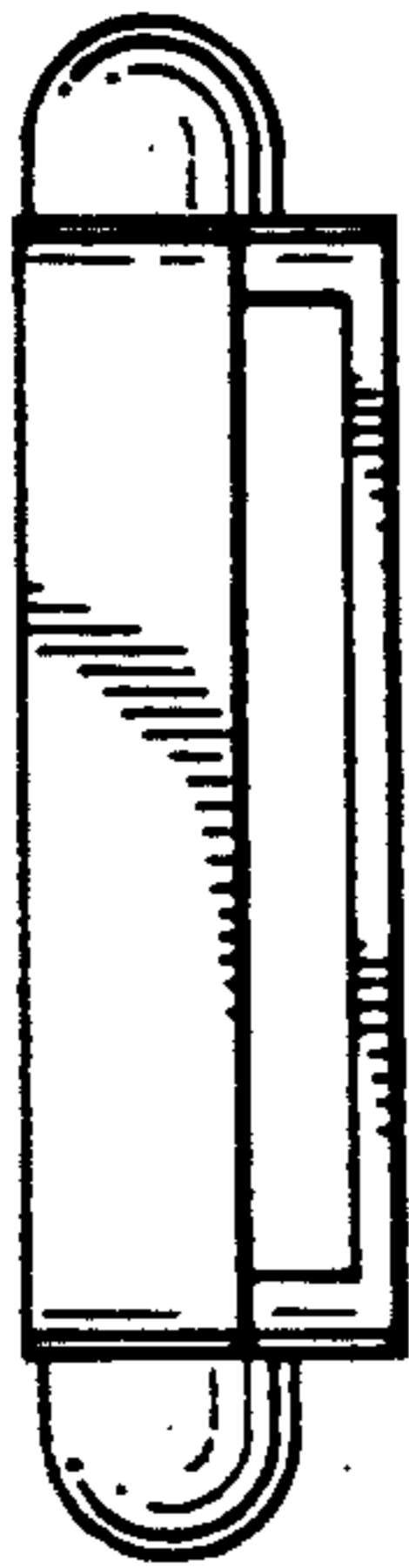


FIG. 1

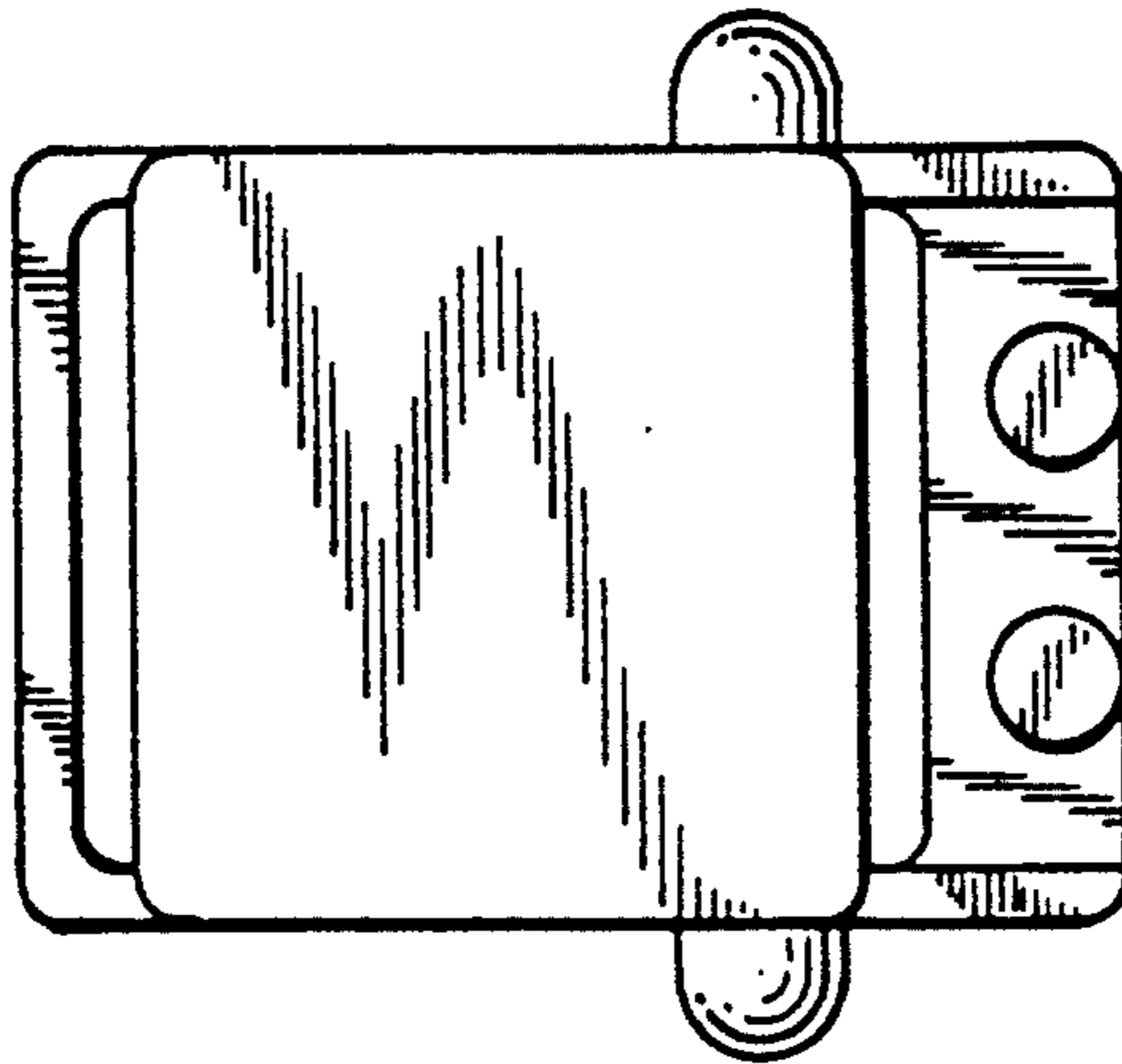


FIG. 6

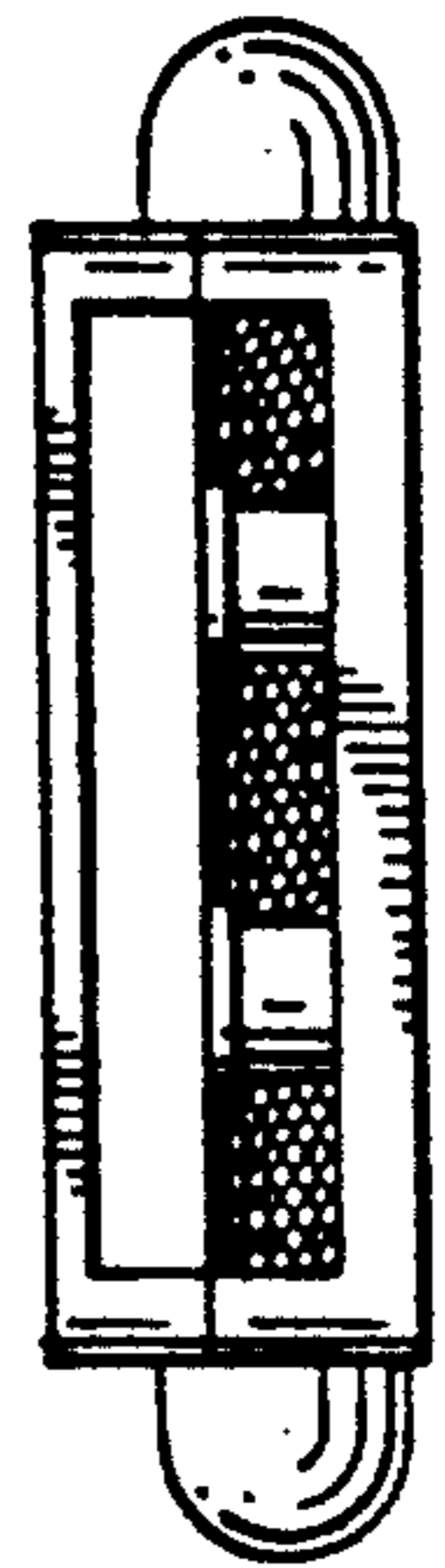


FIG. 3

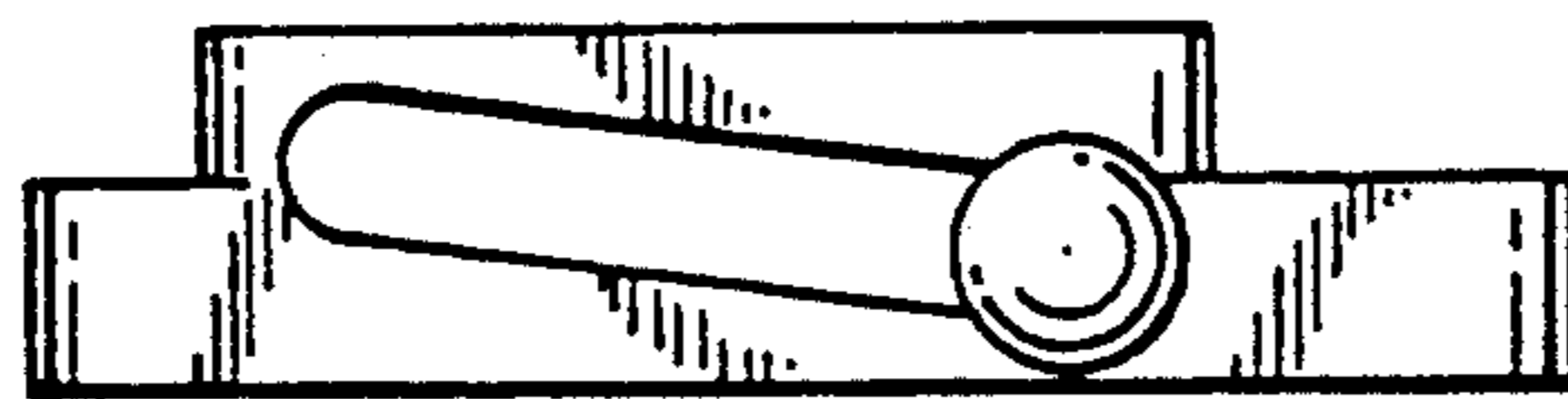


FIG. 4

