



US00D348403S

United States Patent [19]

[11] Patent Number: **Des. 348,403**

Sener

[45] Date of Patent: **** Jul. 5, 1994**

[54] **WRISTWATCH**

[75] Inventor: **James Sener, West Hartford, Conn.**

[73] Assignee: **By Design Corp., Cambridge, Mass.**

[**] Term: **14 Years**

[21] Appl. No.: **838,074**

[22] Filed: **Feb. 20, 1992**

[52] U.S. Cl. **D10/32; D10/38**

[58] Field of Search **368/276, 277, 278, 280-282, 368/285, 318, 322-323; D10/1-29, 30-39, 122-132**

D. 301,015	5/1989	Nakai	D10/32
D. 301,840	6/1989	Houlihan	D10/30
D. 321,142	10/1991	Fong	D10/32
D. 339,072	9/1993	Peckham et al.	D10/32

Primary Examiner—Nelson C. Holtje
Assistant Examiner—Martie Thompson
Attorney, Agent, or Firm—Wolf, Greenfield & Sacks

[57] **CLAIM**

The ornamental design for a wristwatch, as shown and described.

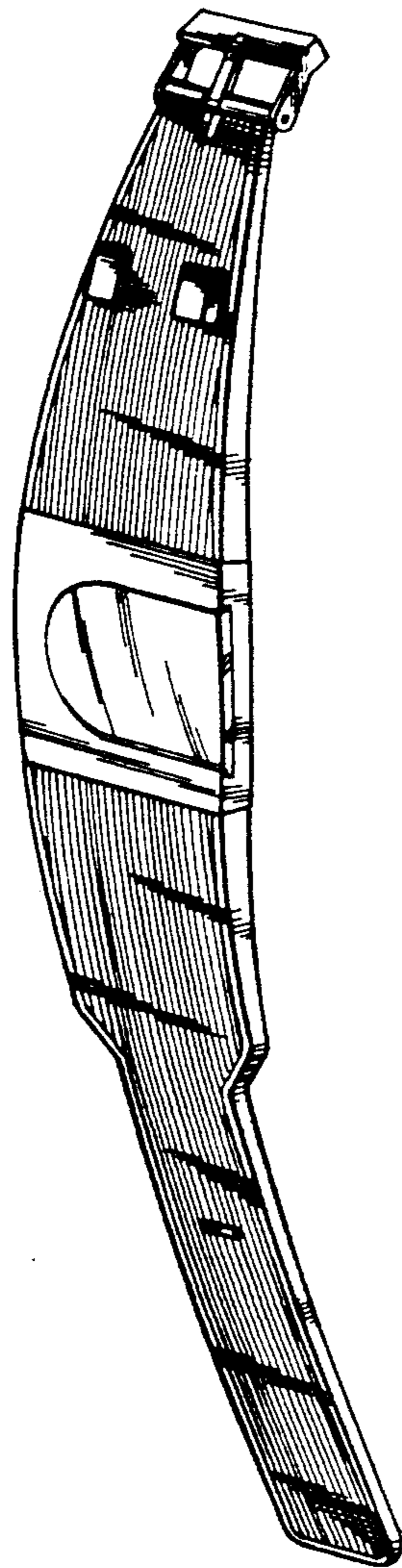
DESCRIPTION

FIG. 1 is a right front perspective view of a wristwatch showing my new design;
FIG. 2 is a front elevational view;
FIG. 3 is a right side elevational view;
FIG. 4 is a top plan view;
FIG. 5 is a bottom plan view;
FIG. 6 is a left side elevational view; and,
FIG. 7 is a rear elevational view thereof.

[56] **References Cited**

U.S. PATENT DOCUMENTS

D. 150,129	7/1948	Geduldig	D10/38	X
D. 244,707	6/1977	Tiep	D10/38	X
D. 248,547	7/1978	Fernando	D10/38	X
D. 269,546	6/1983	Rogers et al.	D10/30	X
D. 295,838	5/1988	Ando	D10/38	X






Fig. 1

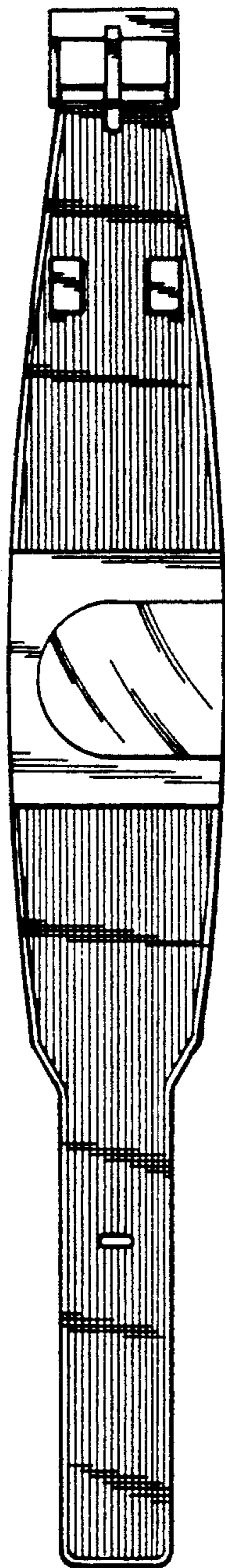


Fig. 2




Fig. 3




Fig. 4

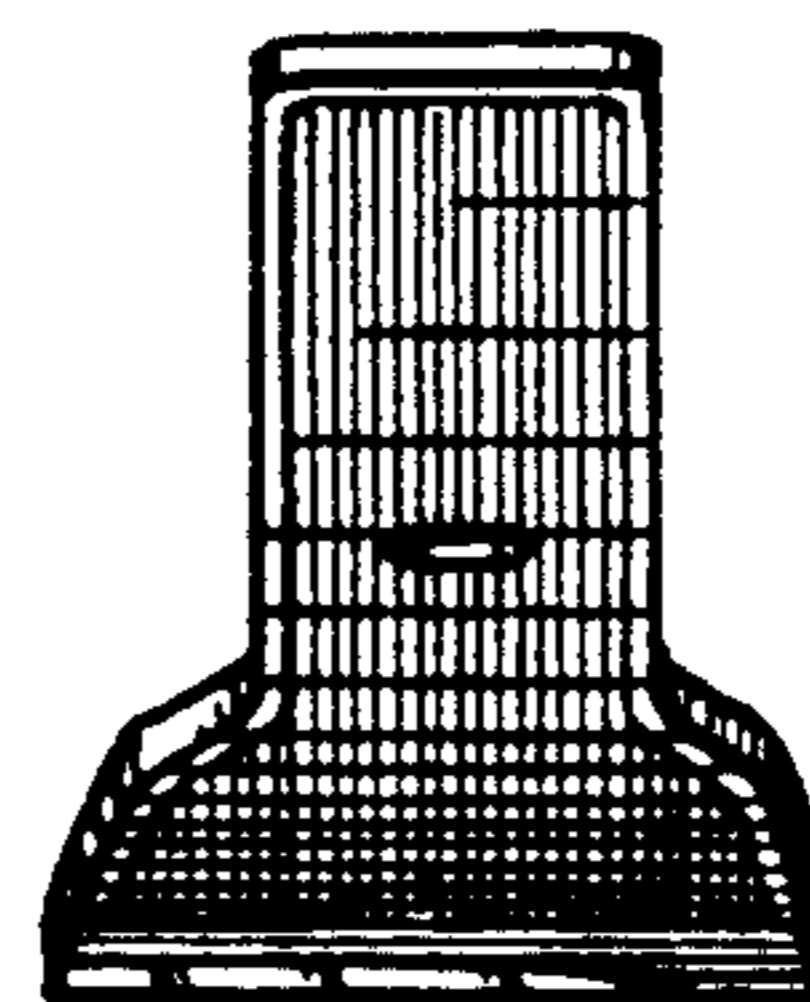


Fig. 5

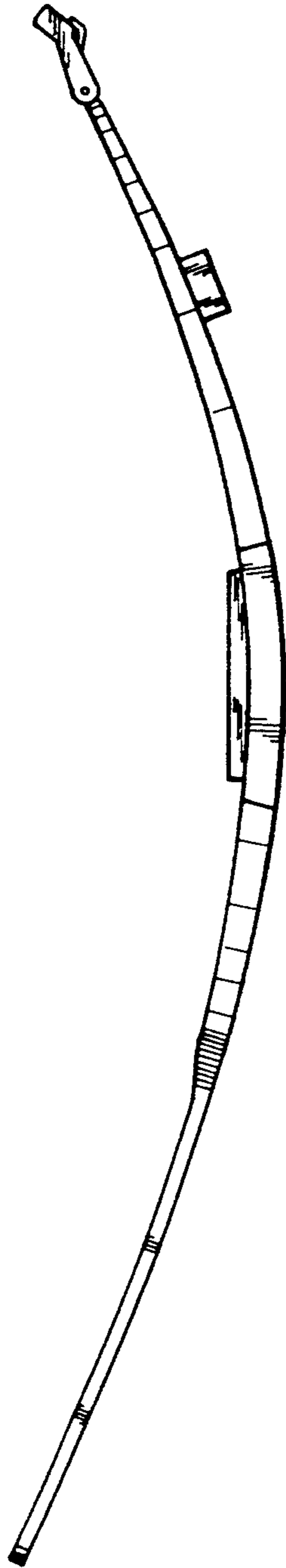


Fig. 6

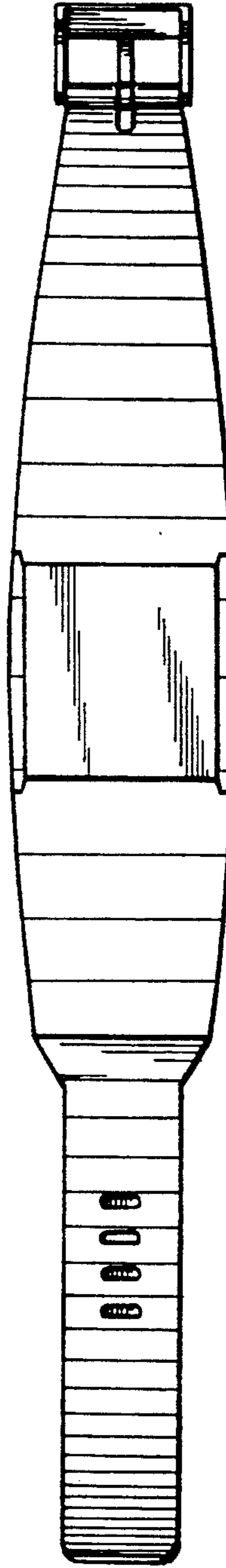


Fig. 7