



US00D348402S

# United States Patent [19]

[11] Patent Number: **Des. 348,402**

**McDonald**

[45] Date of Patent: **\*\* Jul. 5, 1994**

- [54] **COMBINED TIMEPIECE AND GOLFING TOOL**
- [75] Inventor: **Thomas L. McDonald, Prince Frederick, Md.**
- [73] Assignee: **LTJ Enterprises, Waldorf, Md.**
- [\*\*] Term: **14 Years**
- [21] Appl. No.: **836,946**
- [22] Filed: **Feb. 19, 1992**
- [52] U.S. Cl. .... **D10/31; D21/234**
- [58] Field of Search ..... **368/10, 276, 277, 278, 368/280-282, 285, 295, 318, 322-323; D10/1-29, 30-39, 122-132; D21/234**

- 3,545,198 12/1970 Loftus ..... D10/39 X
- 4,960,239 10/1990 Wait ..... 273/32 B
- 4,960,278 10/1990 Hainey ..... 273/32 B
- 5,005,161 4/1991 Boilen ..... 368/295
- 5,022,650 7/1991 Madock ..... 273/32 A

*Primary Examiner*—Nelson C. Holtje  
*Assistant Examiner*—Martie Thompson  
*Attorney, Agent, or Firm*—Richard C. Litman

### [57] CLAIM

The ornamental design for a combined timepiece and golfing tool, as shown and described.

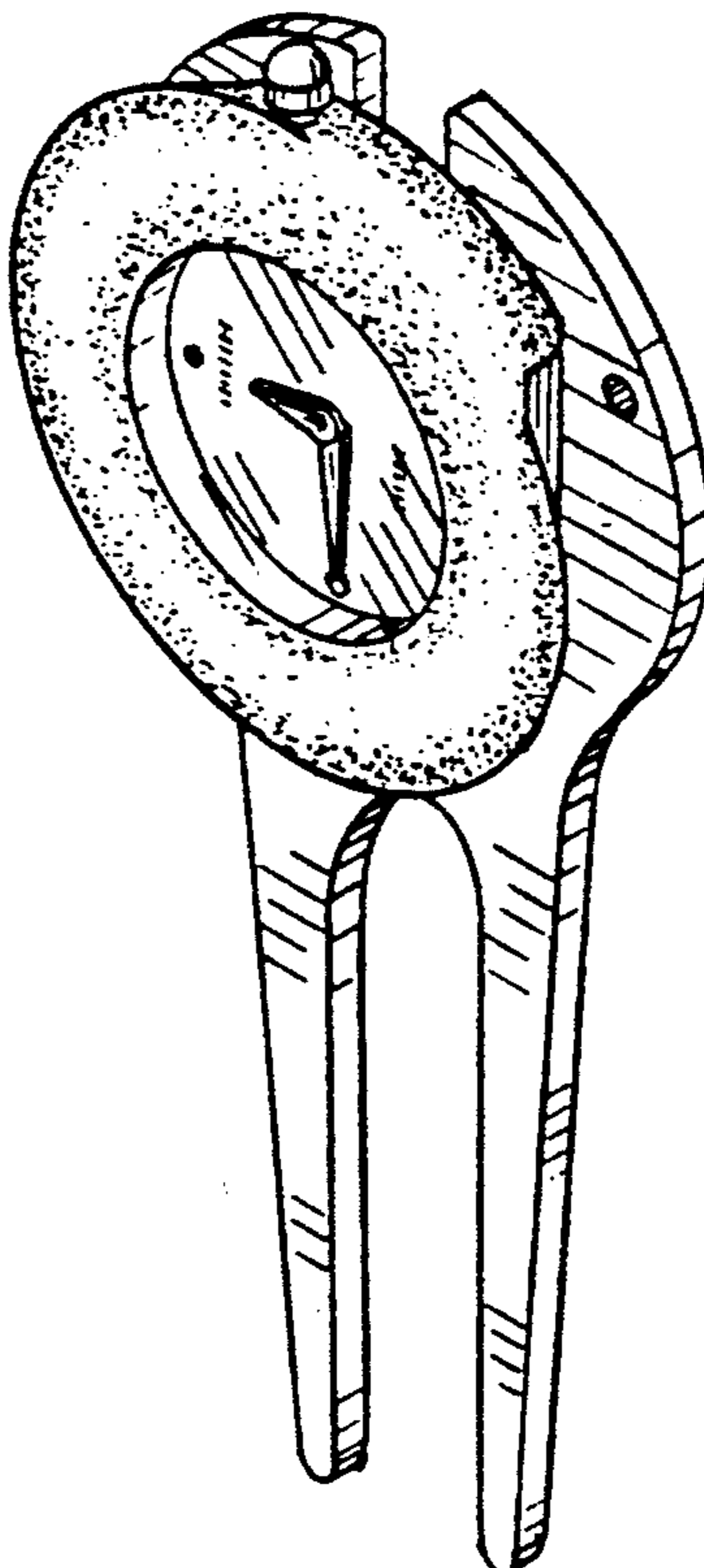
### DESCRIPTION

FIG. 1 is a perspective view of a combined timepiece and golfing tool showing my new design; FIG. 2 is a front elevational view thereof; FIG. 3 is a left side elevational view thereof, the right side elevational view being a mirror image; FIG. 4 is a rear elevational view thereof; FIG. 5 is a top plan view thereof; FIG. 6 is a bottom plan view thereof; and, FIG. 7 is a front elevational view of a second embodiment thereof.

The side and rear elevational views and top and bottom plan views of the second embodiment are identical to those respective views of the first embodiment.

[56] **References Cited**  
**U.S. PATENT DOCUMENTS**

- D. 253,420 11/1979 Heerlien ..... D21/234
- D. 307,619 5/1990 Koutroukides ..... D21/234
- D. 312,415 11/1990 Muller et al. .... D10/31
- D. 313,559 1/1991 McDonnell ..... D10/30 X
- D. 316,228 4/1991 Frommherz ..... D10/38 X
- D. 318,625 7/1991 Stowell ..... D10/31
- D. 320,945 10/1991 Hiles ..... D10/31
- D. 341,326 11/1993 Rousseau ..... D10/39 X



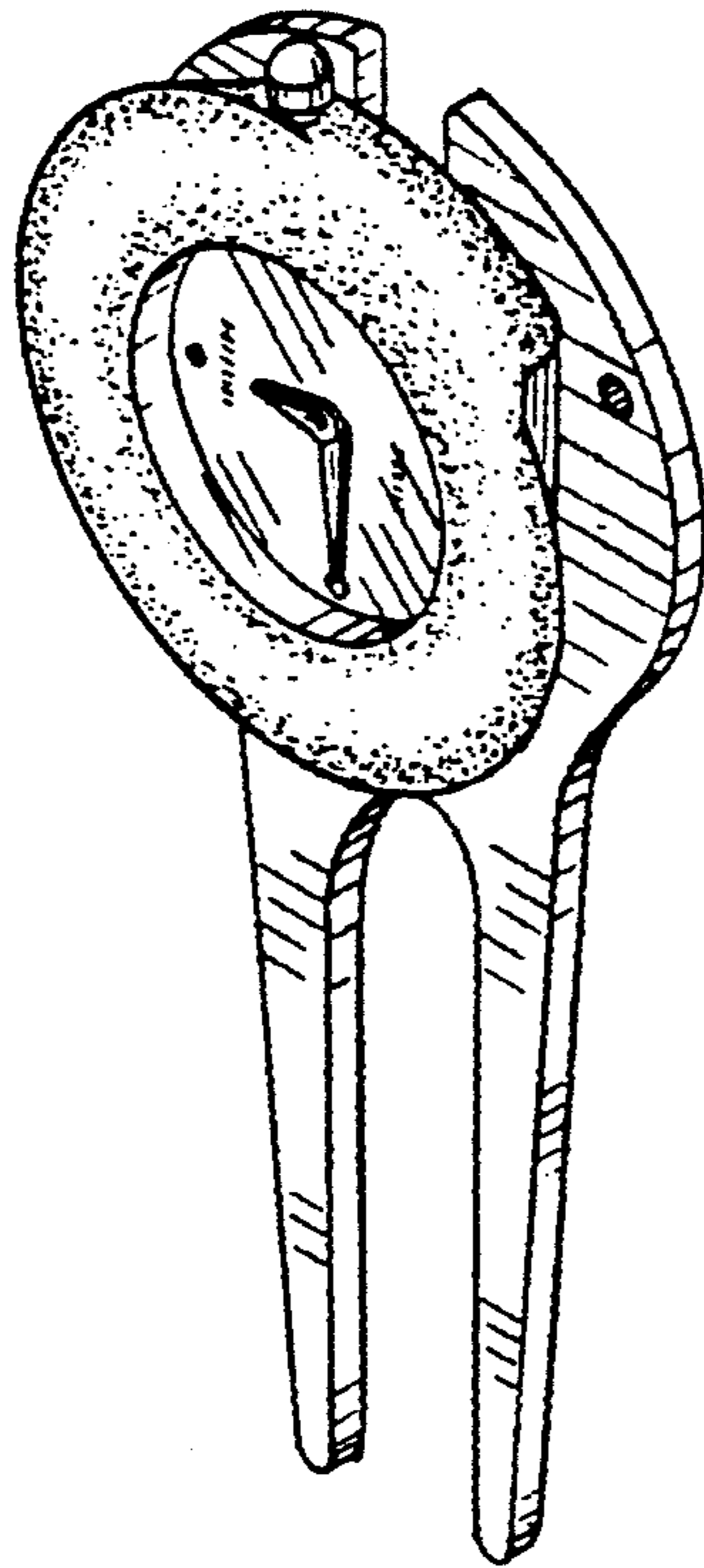


FIG. 1

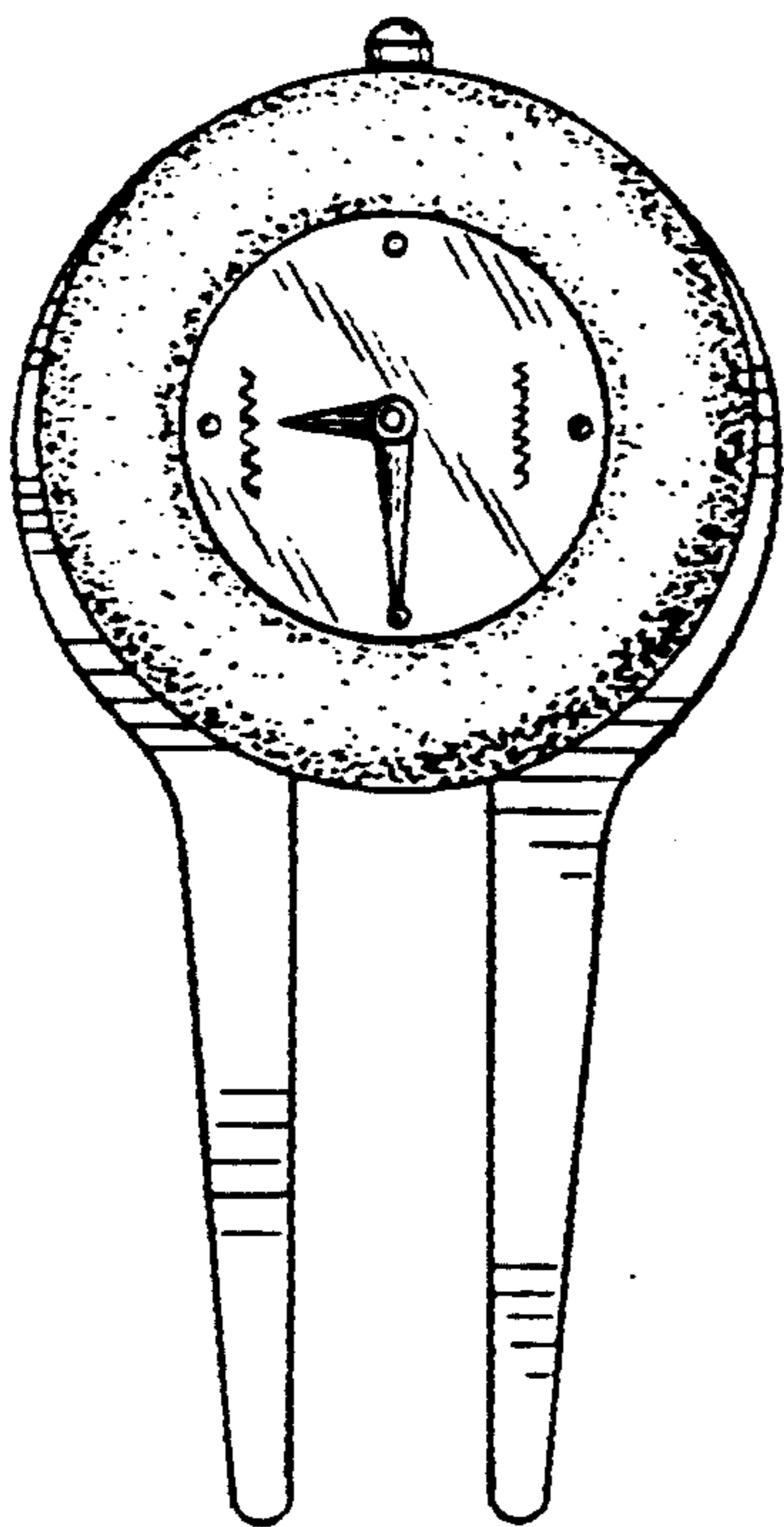


FIG 2



FIG 3

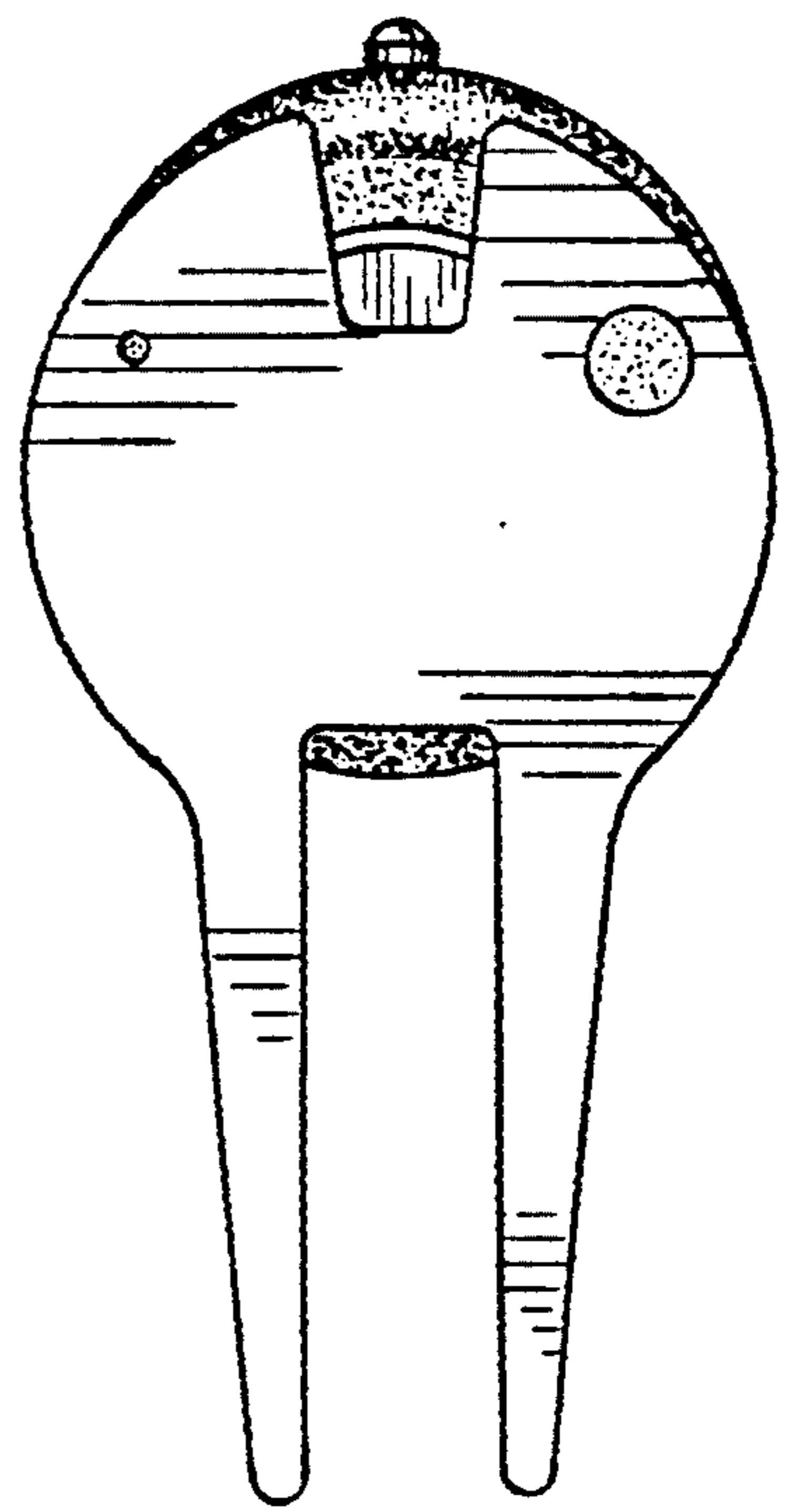


FIG. 4

FIG. 5



FIG. 6

FIG. 7

