



US00D348399S

United States Patent [19]

[11] Patent Number: **Des. 348,399**

Chen

[45] Date of Patent: **** Jul. 5, 1994**

[54] **WALL CLOCK**

D. 173,075 9/1954 Miller D10/127 X

[76] Inventor: **Paul P. Chen**, 307 S. State St. #7,
Champaign, Ill. 61820

D. 279,457 7/1985 Murphy .

D. 282,914 3/1986 Maron .

D. 353,378 12/1901 Ozias D10/126

[**] Term: **14 Years**

Primary Examiner—Nelson C. Holtje

[21] Appl. No.: **631,027**

[57] **CLAIM**

[22] Filed: **Dec. 20, 1990**

The ornamental design for a wall clock, as shown and described.

[52] U.S. Cl. **D10/22; D10/127**

[58] Field of Search 368/223, 228, 232, 234,
368/238, 276-277, 280-282, 285; D10/1-40,
127-132

DESCRIPTION

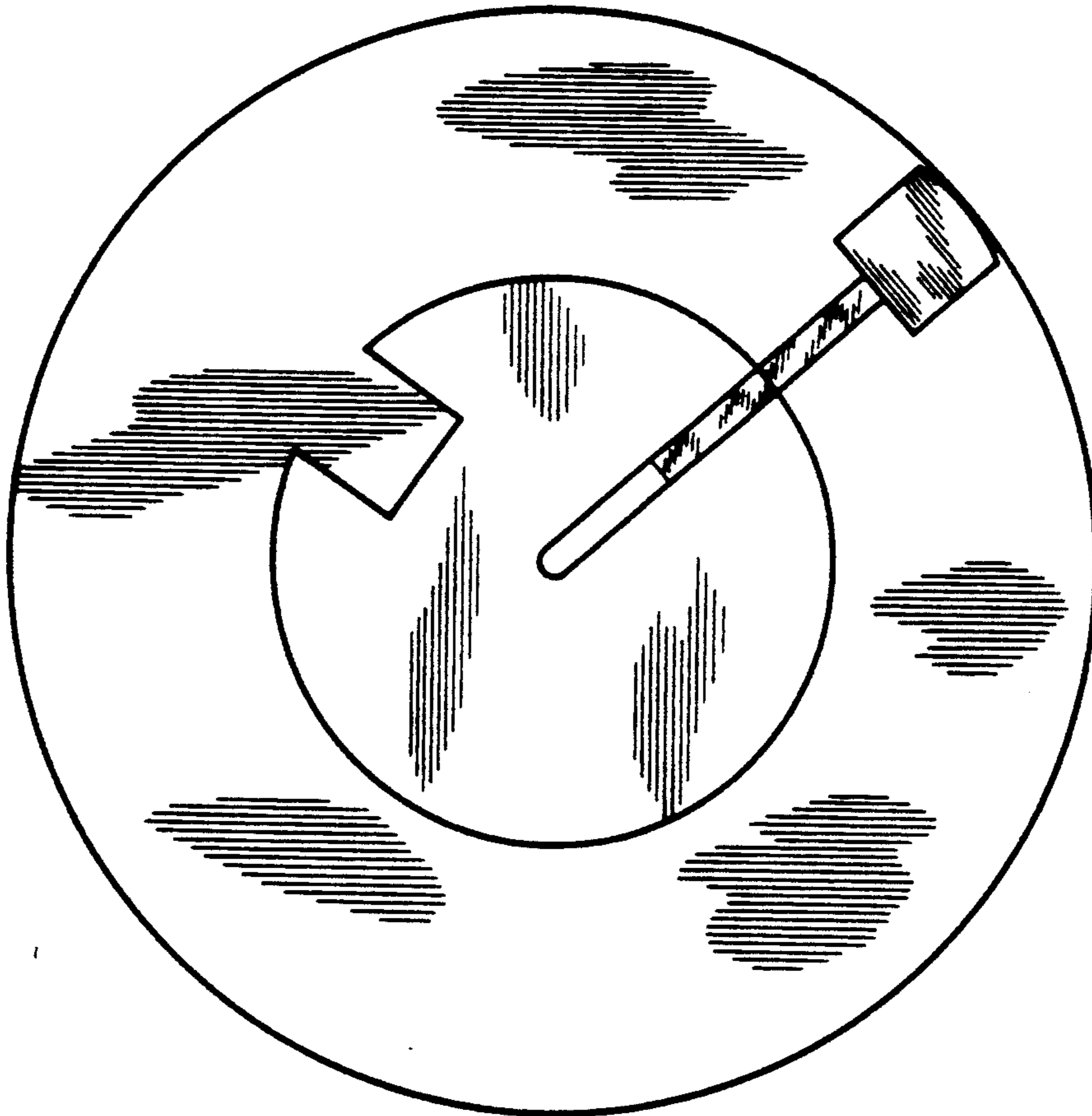
FIG. 1 is a front elevational view of a wall clock showing my new design; and, FIG. 2 is a right side elevational view thereof, the left side being substantially a mirror image thereto.

[56] References Cited

U.S. PATENT DOCUMENTS

- D. 27,607 8/1897 Swihart D10/126
- D. 27,627 9/1897 Swihart D10/126

The rear of the claimed design is substantially plain and unornamented and has thereon a conventional clock mechanism.



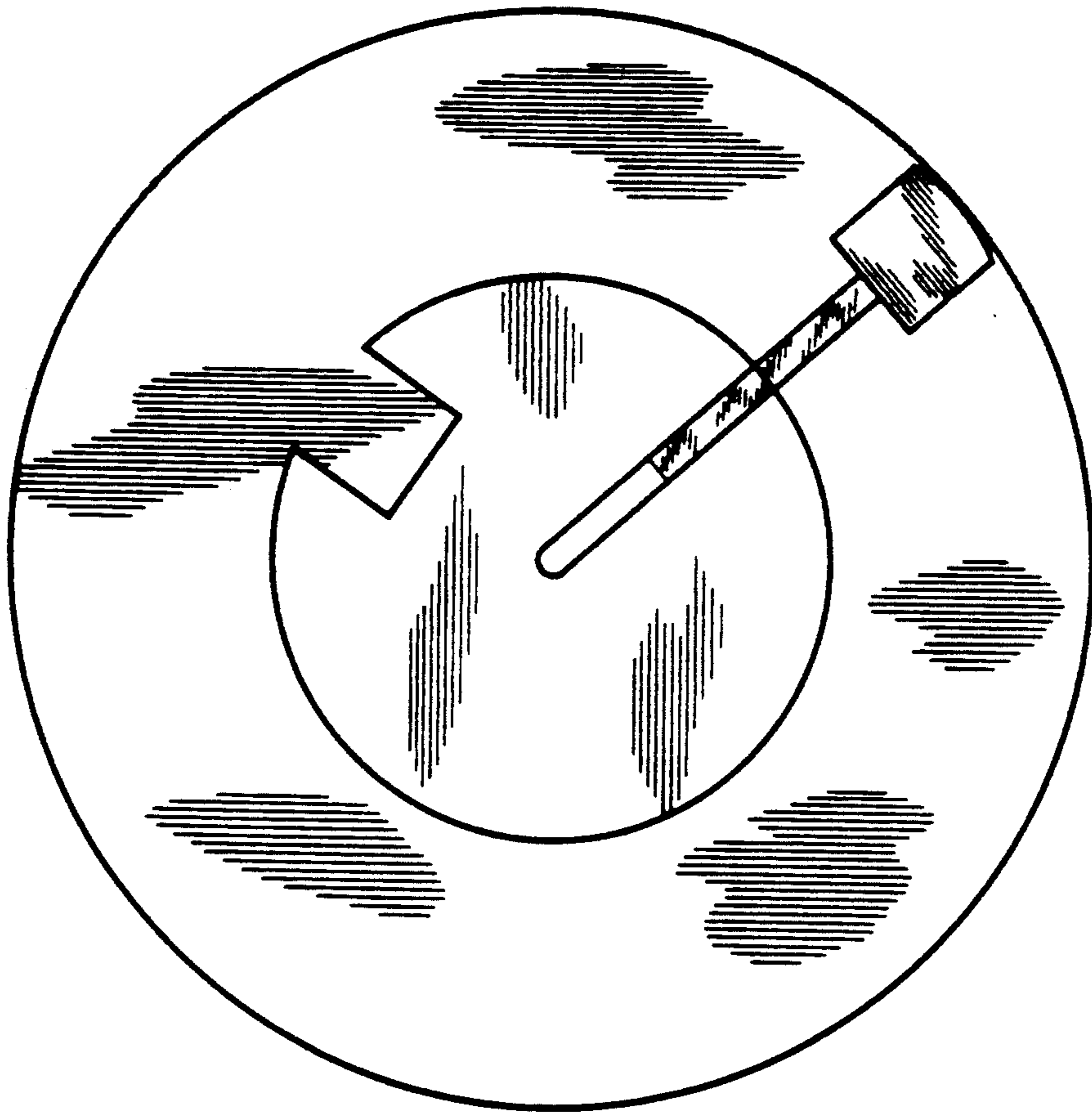


FIG. 1

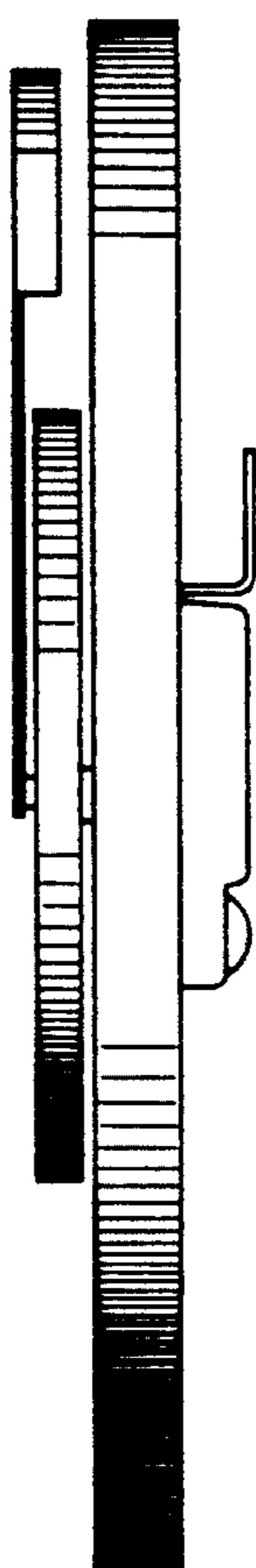


FIG. 2