



US00D348371S

United States Patent [19] Judkins

[11] Patent Number: **Des. 348,371**
[45] Date of Patent: **** Jul. 5, 1994**

[54] **DOUBLE LAYER SHADE**
[75] Inventor: **Ren Judkins, Killbuck Township, Allegheny County, Pa.**
[73] Assignee: **Verosol USA Inc., Pittsburgh, Pa.**
[**] Term: **14 Years**
[21] Appl. No.: **770,609**
[22] Filed: **Oct. 3, 1991**
[52] U.S. Cl. **D6/577**
[58] Field of Search **D6/575, 577;**
160/84.1 R, 84.1 A, 84.1 B, 84.1 C, 84.1 D,
171.1, 178.2

5,097,884 3/1992 Sevcik et al. 160/84.1 D

FOREIGN PATENT DOCUMENTS

0058459 8/1982 European Pat. Off. .

Primary Examiner—Alan P. Douglas
Assistant Examiner—Monica A. Hannon
Attorney, Agent, or Firm—Buchanan Ingersoll

[56] References Cited

U.S. PATENT DOCUMENTS

1,409,451 3/1922 Jaeger 160/84.1 E X
2,201,356 5/1940 Terrell 156/16
2,350,094 5/1944 Butts 160/84
2,509,033 5/1950 Carver 160/84.1 C X
4,651,795 3/1987 Valle et al. 160/178.2
4,719,956 1/1988 Valle 168/84.1 C X
4,953,610 9/1990 Phillips et al. 160/84.1
4,974,656 12/1990 Judkins 160/84.1

[57] CLAIM

The ornamental design for a double layer shade, as shown and described.

DESCRIPTION

FIG. 1 is a front perspective view of a double layer shade showing my new design;
FIG. 2 is a front perspective view with the blind in an open position thereof;
FIG. 3 is a front elevational view of the double layer shade shown in FIG. 1;
FIG. 4 is a rear elevational view thereof;
FIG. 5 is a top plan view thereof;
FIG. 6 is a bottom plan view thereof;
FIG. 7 is a left side elevational thereof; and,
FIG. 8 is a right side elevational view thereof.

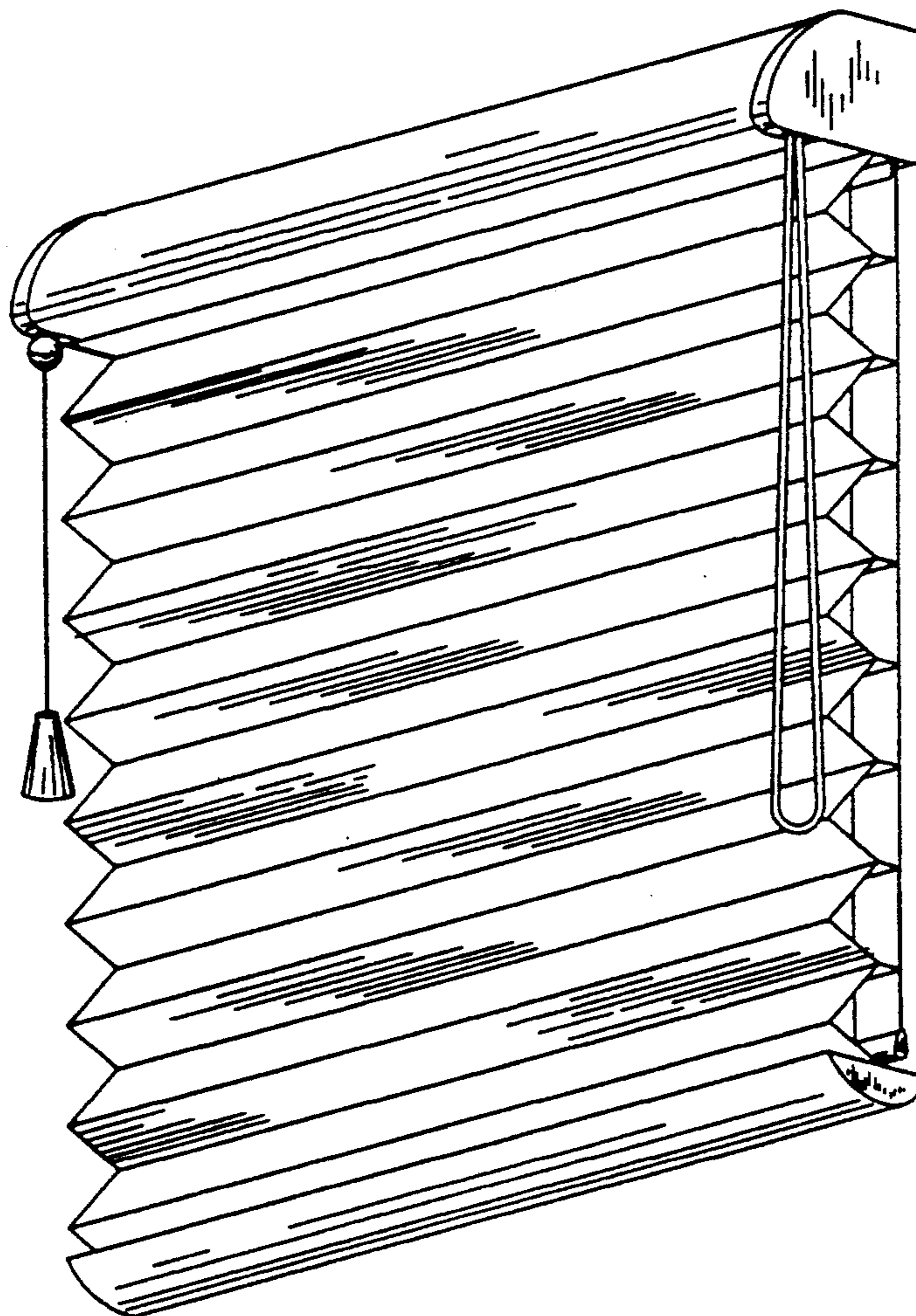


Fig. 1.

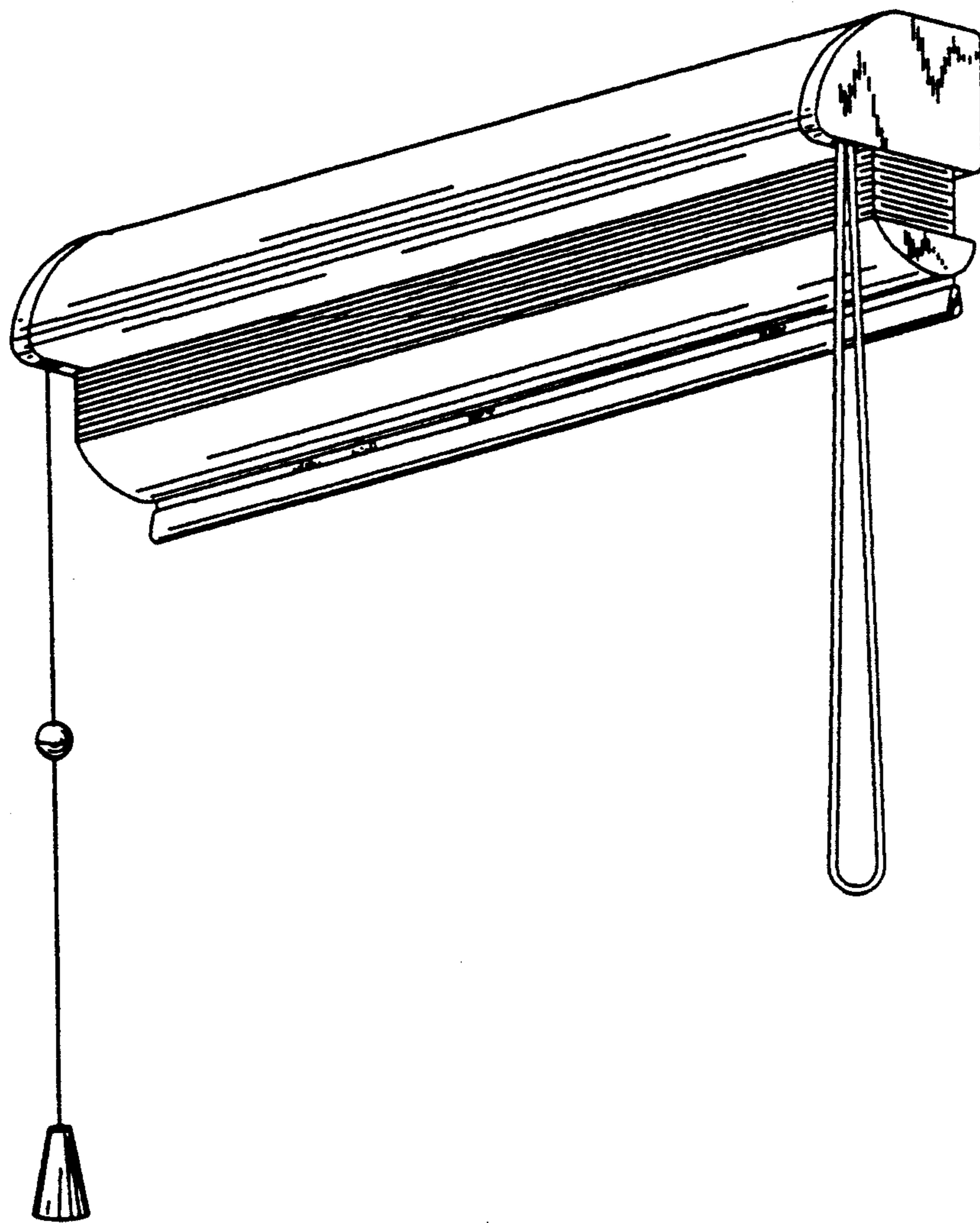


Fig. 2.

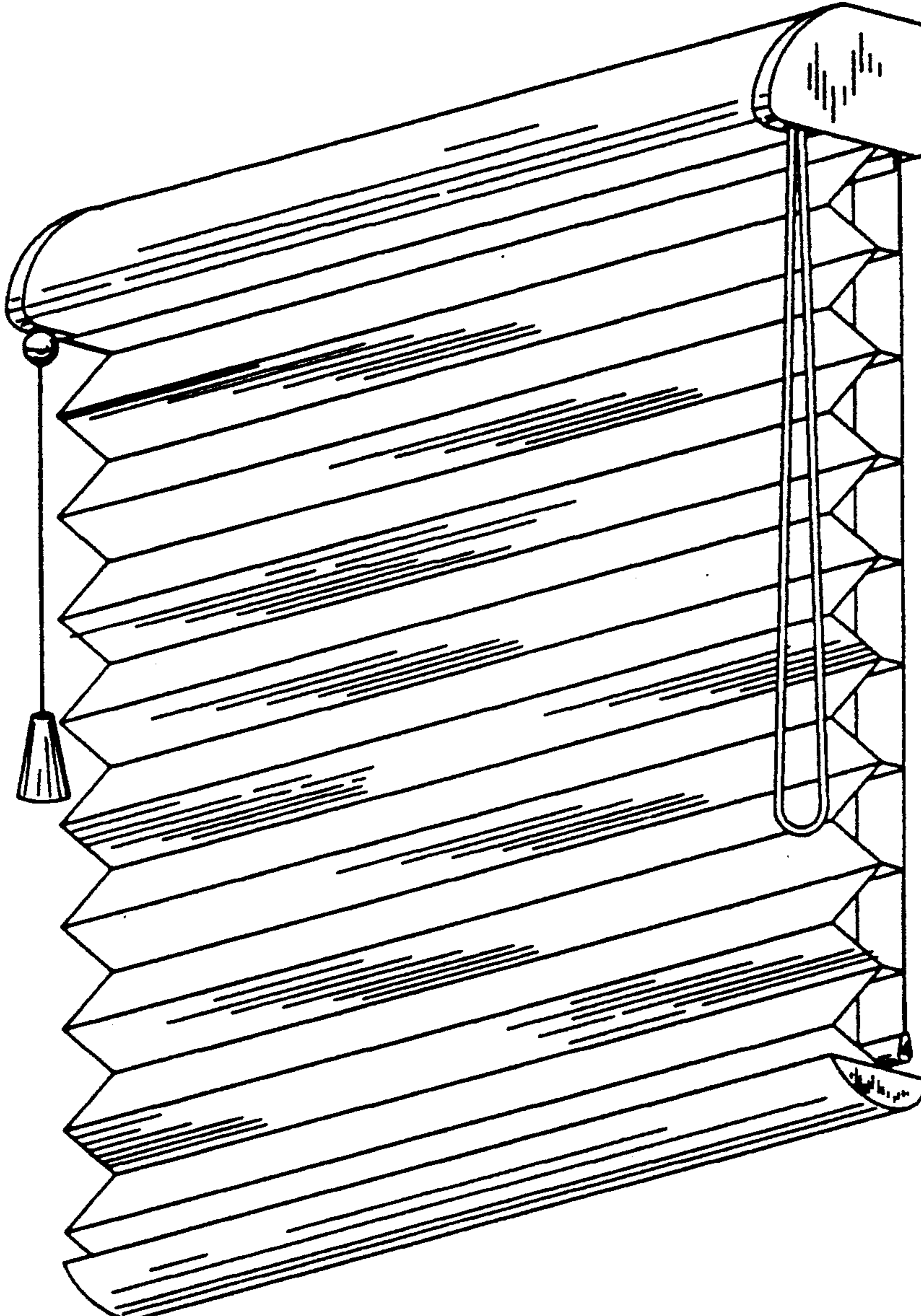


Fig.3.

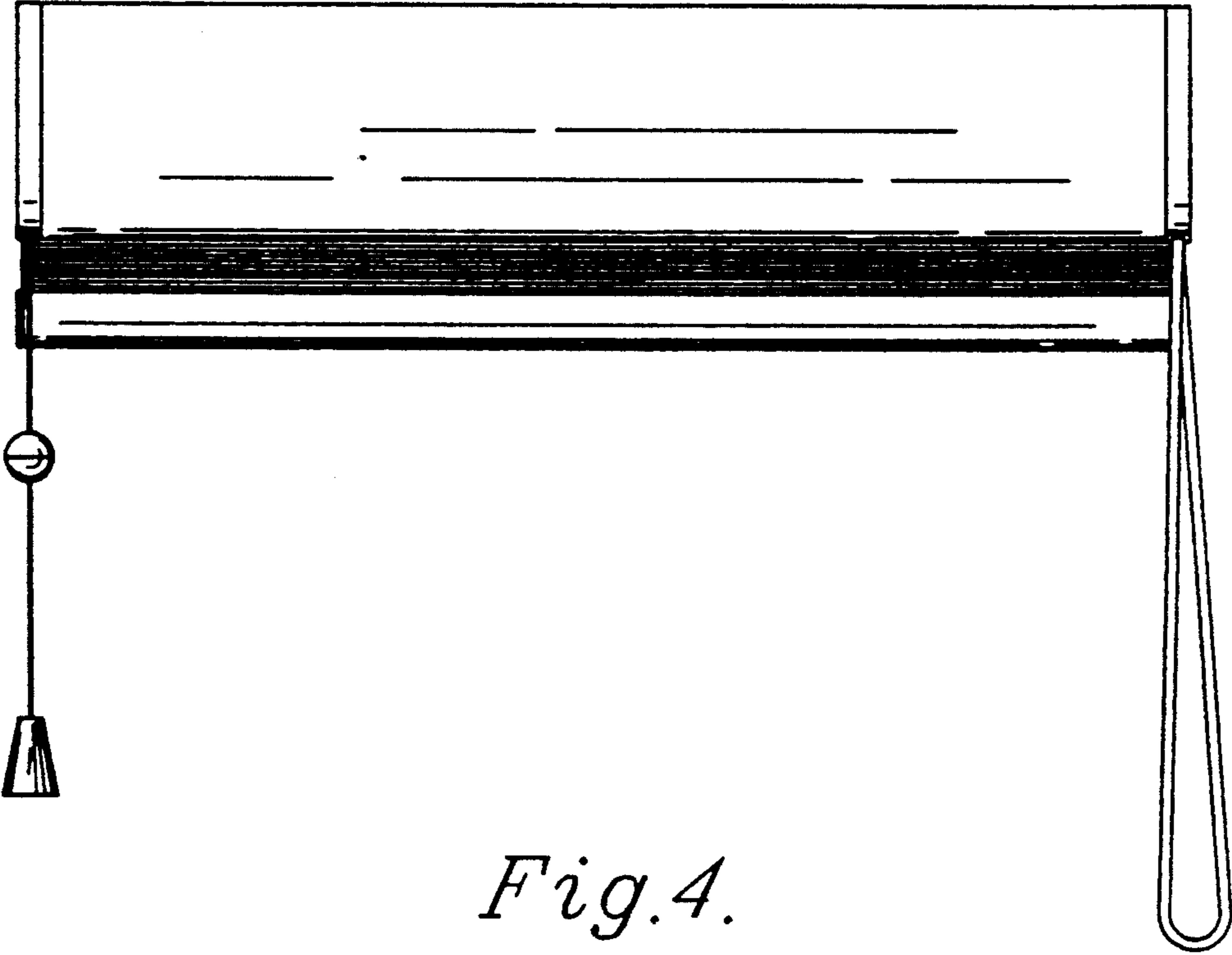


Fig.4.




Fig.5.




Fig.6.




Fig.7.

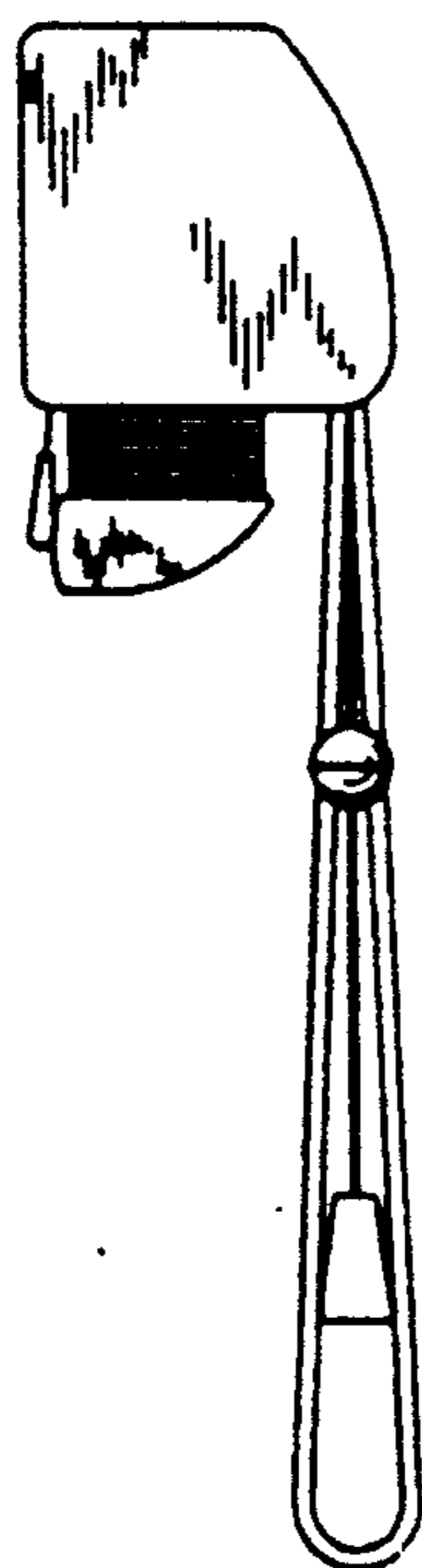


Fig.8.

