



US00D348362S

United States Patent [19]

[11] Patent Number: **Des. 348,362**

Natuzzi et al.

[45] Date of Patent: **** Jul. 5, 1994**

[54] SEAT

[75] Inventors: **Pasquale Natuzzi**, Santeramo In Colle; **Giulio Riboldi**, Briosco, both of Italy

[73] Assignee: **Industrie Natuzzi Spa**, Bari, Italy

[**] Term: **14 Years**

[21] Appl. No.: **926,840**

[22] Filed: **Aug. 7, 1992**

[52] U.S. Cl. **D6/381; D6/334**

[58] Field of Search **D6/334, 335, 336, 364, D6/371, 381, 500, 501, 502; 297/232**

[56] References Cited

U.S. PATENT DOCUMENTS

D. 81,095	5/1930	Havel	D6/381
D. 86,100	1/1932	Anderson	D6/381
D. 90,917	10/1933	Lane	D6/381
D. 246,143	10/1977	Nash	D6/381
D. 246,684	12/1977	Nash	D6/381

OTHER PUBLICATIONS

Interiors, Apr. 1978, p. 19, Condi Ad, sofa shown.
 Waynline, Jan. 1982, sofa #605/810 at right.
 Waynline, Jul. 1985, sofa #674/810 at right.
 Waynline, Jul. 1988, sofa #649/810 at right.
The World Of Bob Timberlake, Lexington Furniture Industries, 1991.
 Natuzzi, Model No. 172 Apr. 1986 at International Home Furnishings Market in High Point, N.C.

Natuzzi, Model No. 622/623 Oct. 1988 at International Home Furnishings Market in High Point, N.C.
 Natuzzi, Model No. 768 Apr. 1990 at International Home Furnishings Market in High Point, N.C.
 Natuzzi, Model No. 802 Oct. 1990 at International Home Furnishings Market in High Point, N.C.
 Natuzzi, Model No. 821 Apr. 1991 at International Home Furnishings Market in High Point, N.C.
 Natuzzi, Model No. 828 Apr. 1991 at International Home Furnishings Market in High Point, N.C.

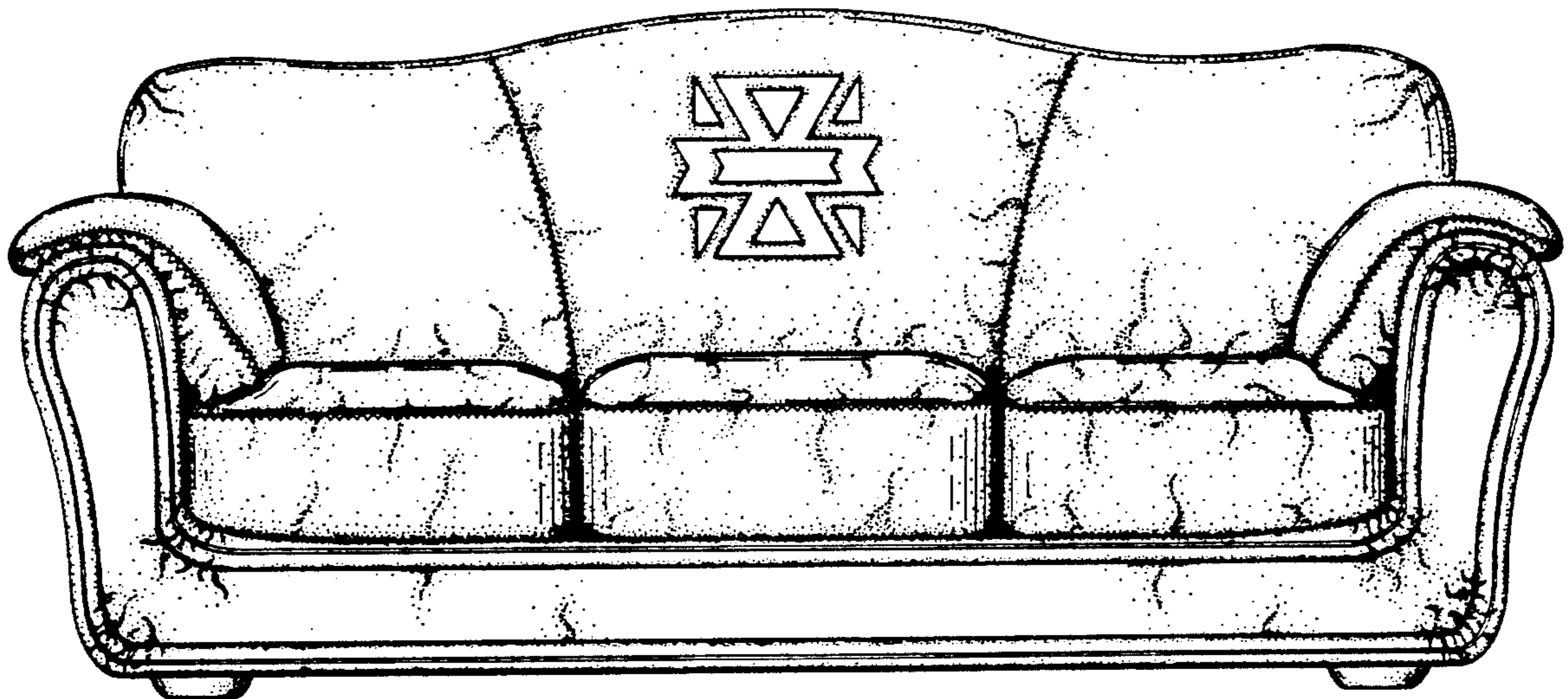
Primary Examiner—Nelson C. Holtje
Assistant Examiner—Gary D. Watson
Attorney, Agent, or Firm—Bell, Seltzer, Park & Gibson

[57] CLAIM

The ornamental design for a seat, as shown and described.

DESCRIPTION

FIG. 1 is a front elevational view of a seat showing our new design in the form of a sofa;
 FIG. 2 is a right side elevational view of FIG. 1, the left side being a mirror image thereof;
 FIG. 3 is an enlarged fragmentary view of FIG. 1;
 FIG. 4 is a front elevational view of a seat showing a second embodiment of our new design;
 FIG. 5 is an enlarged fragmentary view of FIG. 4;
 FIG. 6 is a right side elevational view of FIG. 4, the left side being a mirror image thereof;
 FIG. 7 is a top plan view of FIG. 4; and,
 FIG. 8 is a front elevational view of a seat showing our new design in the form of an armchair.
 The rear view is plain and unornamented.



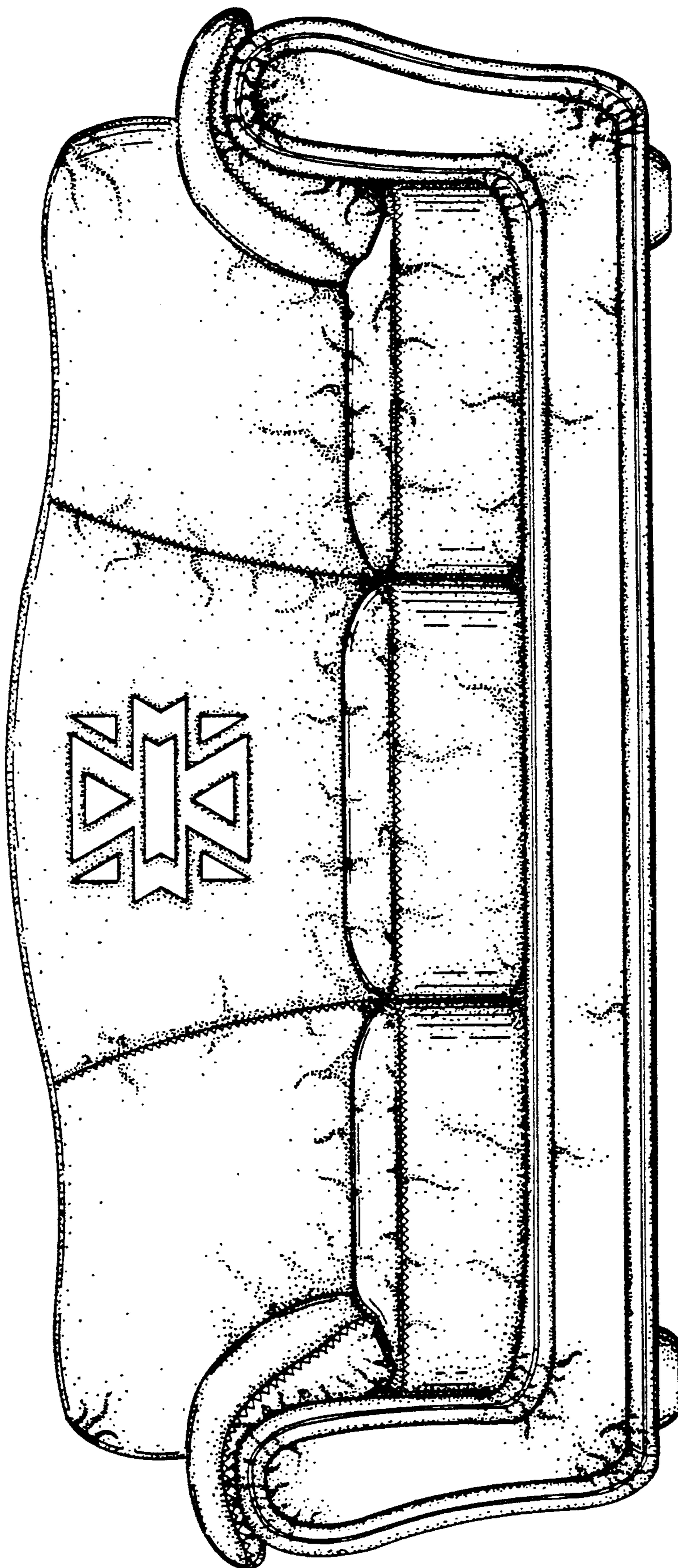


FIG. 1.

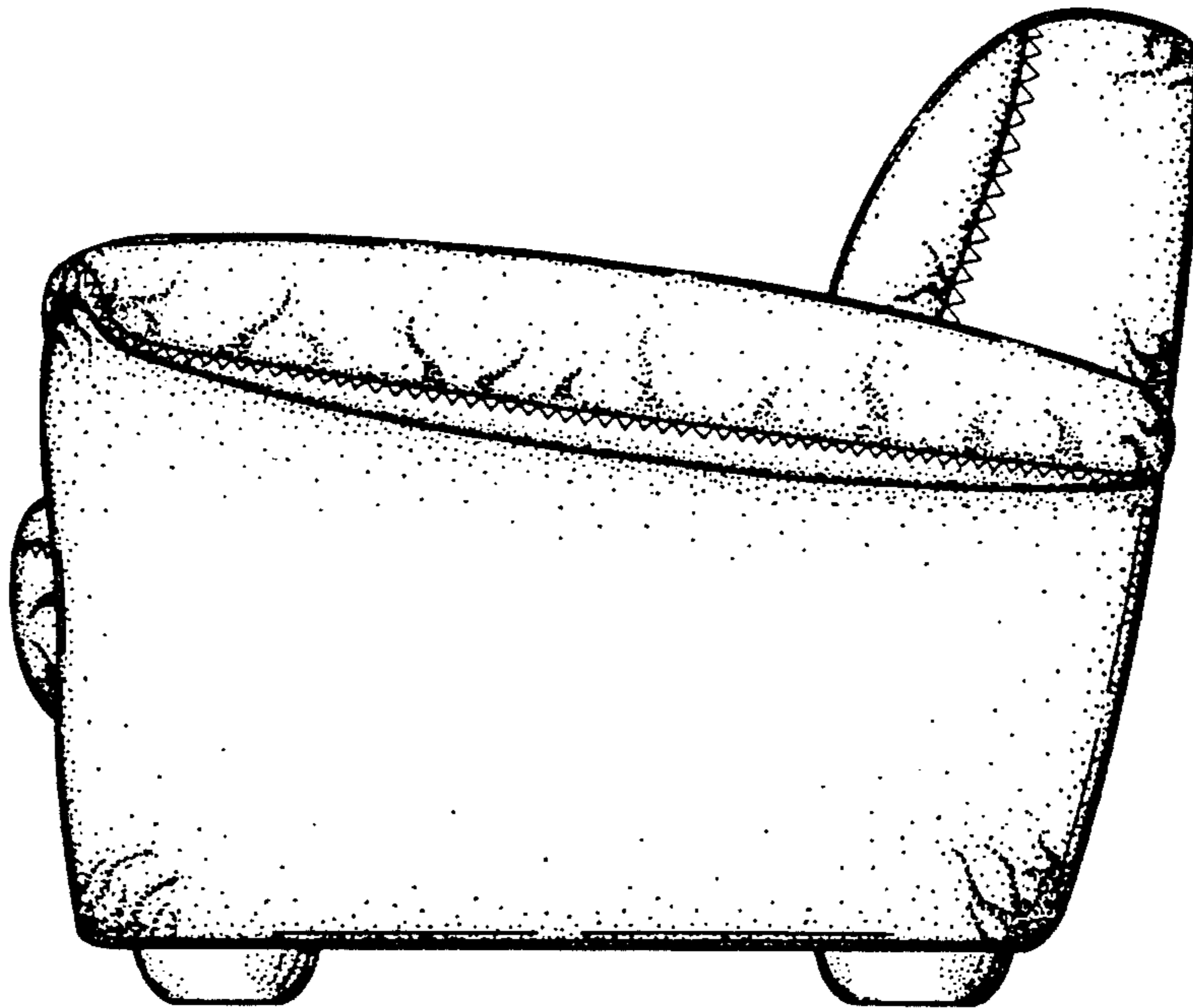


FIG. 2.




FIG. 3.

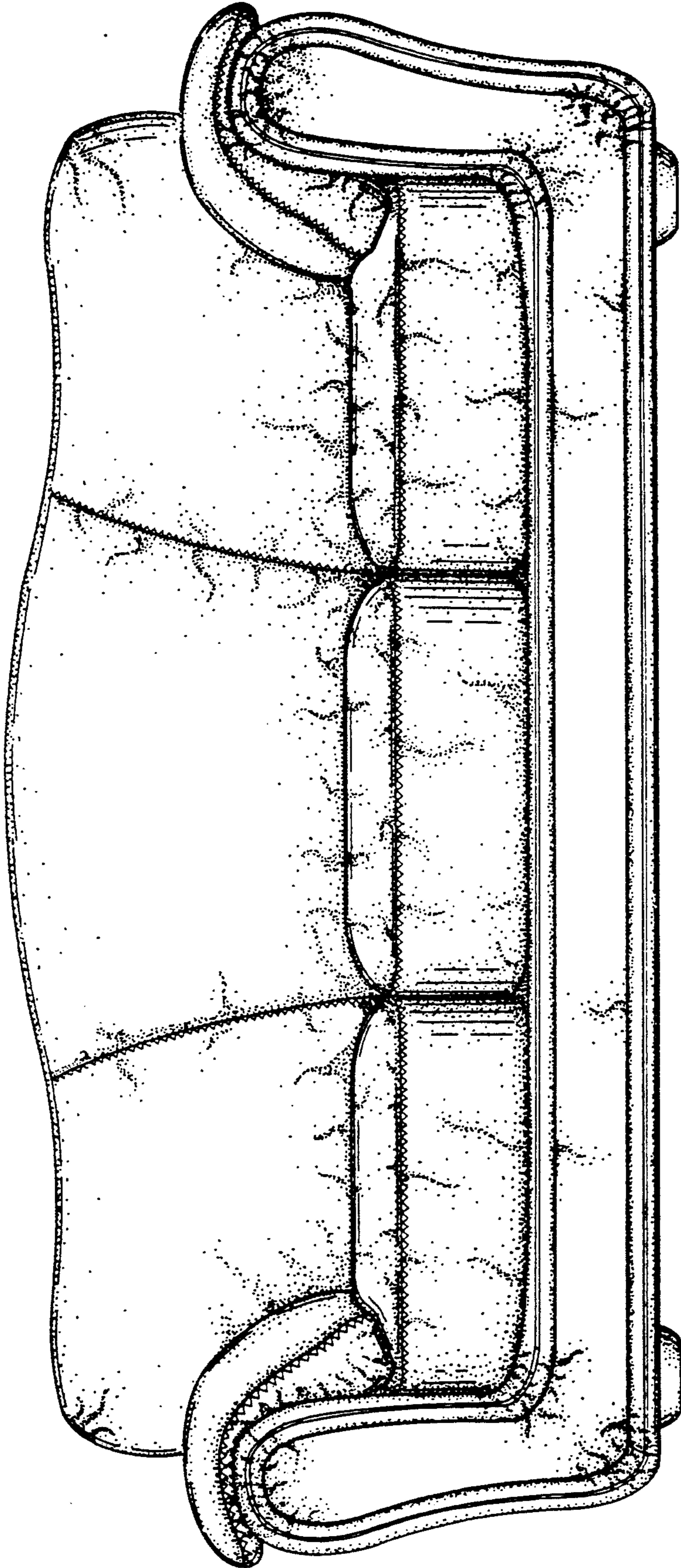


FIG. 4.

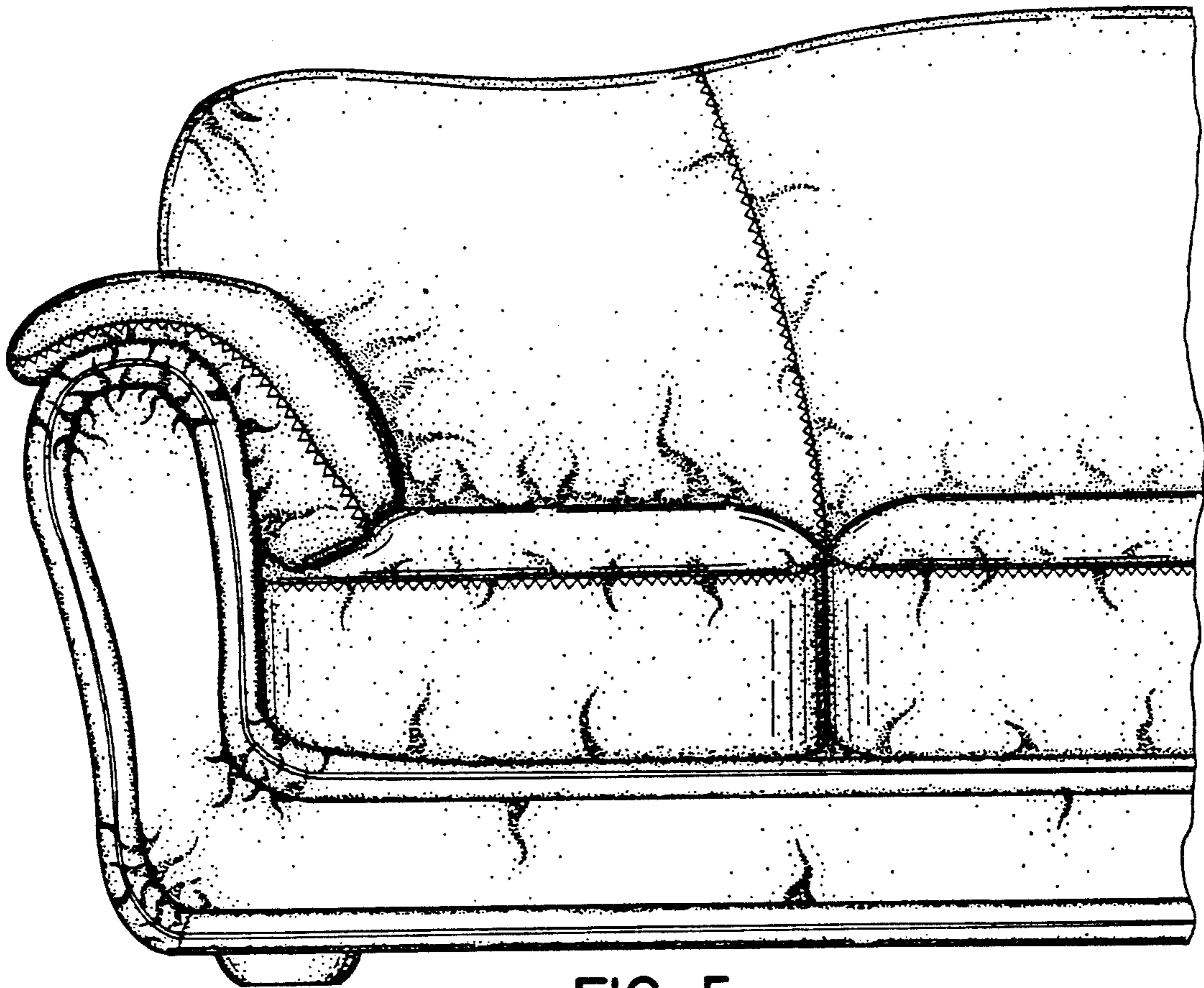


FIG. 5.

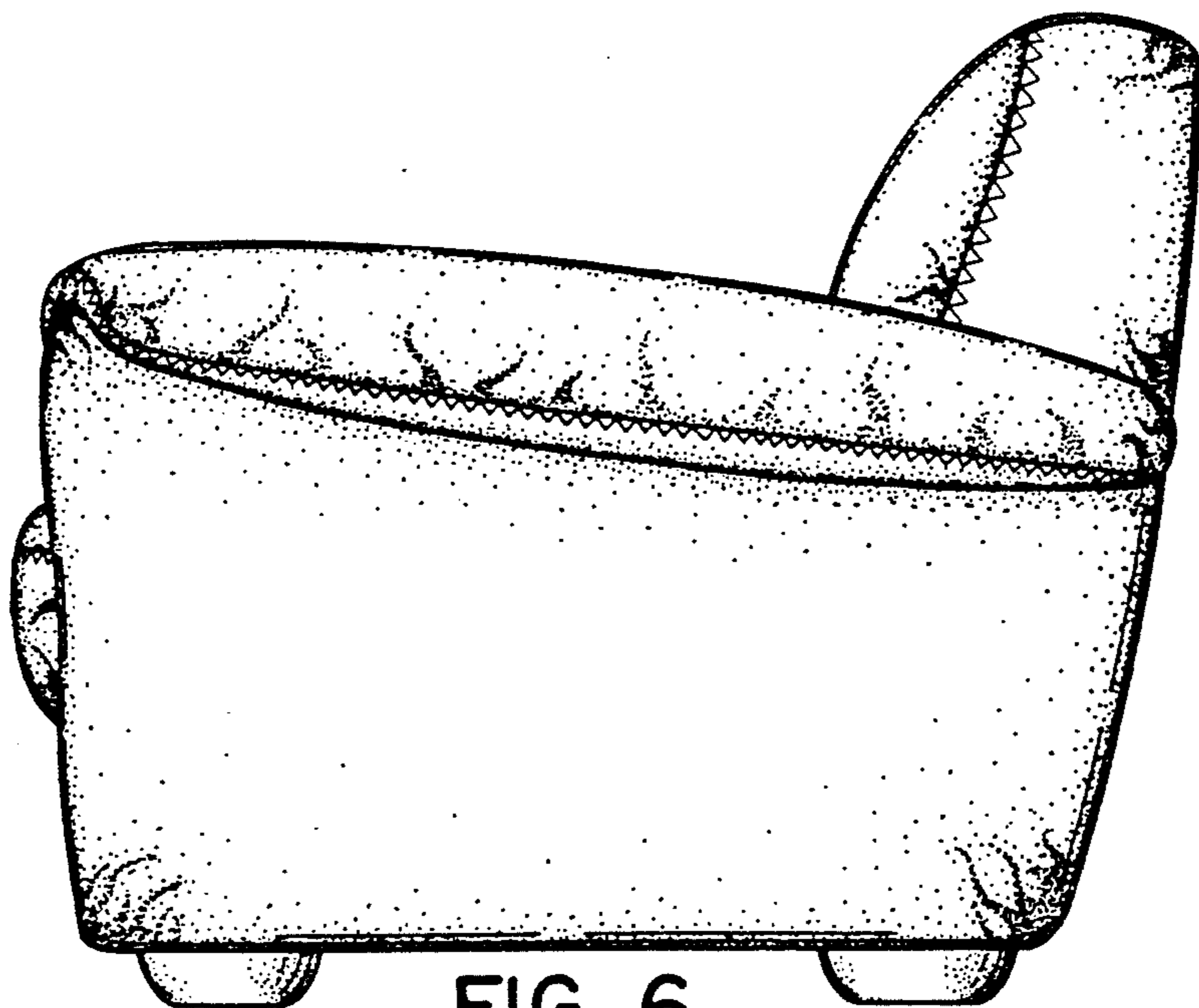


FIG. 6.

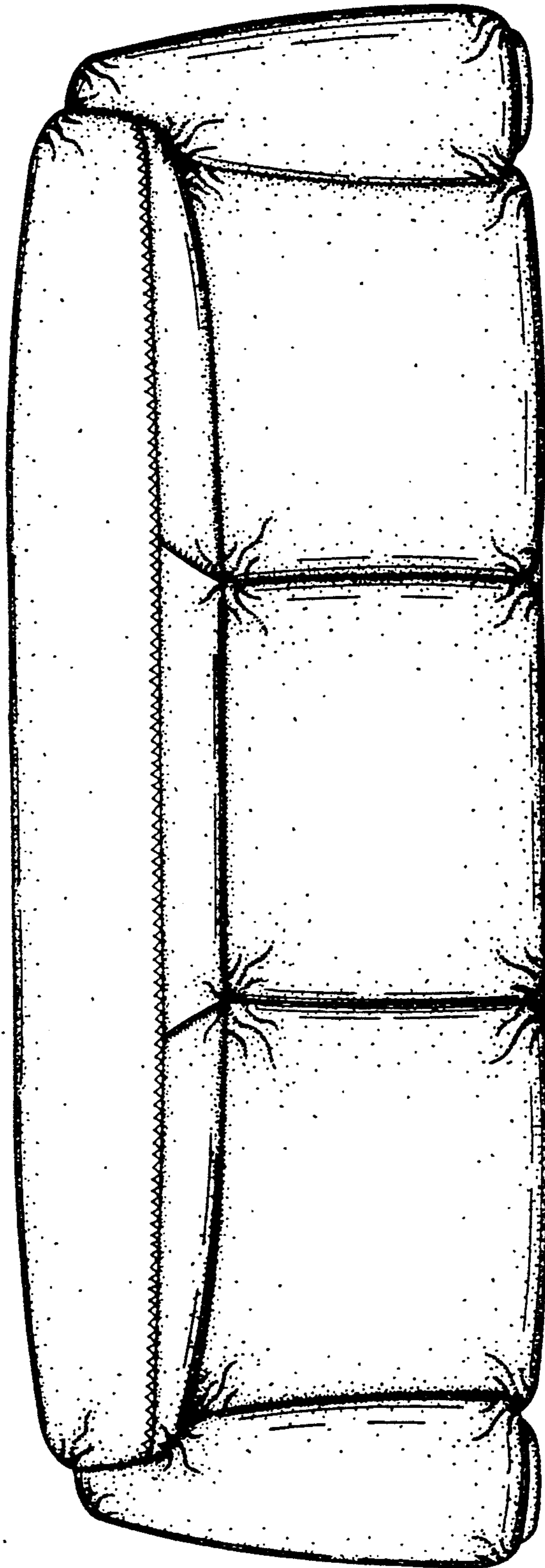


FIG. 7.




FIG. 8.