



US00D348353S

United States Patent [19]

McDonald

[11] Patent Number: **Des. 348,353**

[45] Date of Patent: **** Jul. 5, 1994**

[54] **SHOE UPPER**

[75] Inventor: **Steven C. McDonald**, Portland, Oreg.

[73] Assignee: **Nike, Inc.**, Beaverton, Oreg.

[**] Term: **14 Years**

[21] Appl. No.: **13,627**

[22] Filed: **Sep. 17, 1993**

[52] U.S. Cl. **D2/969; D2/924**

[58] Field of Search **D2/896, 902, 903, 907, D2/919, 922, 924, 969; 36/10, 11, 45, 83, 84, 89, 112-114, 132, 136**

Nike Fall '92 catalog, published Dec. 1991, pp. 18, 52, 110, 112.

Nike Spring '92 catalog, published May 1991, pp. 22, 94, 96.

Nike Fall '91 catalog, published Dec. 1990, pp. 22, 72, 98, 100, 102, 126.

Nike Spring '91 catalog, published Jun. 1990, pp. 78, 90, 92, 94, 142.

Nike Fall '90 catalog, published Dec. 1989, pp. 4, 16, 24, 70, 94, 96.

Nike Spring '90 catalog, published Jun. 1989, pp. 6, 16, 86, 96, 130.

Nike Fall '89 catalog, published Dec. 1988, pp. 4, 16, 36, 56, 64, 78, 80, 82.

Nike Spring '89 catalog, published Jun. 1988, pp. 84, 86, 88, 92.

Nike Fall '88 catalog, published Dec. 1987, pp. 70, 86.

[56] **References Cited**

U.S. PATENT DOCUMENTS

D. 95,427	4/1935	Hoffenberg	D2/924
D. 114,606	5/1939	Wales	D2/924
D. 135,866	6/1943	Sandler	.	
D. 147,381	8/1947	Sandler	D2/924
D. 170,782	11/1953	Wegner	D2/896 X
D. 206,222	11/1966	Mostile	.	
D. 229,900	1/1974	Powers	.	
D. 244,727	6/1977	Borri	.	
D. 251,158	2/1979	Edmonds	.	
D. 265,521	7/1982	Vermont	D2/908
D. 293,270	12/1987	Radford	.	
D. 323,922	2/1992	Emmert	.	
D. 326,177	5/1992	Miller et al.	D2/903
D. 335,570	5/1993	Hatfield et al.	D2/969
D. 336,767	6/1993	Hatfield et al.	D2/969
288,127	11/1883	Shepard	.	
4,619,058	10/1986	Gumbert	36/102

OTHER PUBLICATIONS

- Nike Fall '93 catalog, published Dec. 1992, p. 46.
- Nike Holiday '93 catalog, published Mar. 1993, p. 20.
- Nike Spring '93 catalog, published Jun. 1992, p. 50.

Primary Examiner—Louis S. Zarfaz
Attorney, Agent, or Firm—Banner, Birch, McKie & Beckett

[57] **CLAIM**

The ornamental design for a shoe upper, as shown and described.

DESCRIPTION

FIG. 1 is an elevational view of one side of a shoe upper showing my new design;
 FIG. 2 is an elevational view of the other side of a shoe upper as shown in FIG. 1;
 FIG. 3 is a front elevational view of a shoe upper as shown in FIG. 1;
 FIG. 4 is a rear elevational view of a shoe upper as shown in FIG. 1; and,
 FIG. 5 is a top plan view thereof.
 The broken line showing of a shoe sole in FIGS. 1-4 is for illustrative purposes and forms no part of the claimed design.




FIG. 1

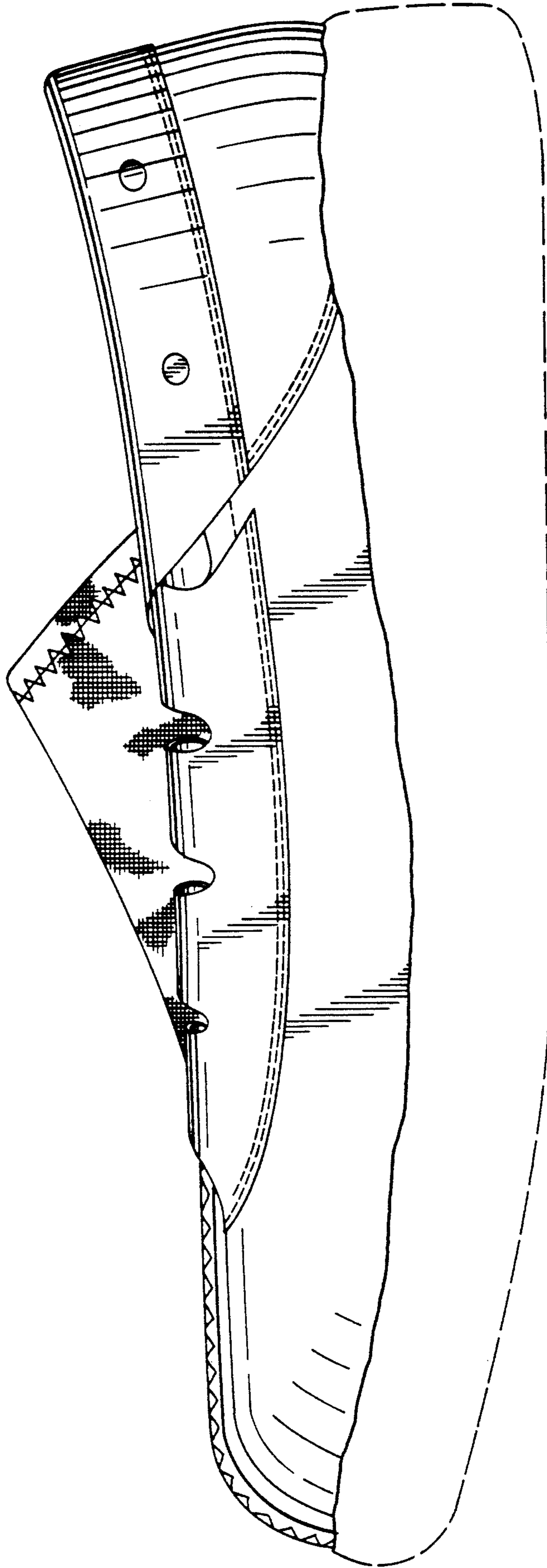


FIG. 2

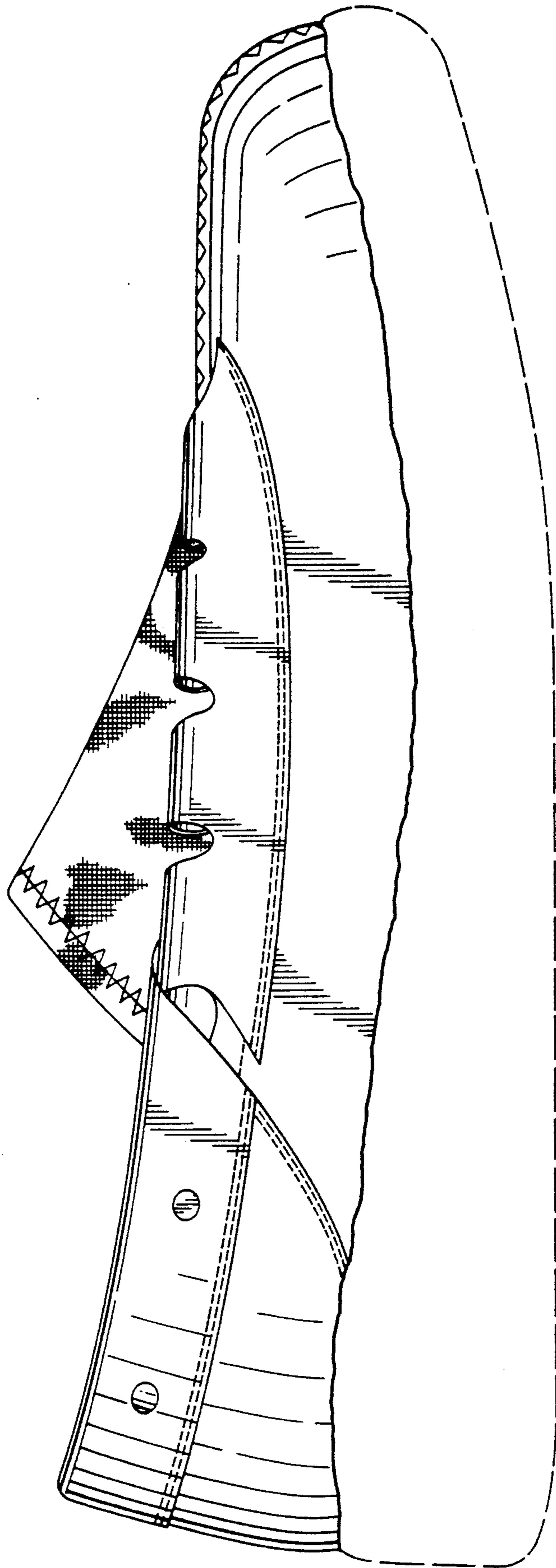


FIG. 4

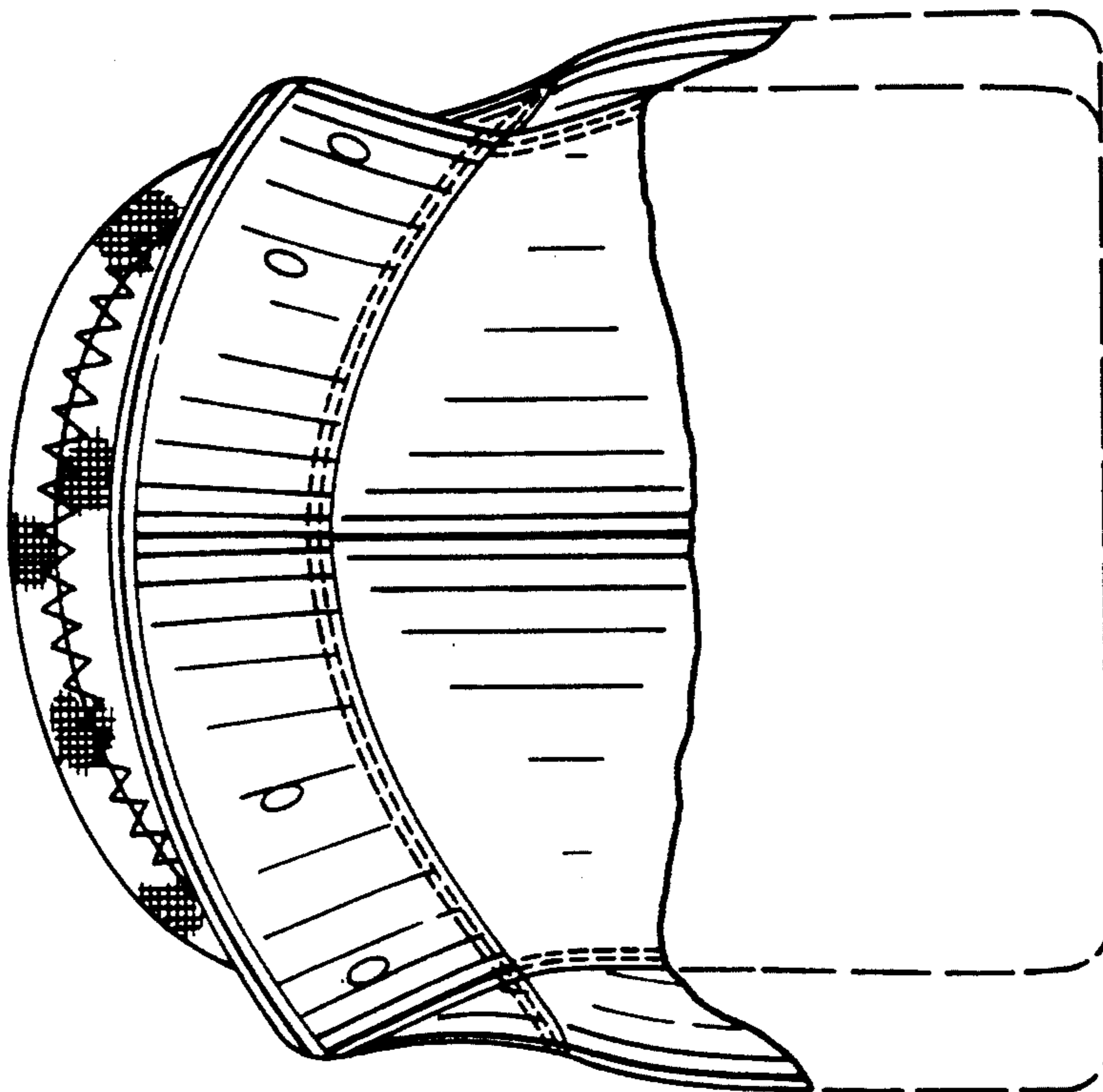


FIG. 3

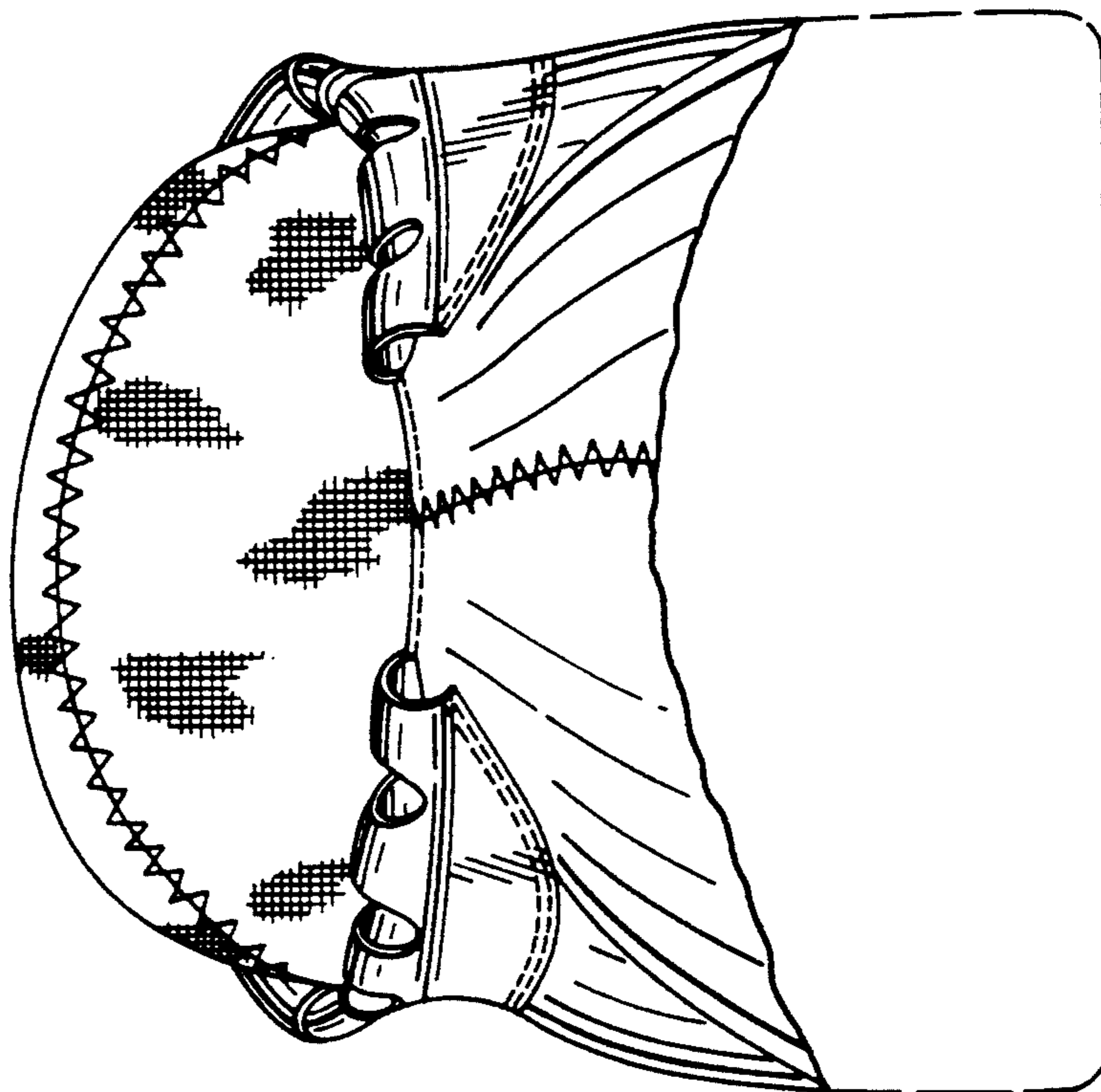


FIG. 5

