



US00D348351S

United States Patent [19]

[11] Patent Number: **Des. 348,351**

Orzeck

[45] Date of Patent: **** Jul. 5, 1994**

[54] **SHOE UPPER**

[75] Inventor: **Tory P. Orzeck, Portland, Oreg.**

[73] Assignee: **Nike, Inc., Beaverton, Oreg.**

[**] Term: **14 Years**

[21] Appl. No.: **9,025**

[22] Filed: **Jun. 3, 1993**

[52] U.S. Cl. **D2/969; D2/909; D2/924**

[58] Field of Search **D2/264, 265, 268, 269, D2/308-314, 969, 909, 924; 36/45, 50.1, 83, 84, 89, 100-107, 112-114, 132, 136**

[56] **References Cited**

U.S. PATENT DOCUMENTS

D. 135,866	5/1943	Sandler .	
D. 223,481	4/1972	Nadler	D2/268
D. 227,419	6/1973	Lachmayr	D2/268
D. 229,251	11/1973	Askew .	
D. 281,458	11/1985	Roberts et al.	D2/313
D. 310,292	9/1990	Selbiger .	
D. 325,810	5/1992	Morris et al. .	
D. 326,177	5/1992	Miller et al.	D2/265
D. 328,516	8/1992	Hatfield et al.	D2/314
D. 335,570	5/1993	Hatfield et al.	D2/314
D. 338,995	9/1993	Snell	D2/310
288,127	11/1883	Shepard .	
1,716,346	4/1928	Rice .	
4,169,324	10/1979	Gibbs	36/83
4,619,058	10/1986	Gumbert	36/102

OTHER PUBLICATIONS

Fall '89 Nike catalog, published Dec. 1988, p. 84.

Spring '89 Nike catalog, published Jun. 1988, p. 88.
Fall '91 Nike catalog, published Dec. 1990, p. 100.
Fall '90 Nike catalog, published Dec. 1989, pp. 98, 96.
Spring '90 Nike catalog, published Jun. 1989, p. 96.
Spring '91 Nike catalog, published Jun. 1990, p. 90.
Fall '92 Nike catalog, published Dec. 1991, p. 52.
Spring '92 Nike catalog, published May 1991, pp. 94, 96.
Spring '93 Nike catalog, published Jun. 1992, p. 50.

Primary Examiner—Louis S. Zarfes
Attorney, Agent, or Firm—Banner, Birch, McKie & Beckett

[57] **CLAIM**

The ornamental design for a shoe upper, as shown and described.

DESCRIPTION

FIG. 1 is an elevational view of one side of a shoe upper showing my new design;
FIG. 2 is an elevational view of the other side of a shoe upper as shown in FIG. 1;
FIG. 3 is a rear elevational view of a shoe upper as shown in FIG. 1;
FIG. 4 is a front elevational view of a shoe upper as shown in FIG. 1;
FIG. 5 is a top plan view thereof;
FIG. 6 is an elevational view of one side of a shoe upper showing a second embodiment of my new design;
FIG. 7 is a rear elevational view of a shoe upper as shown in FIG. 6; and,
FIG. 8 is a top plan view of a shoe upper as shown in FIG. 6.
The broken line showing of a shoe sole in FIGS. 1-4, 6 and 7 is for illustrative purposes and forms no part of the claimed design.

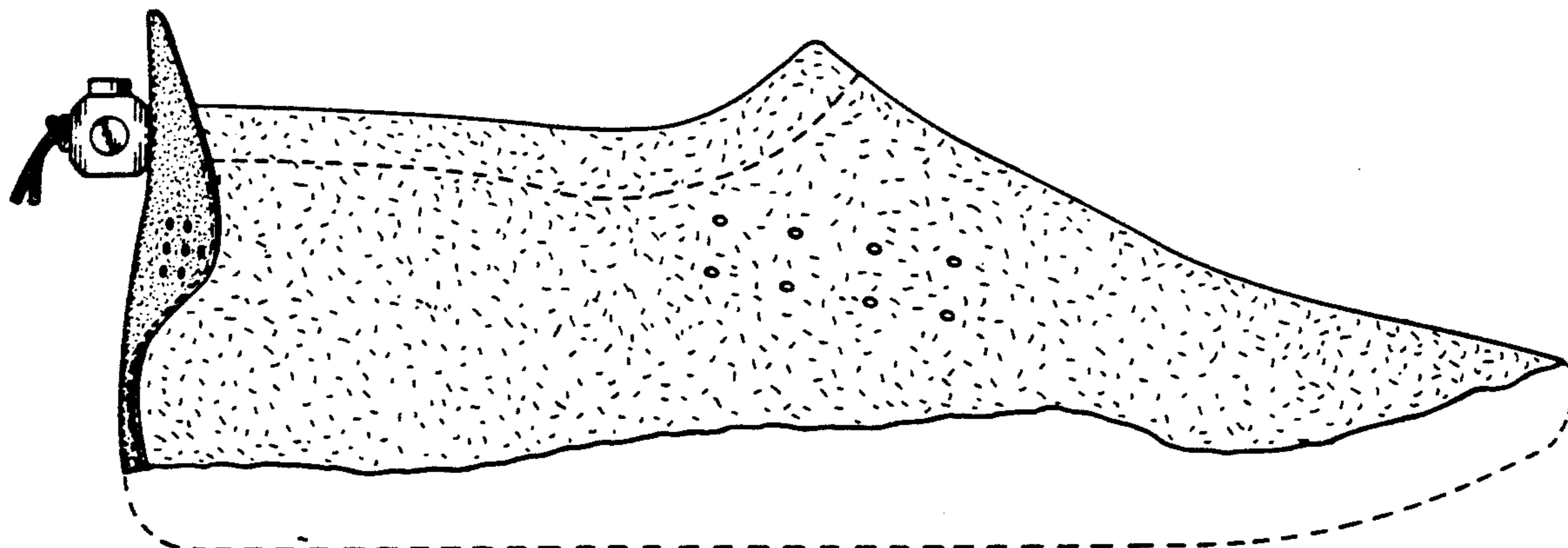
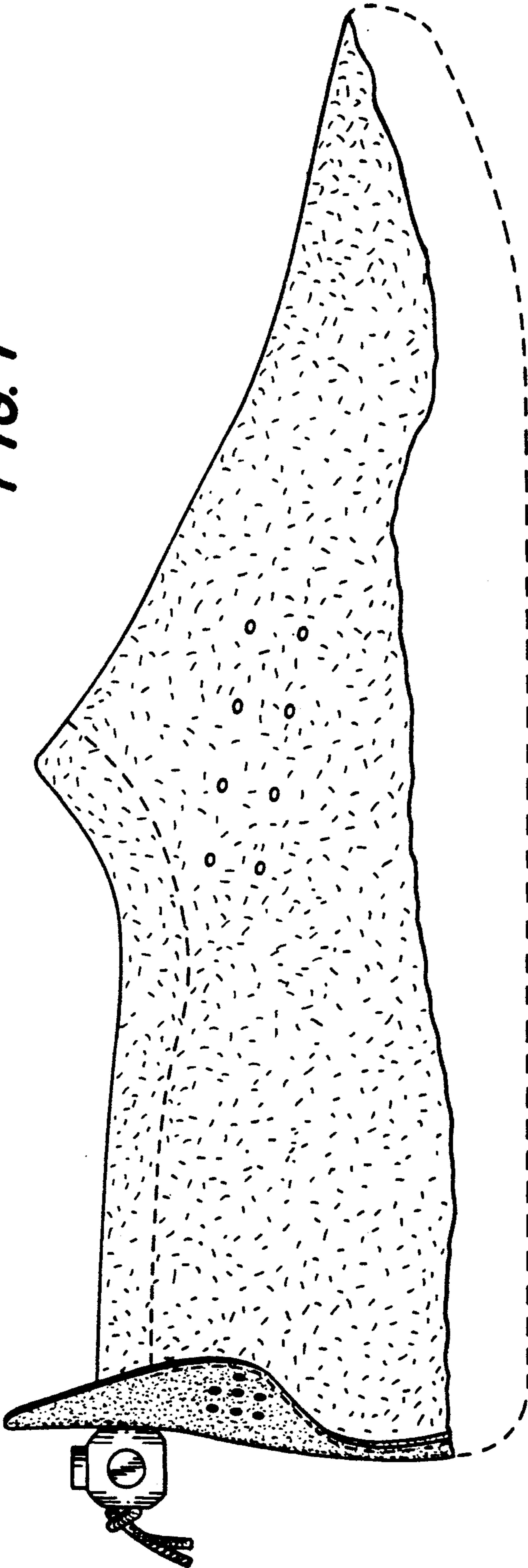


FIG. 1



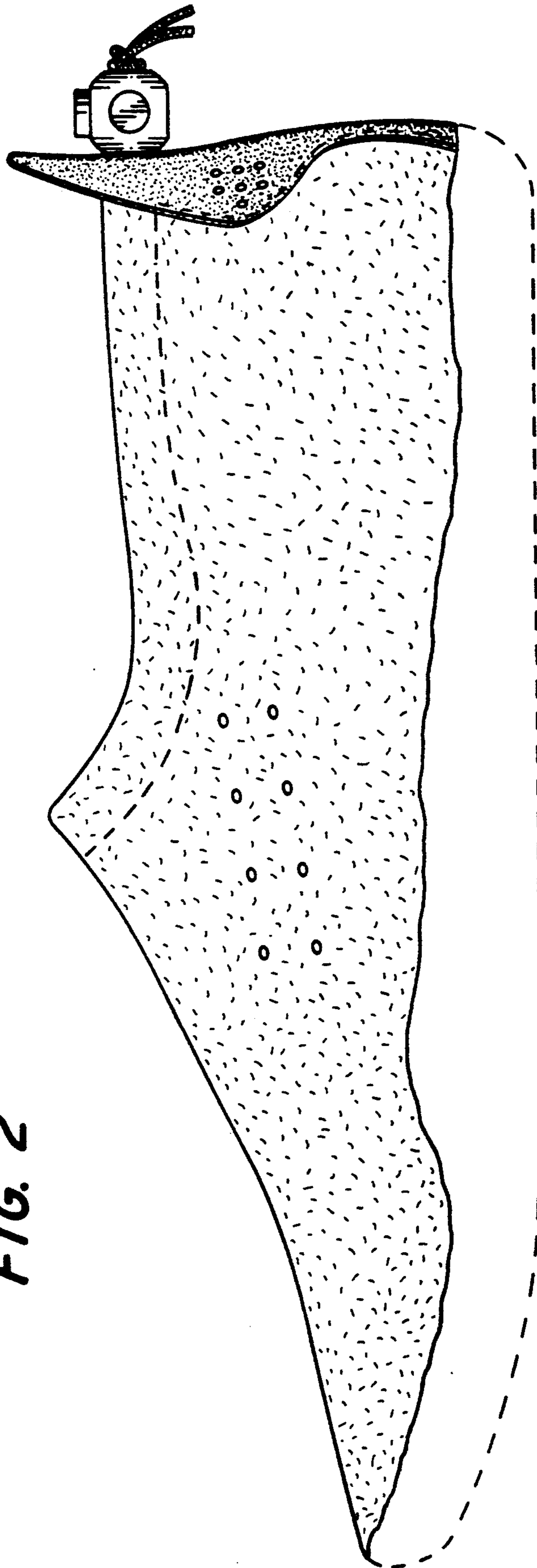


FIG. 2

FIG. 3

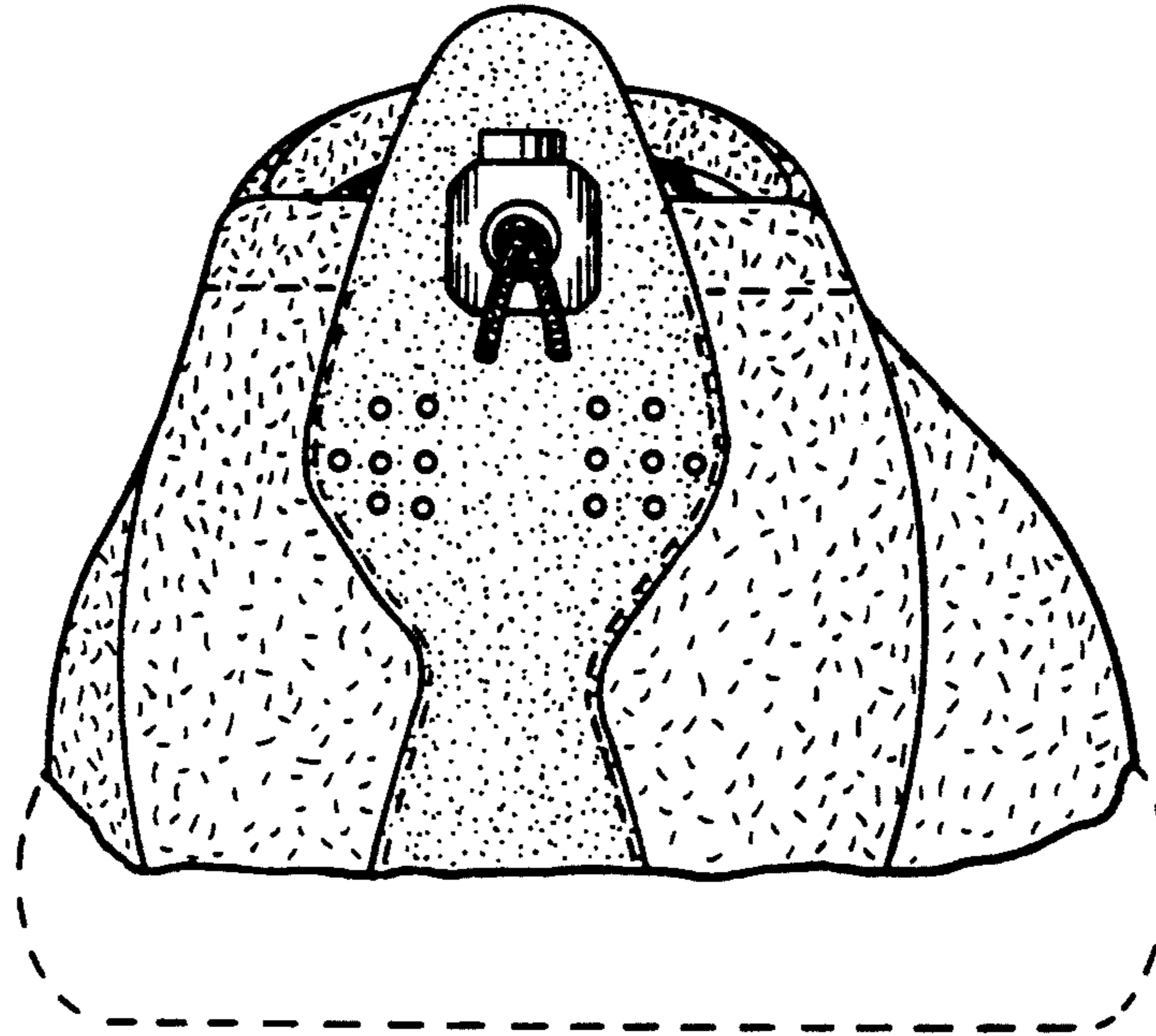


FIG. 4

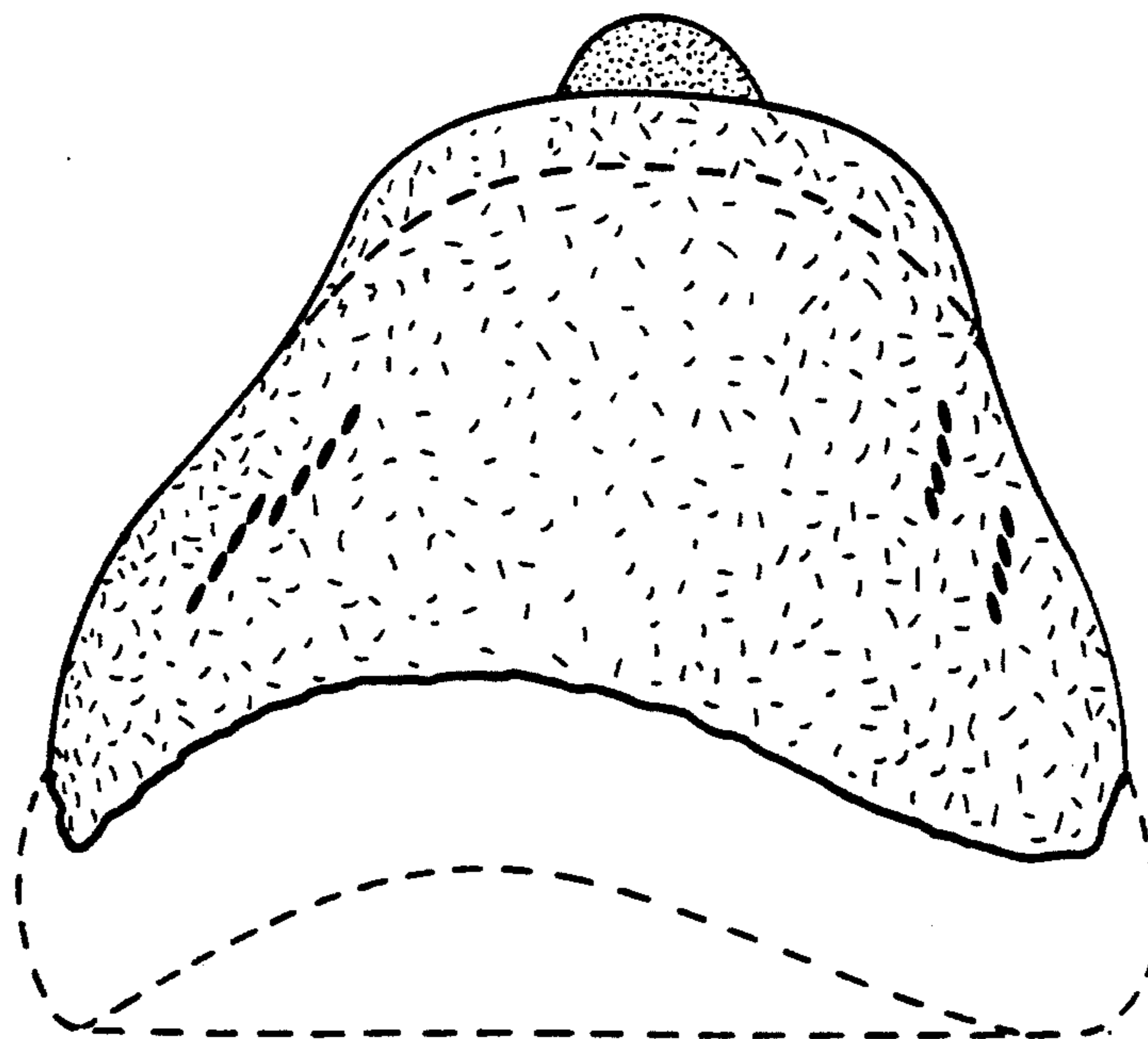


FIG. 5

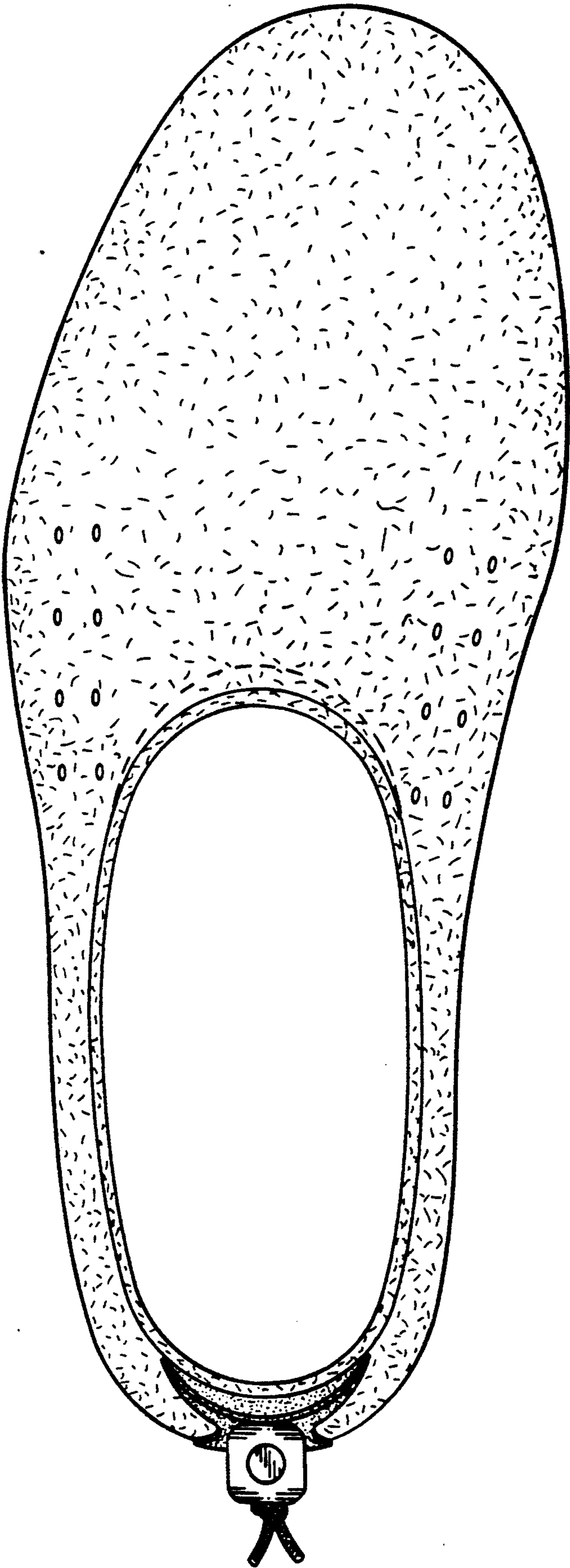


FIG. 6

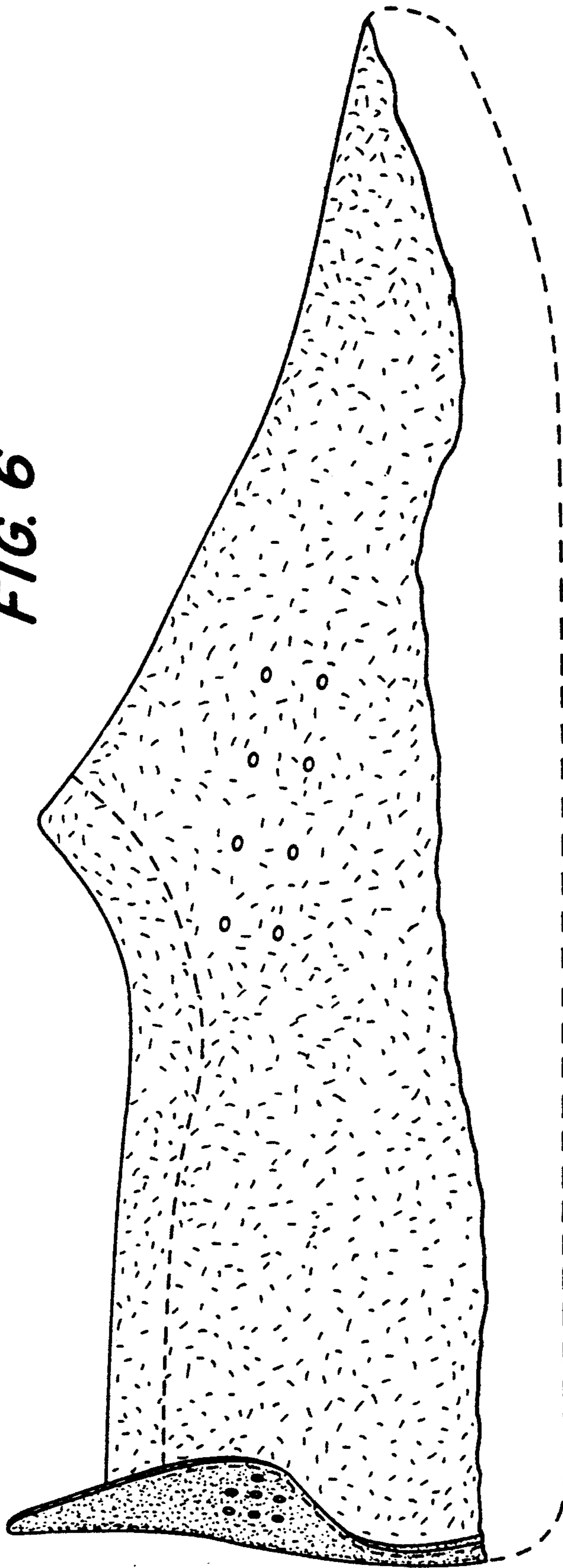


FIG. 7

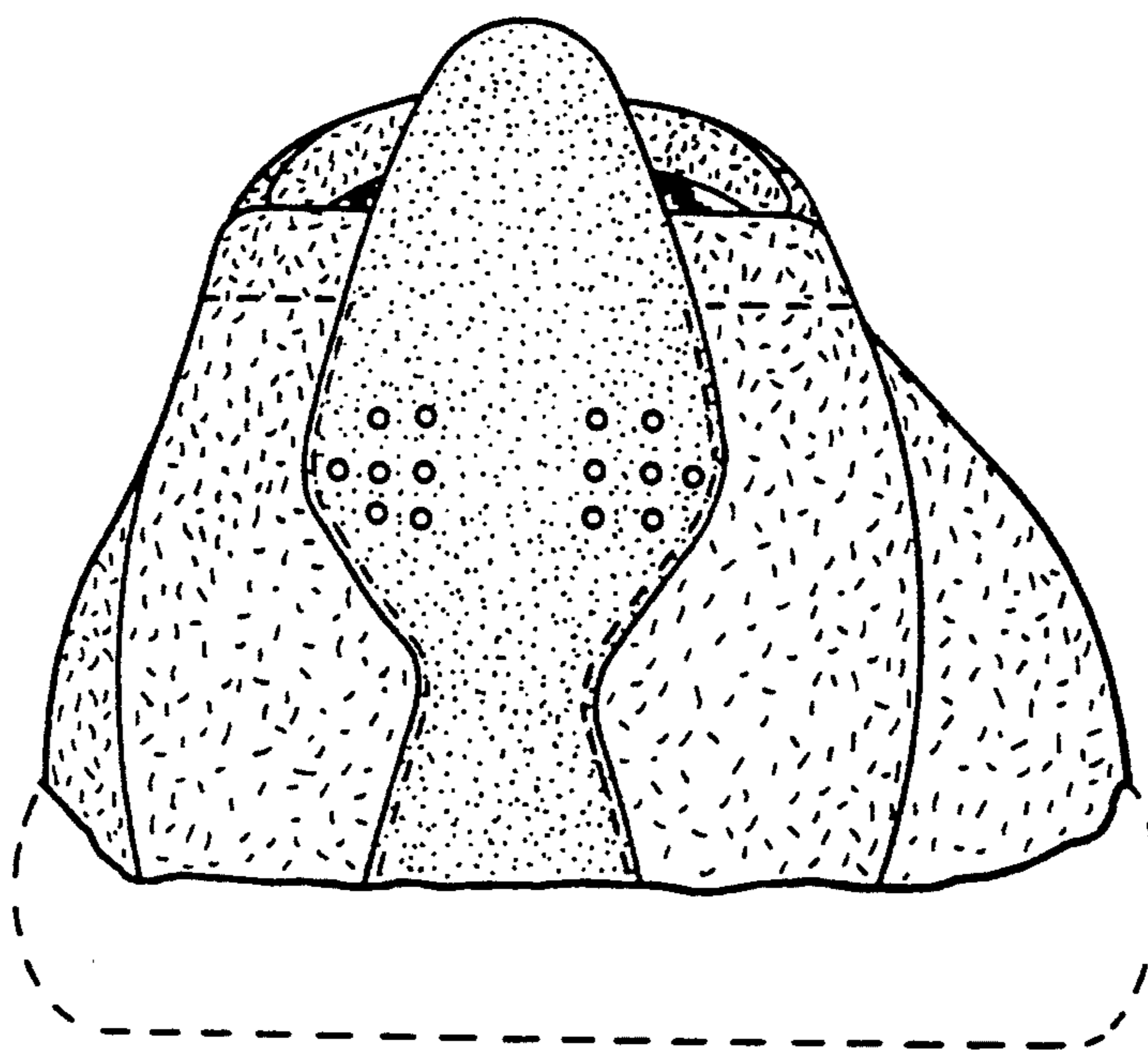


FIG. 8

