



US00D348330S

United States Patent [19]

[11] Patent Number: **Des. 348,330**

Marrese

[45] Date of Patent: **** Jun. 28, 1994**

[54] **HAIRBAND**

[75] Inventor: **Maureen Marrese, New York, N.Y.**

[73] Assignee: **Rapparama, Inc., New York, N.Y.**

[**] Term: **14 Years**

[21] Appl. No.: **1,370**

[22] Filed: **Nov. 12, 1992**

[52] U.S. Cl. **D28/41**

[58] Field of Search **132/273, 275; 428/4; D28/39-43; D11/3, 4**

[56] **References Cited**

U.S. PATENT DOCUMENTS

D. 131,600	3/1942	Holden	D28/41
D. 158,103	4/1950	Kuenstner	D28/41
D. 167,553	8/1952	Behr	D28/41
D. 221,115	7/1971	Solomon	D28/41
D. 292,030	9/1987	Revson	D28/41
D. 313,036	1/1991	Malouf	D28/41
D. 315,036	2/1991	Leopold	D28/41
D. 315,226	3/1991	Revson	D28/41
537,542	4/1895	Moore	132/275
2,668,547	2/1954	Wille	D28/41 X
2,805,673	9/1957	Solomon	132/275
2,945,500	7/1960	Bolinger	.	
3,099,271	7/1963	Dubelier	.	
5,044,385	9/1991	Rhodes	132/273
5,144,696	9/1992	Kahl	2/193 X
5,156,171	10/1992	Goodman	132/200
5,170,509	12/1992	Leopold	2/199

FOREIGN PATENT DOCUMENTS

13610 5/1903 Austria 428/4

OTHER PUBLICATIONS

Hong Kong Enterprise Oct. 1990, p. 394 fourth row, item AW/1061; and p. 415, second row: #3254 and 3121.

Primary Examiner—Bernard Ansher

Assistant Examiner—C. Tuttle

Attorney, Agent, or Firm—Curtis, Morris & Safford

[57] **CLAIM**

The ornamental design for a hairband, as shown and described.

DESCRIPTION

FIG. 1 is a top plan view of a hairband showing my new design, the undisclosed bottom following the contours of the portions shown except for irregularities in the fabric gathers;

FIG. 2 is a side elevational view thereof, the opposite side following the contours of the portions shown;

FIG. 3 is an end elevational view thereof, the end opposite following the contours of the portions shown;

FIG. 4 is a perspective view shown in an alternate, folded condition;

FIG. 5 is a perspective view thereof, shown in use; and, FIG. 6 is a further perspective view thereof, showing an alternate use.

The broken line showing of the human form in FIGS. 5 and 6 is for illustrative purposes only and forms no part of the claimed design.




FIG. 1




FIG. 2




FIG. 3

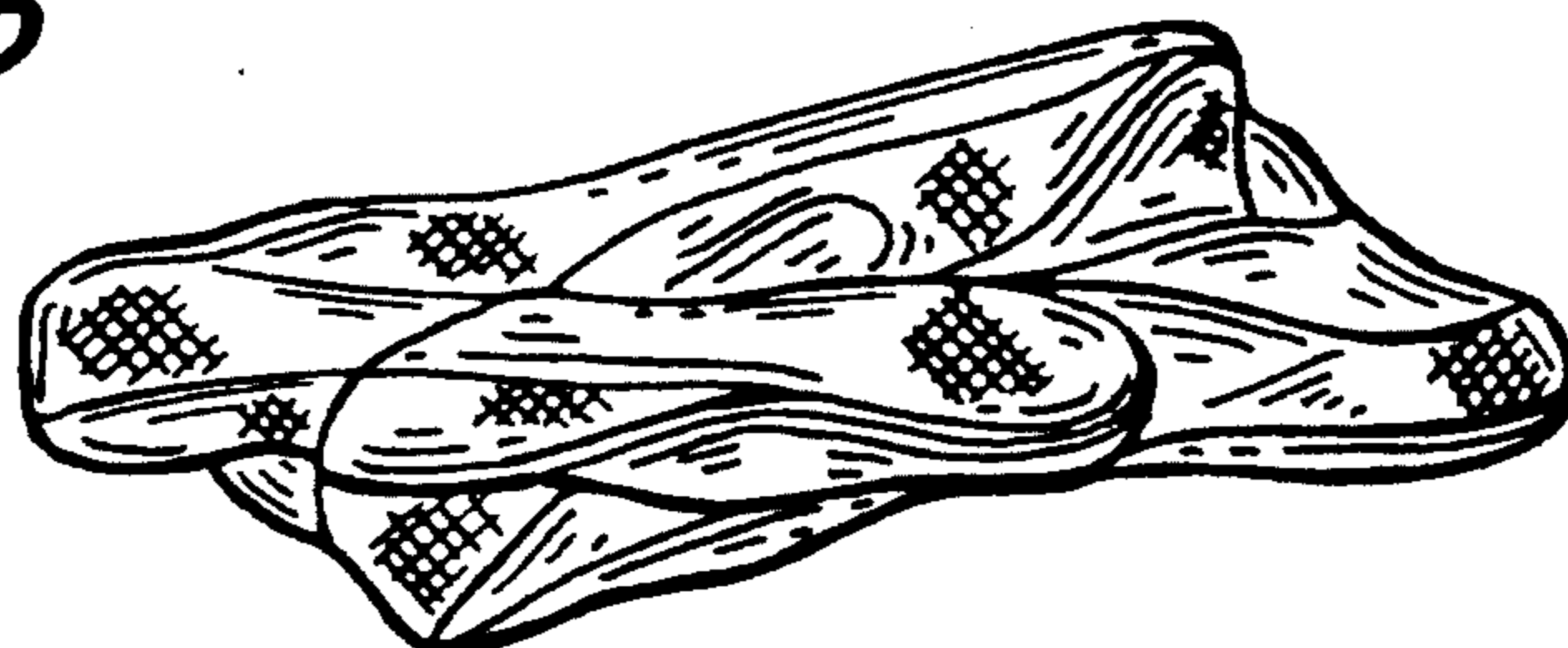


FIG. 4




FIG. 5

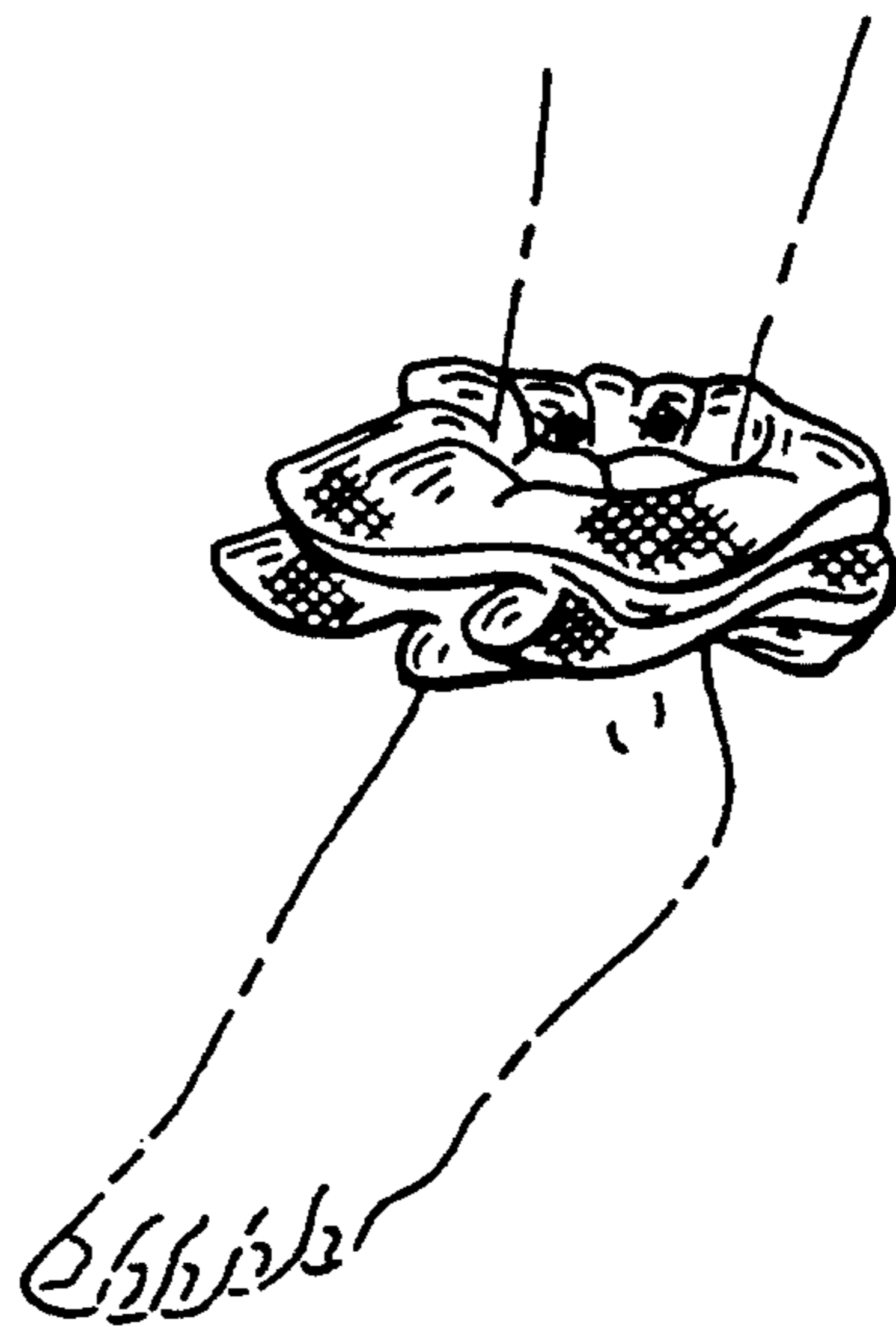


FIG. 6

