



US00D348322S

**United States Patent** [19]  
**Segill et al.**

[11] **Patent Number: Des. 348,322**  
[45] **Date of Patent: \*\* Jun. 28, 1994**

[54] **CHANDELIER**

[56]

**References Cited**

**U.S. PATENT DOCUMENTS**

[75] **Inventors:** William Segill, Newton; Mark E. Segill, Framingham; Michael Dangelo, Seekonk; Jeffrey H. Pocock, Medfield, all of Mass.

D. 79,425 9/1929 Hellvik ..... D26/81  
D. 79,814 11/1929 Hoch ..... D26/81  
D. 82,415 11/1930 Bohl ..... D26/81  
2,804,542 8/1957 Siegel ..... 365/405

**OTHER PUBLICATIONS**

[73] **Assignee:** American Lighting Fixture Corp., Taunton, Mass.

Americana Colonial Lighting Catalog, 1964, p. 3 Chandelier #P-0556-7.  
Home Lighting & Accessories, Oct. 1989, p. 91, Chandelier.

[\*] **Notice:** The portion of the term of this patent subsequent to Aug. 24, 2007 has been disclaimed.

*Primary Examiner*—Susan J. Lucas  
*Attorney, Agent, or Firm*—John L. Welch

[\*\*] **Term:** 14 Years

[57]

**CLAIM**

The ornamental design for a chandelier, as shown and described.

[21] **Appl. No.:** 930,757

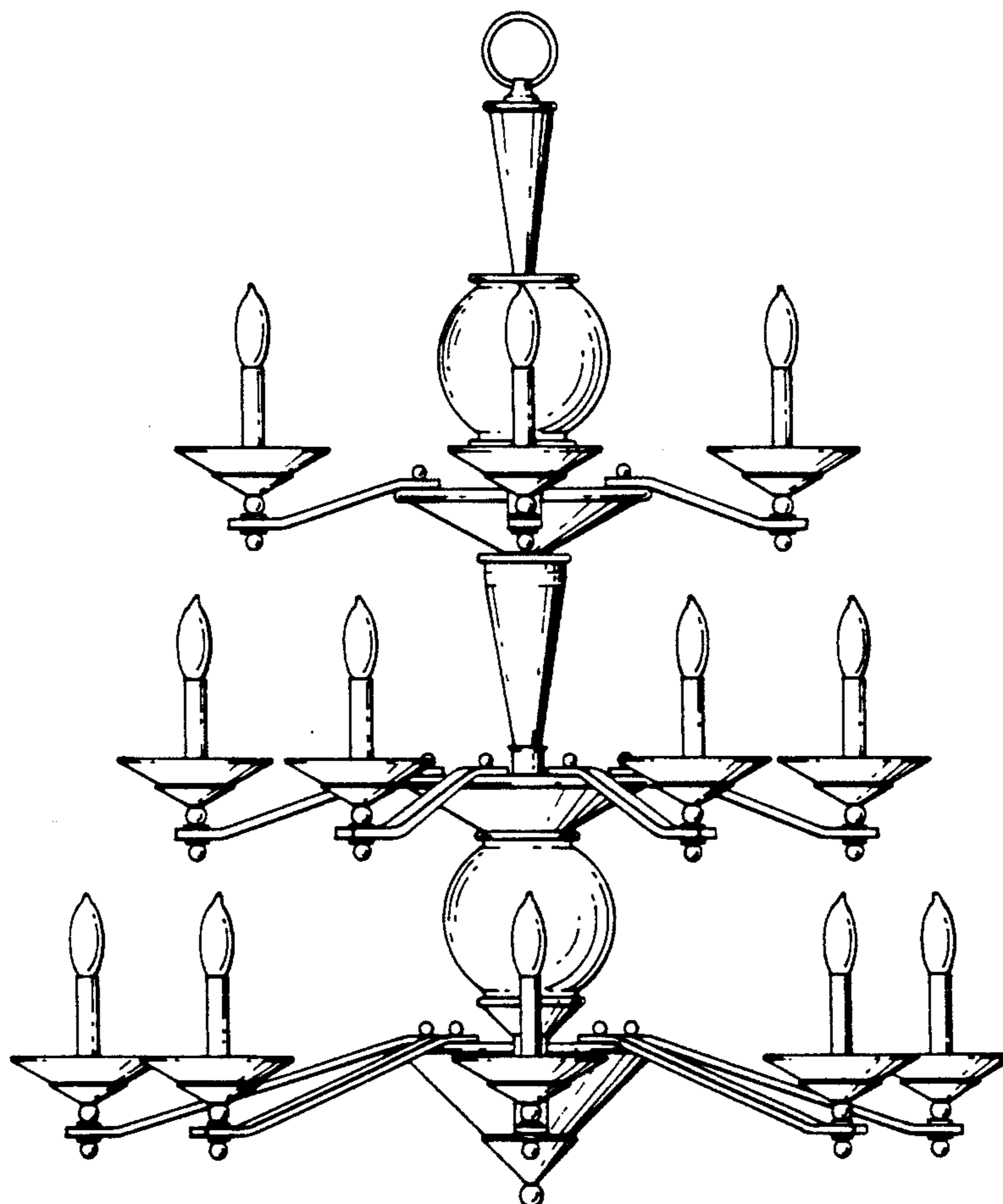
**DESCRIPTION**

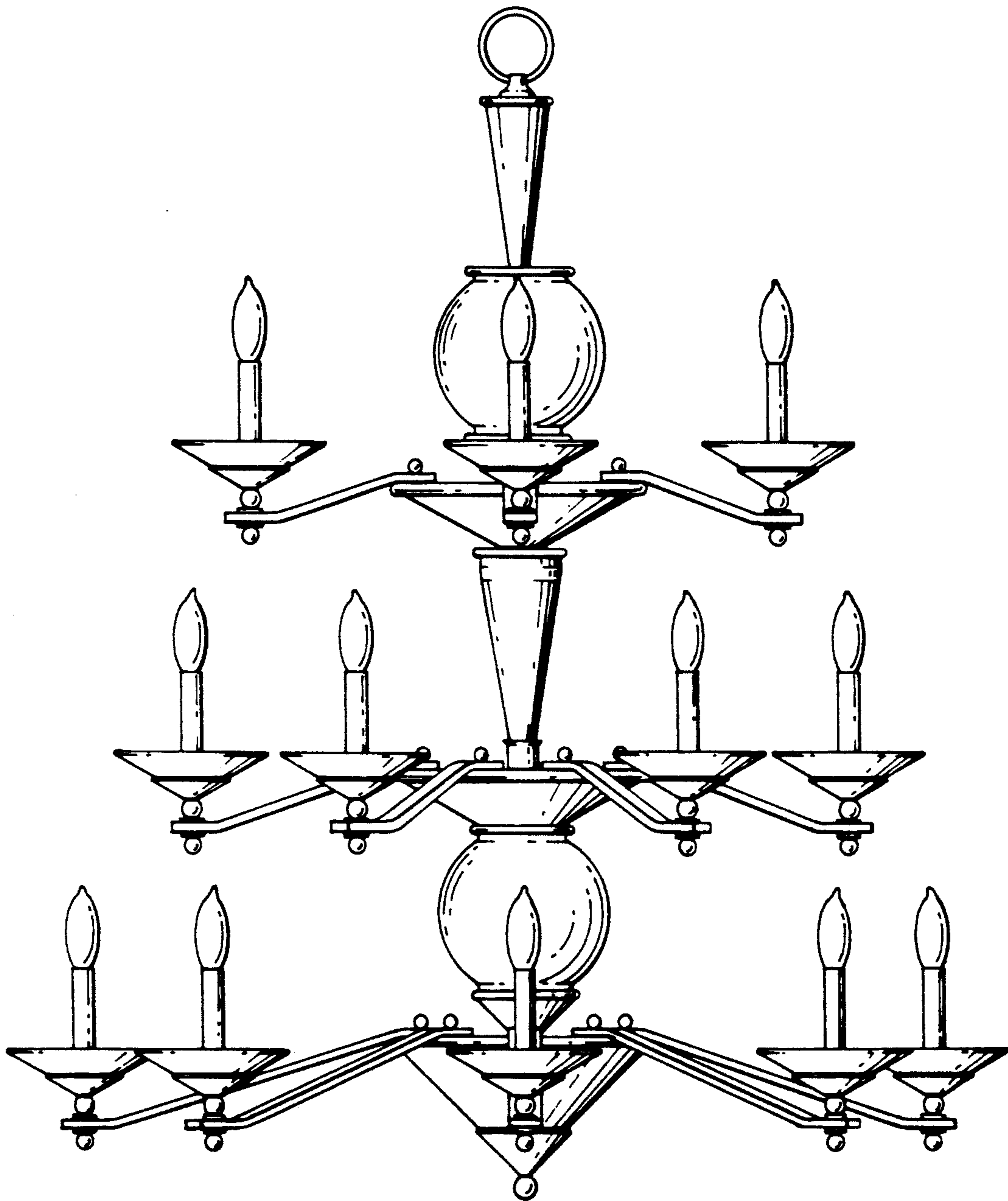
[22] **Filed:** Aug. 14, 1992

[52] **U.S. Cl. .... D26/81**

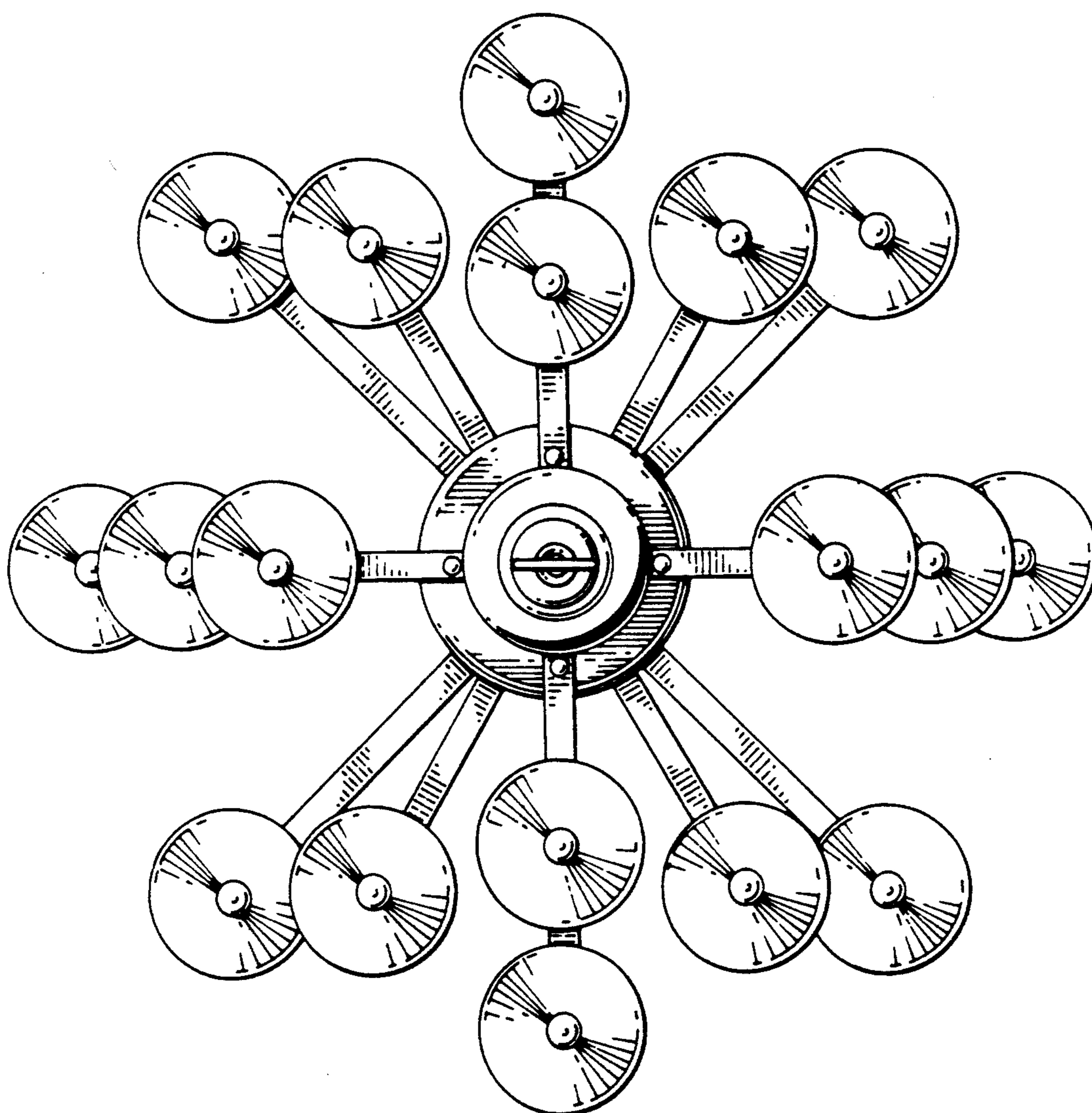
[58] **Field of Search .... 362/147, 404-408; D26/72, 80-92**

FIG. 1 is a side elevational view of a chandelier showing our new design, the opposite side being a mirror image;  
FIG. 2 is a top plan view of said chandelier; and,  
FIG. 3 is a bottom plan view thereof.






*FIG. 1*



***FIG. 2***



*FIG. 3*