



US00D348286S

United States Patent [19] Garfinkle

[11] Patent Number: **Des. 348,286**
[45] Date of Patent: **** Jun. 28, 1994**

[54] **TWO-SIDED SIGN**
[76] Inventor: **Benjamin L. Garfinkle**, 1120 Portal Ave., Piedmont, Calif. 94610
[**] Term: **14 Years**
[21] Appl. No.: **789,471**
[22] Filed: **Nov. 8, 1991**
[52] U.S. Cl. **D20/43**
[58] Field of Search 40/5, 124, 124.1, 124.4, 40/152, 152.1, 642, 643, 649; D20/10, 22, 23, 27, 40, 42

2,787,433 4/1957 Slavsky et al. 248/204
2,923,078 2/1960 Slavsky 40/642

Primary Examiner—Susan J. Lucas
Assistant Examiner—Marcus Jackson
Attorney, Agent, or Firm—Malcolm B. Wittenberg

[57] CLAIM

The ornamental design for a two-sided sign, as shown and described.

DESCRIPTION

FIG. 1 is a front perspective view of a two-sided sign showing my new design, with the broken lines showing for illustrative purposes only and forming no part of the claimed design;

FIG. 2 is a front elevational view thereof;

FIG. 3 is a right side elevational view thereof, with the opposite side being a mirror image;

FIG. 4 is a rear elevational view thereof;

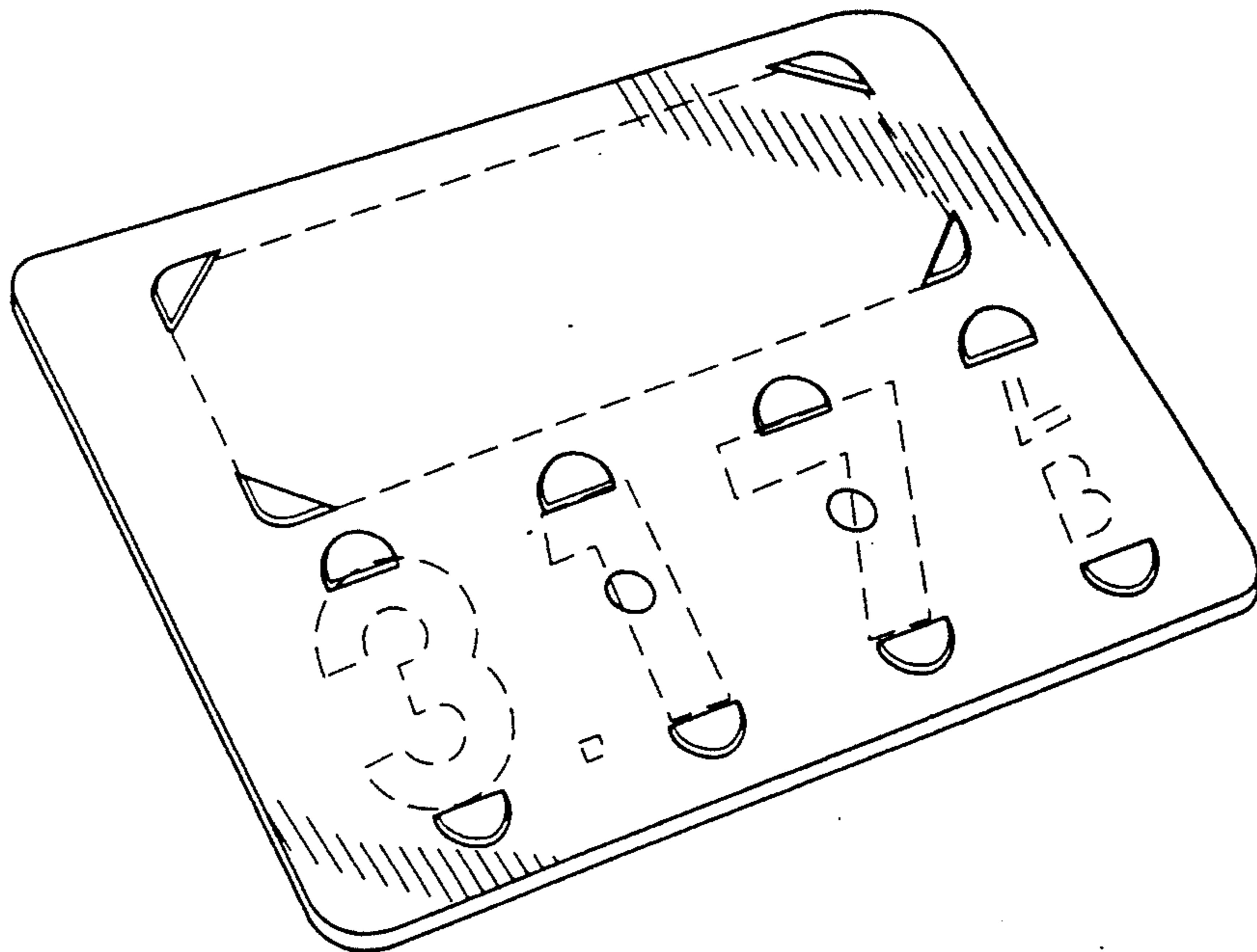
FIG. 5 is a top plan view thereof; and,

FIG. 6 is a bottom plan view thereof.

[56] References Cited

U.S. PATENT DOCUMENTS

D. 184,420	2/1959	Carlisle	D20/43
2,137,938	11/1938	Black	40/5
2,465,494	3/1949	Sullivan	40/649
2,615,268	10/1952	Hamilton	40/124.4
2,763,947	9/1956	Hopp et al.	40/642






FIG. 1

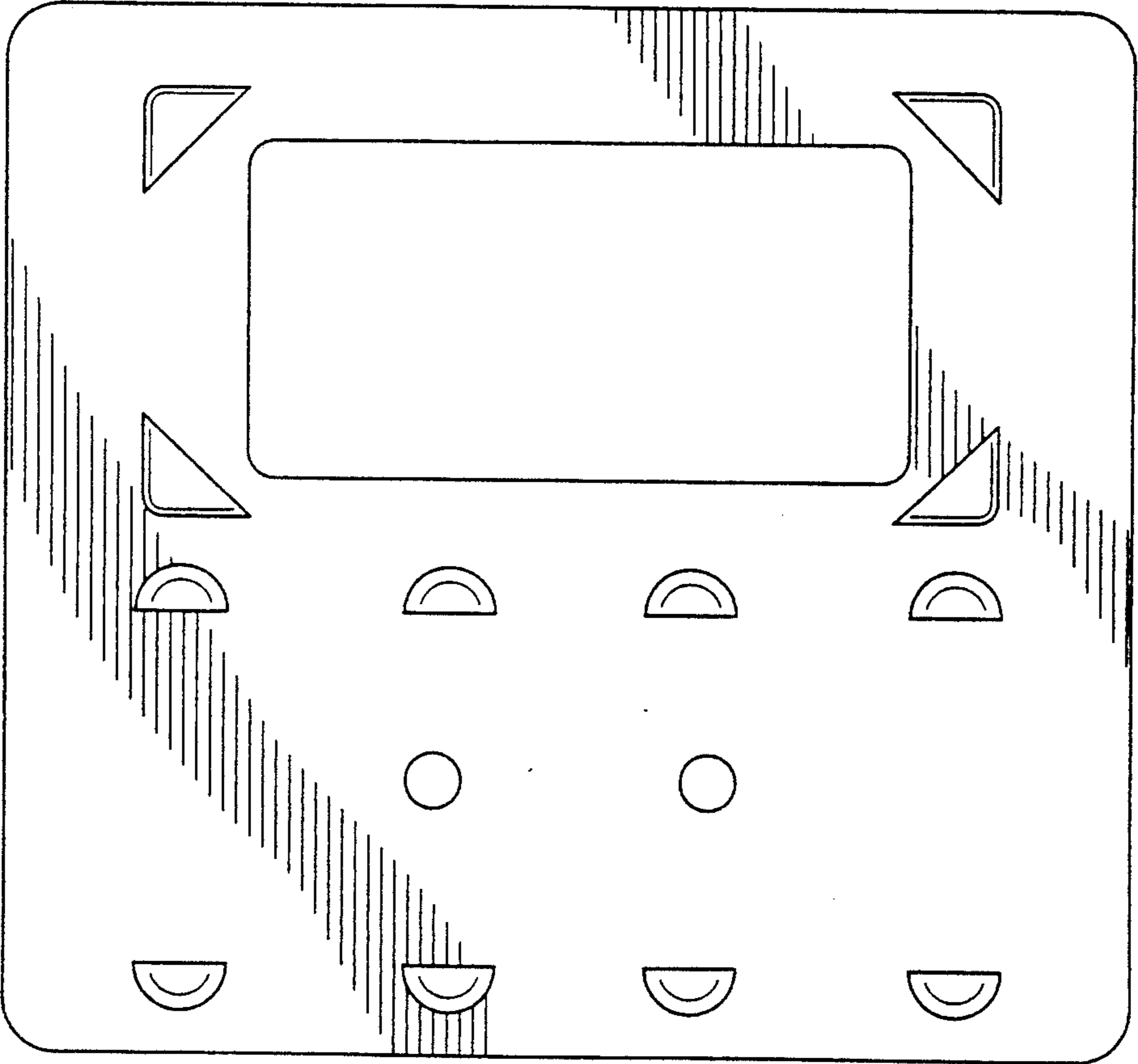


FIG. 2



FIG. 3




FIG. 5




FIG. 6

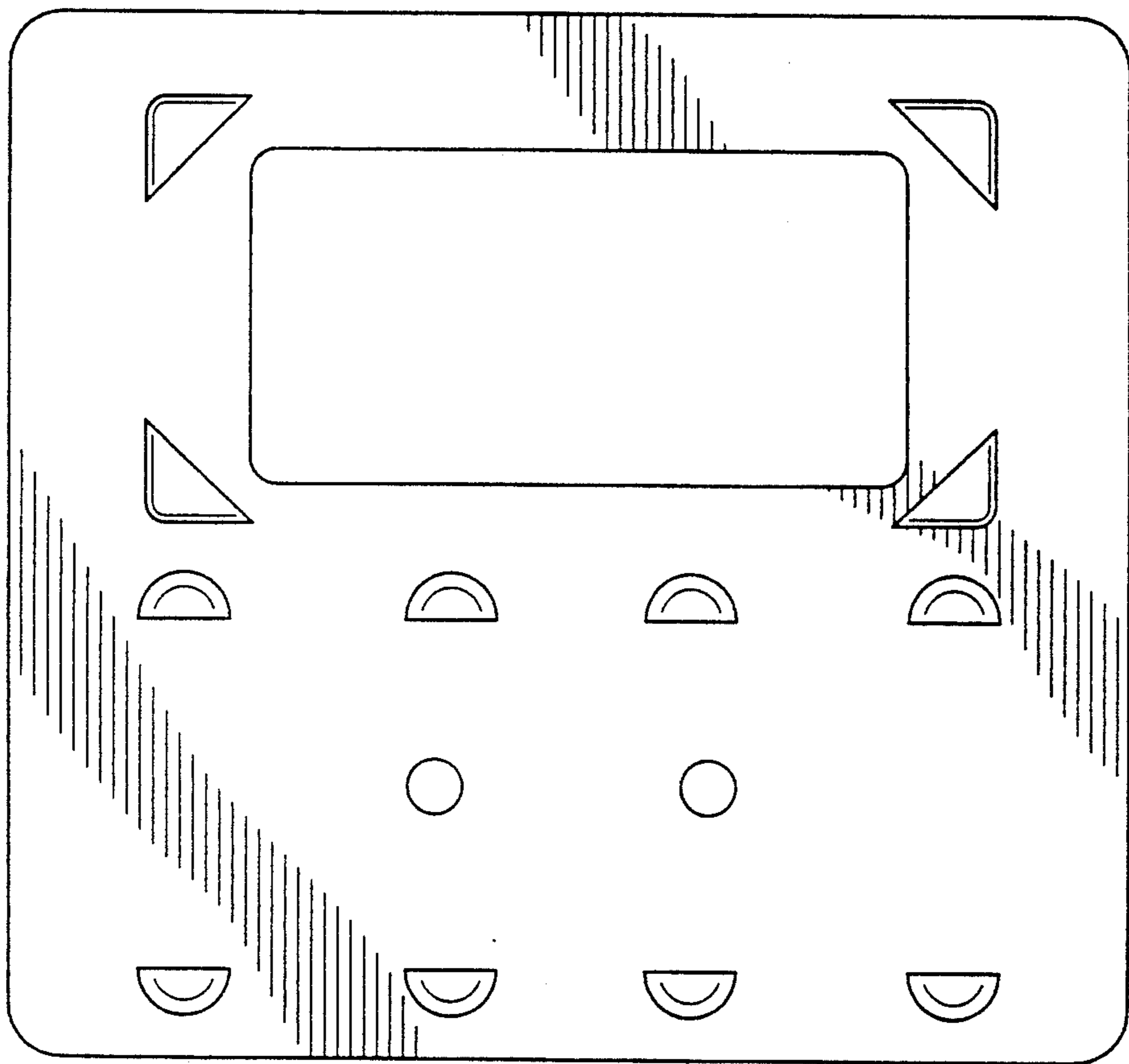


FIG. 4