



US00D348280S

**United States Patent** [19]  
**Fessenden**

[11] **Patent Number: Des. 348,280**  
[45] **Date of Patent: \*\* Jun. 28, 1994**

[54] **TONE CHANGER UNIT FOR A STRINGED MUSICAL INSTRUMENT**

4,724,737 2/1988 Fender ..... 84/313

[76] **Inventor: Jerry L. Fessenden, P.O. Box 65 - Goodnow Rd., Montpelier, Vt. 05602**

[\*\*] **Term: 14 Years**

[21] **Appl. No.: 918,401**

[22] **Filed: Jul. 24, 1992**

[52] **U.S. Cl. .... D17/21; 84/313**

[58] **Field of Search ..... D8/380; 84/298, 312, 84/313, DIG. 18; D17/20, 21, 99**

[56] **References Cited**

**U.S. PATENT DOCUMENTS**

D. 196,678	10/1963	Webster .....	D17/21
D. 260,831	9/1981	Hotchkiss .....	D8/280
D. 265,835	8/1982	Rickard .....	D17/21
D. 280,107	8/1985	Tanaka et al. ....	D17/21
4,453,443	6/1984	Smith .....	84/298

**OTHER PUBLICATIONS**

Music Trades, Jun. 1987, p. 82, (Kahler's Tremolo).


*Primary Examiner*—Bernard Ansher  
*Assistant Examiner*—Adir Aronovich

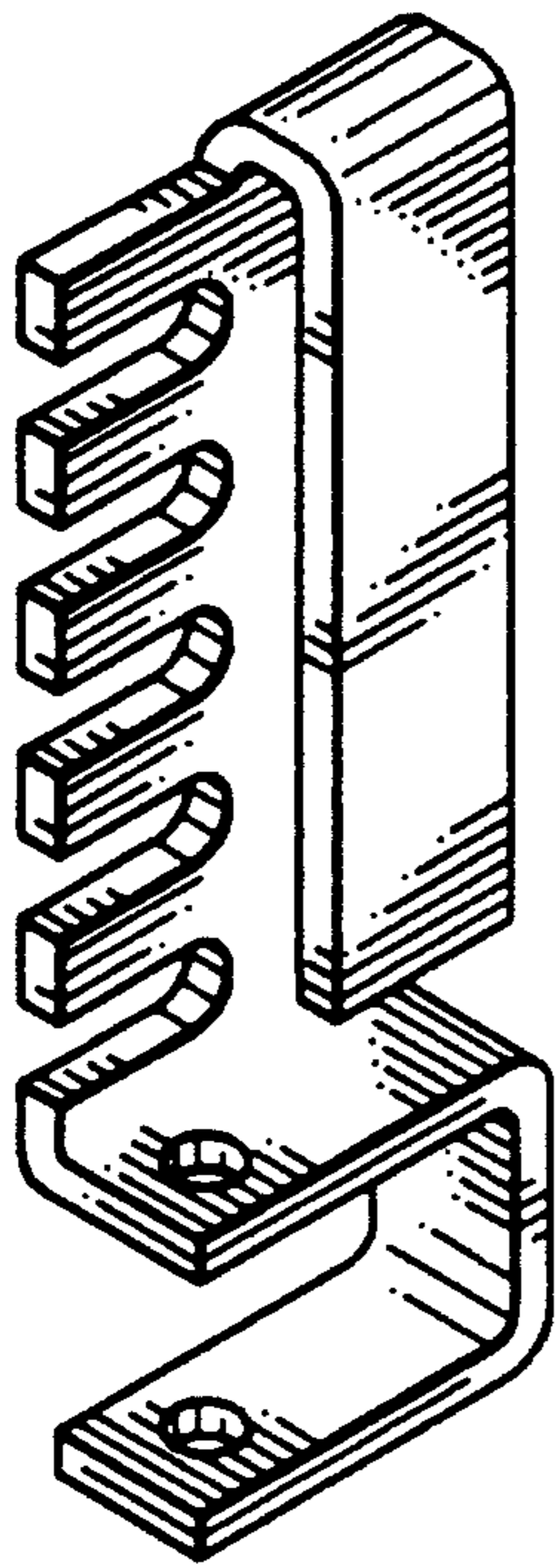
[57] **CLAIM**

The ornamental design for a tone changer unit for a stringed musical instrument, as shown and described.

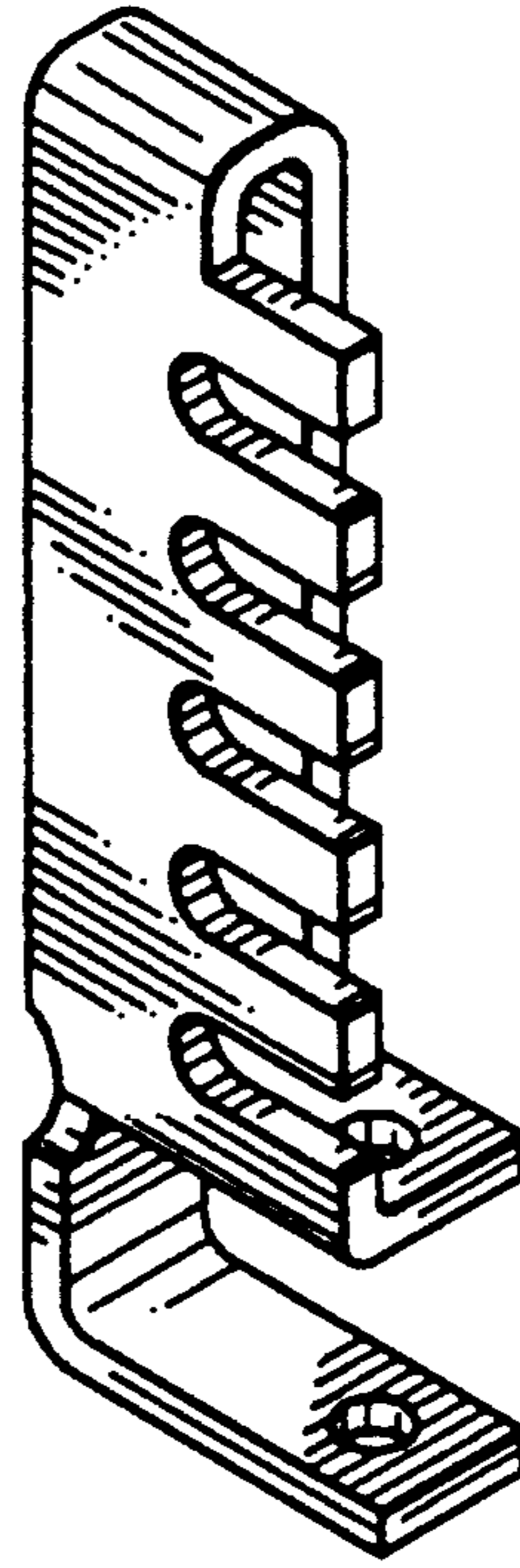
**DESCRIPTION**

FIG. 1 is a right perspective view of a tone changer unit for a stringed musical instrument showing my new design;  
FIG. 2 is a left perspective view thereof;  
FIG. 3 is a right side elevational view thereof;  
FIG. 4 is a front elevational view thereof;  
FIG. 5 is a left side elevational view thereof;  
FIG. 6 is a rear elevational view thereof;  
FIG. 7 is a top plan view thereof; and,  
FIG. 8 is a bottom plan view thereof.

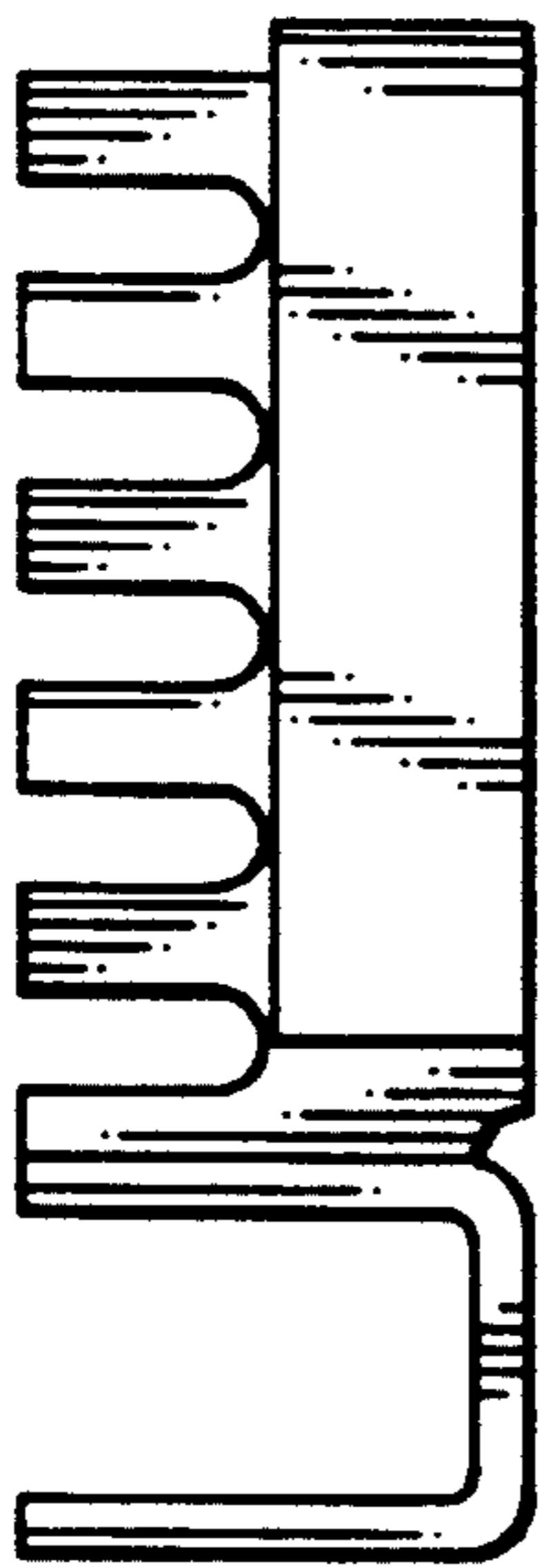




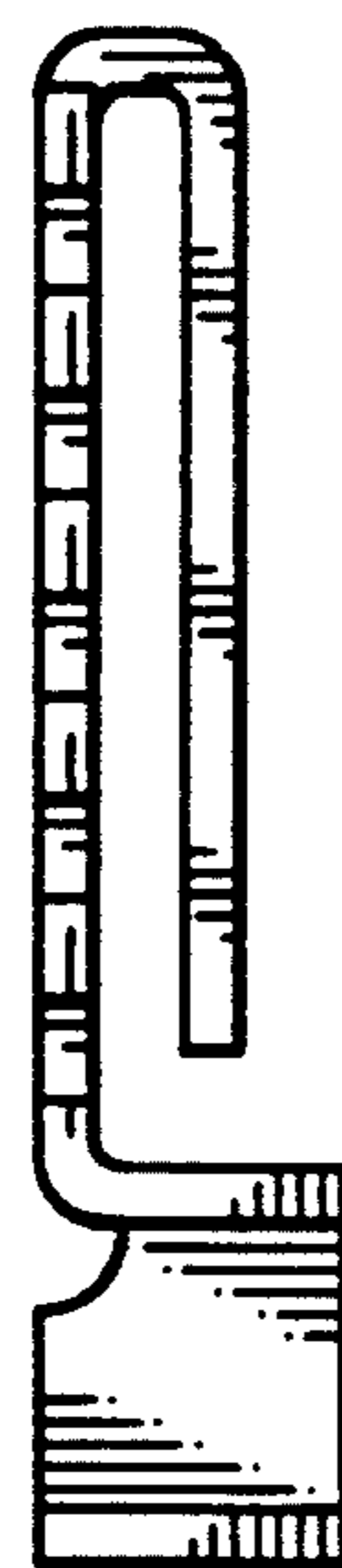
*Fig. 1*



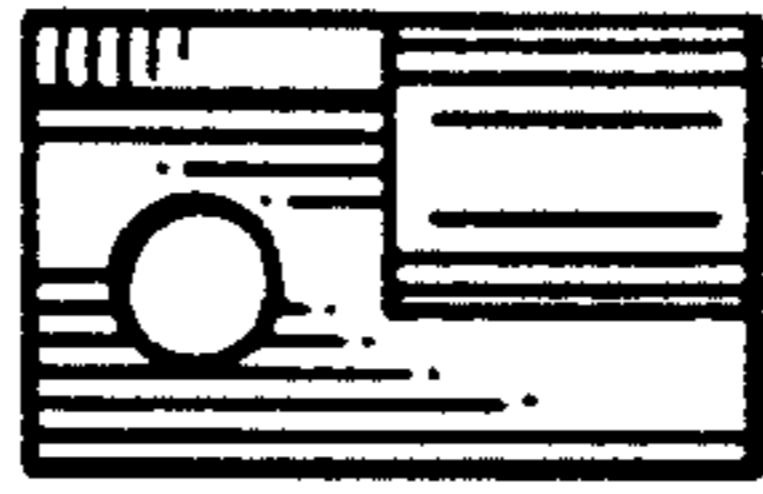
*Fig. 2*



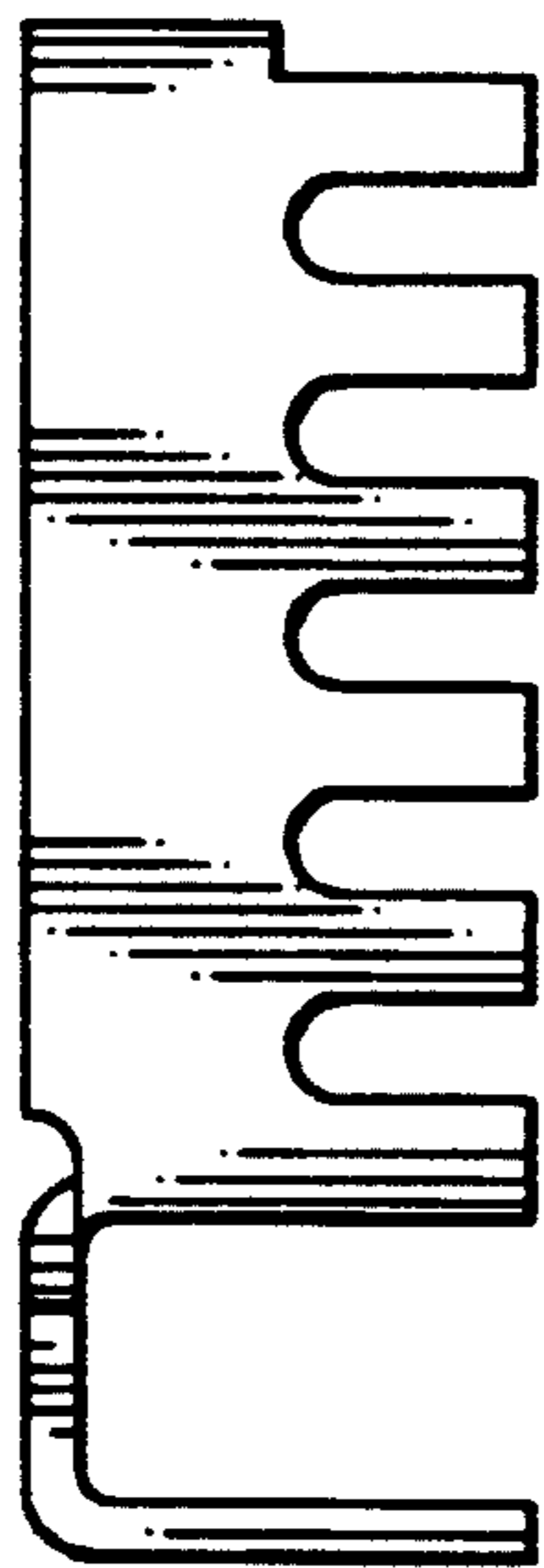
*Fig. 3*



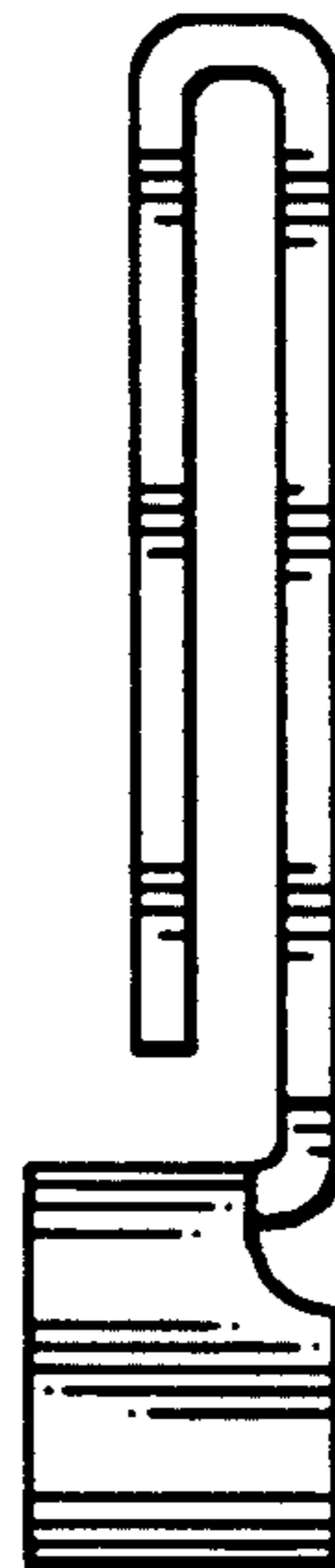
*Fig. 4*



*Fig. 7*



*Fig. 5*



*Fig. 6*



*Fig. 8*