



US00D348273S

# United States Patent [19]

[11] Patent Number: **Des. 348,273**

**Brandenburg, Jr. et al.**

[45] Date of Patent: **\*\* Jun. 28, 1994**

- [54] **CIRCULAR PINKING BLADE**
- [75] Inventors: **Lloyd W. Brandenburg, Jr.; Charles S. Ramsey**, both of Wausau, Wis.
- [73] Assignee: **Fiskars Oy Ab**, Helsinki, Finland
- [\*\*] Term: **14 Years**
- [21] Appl. No.: **925,514**
- [22] Filed: **Aug. 5, 1992**

- 3,379,599 4/1968 Kramer .
- 3,668,780 6/1972 Cowdrey .
- 4,119,004 10/1978 Ludwig .
- 4,135,421 1/1979 Bertram et al. .... 83/835
- 4,913,022 4/1990 Kuklinski ..... 83/835 X
- 4,974,320 12/1990 Pelletier .
- 5,062,338 11/1991 Baker ..... 83/835 X

*Primary Examiner*—Nelson C. Holtje  
*Assistant Examiner*—Antoine D. Davis  
*Attorney, Agent, or Firm*—Foley & Lardner

### Related U.S. Application Data

- [63] Continuation-in-part of Ser. No. 821,593, Jan. 15, 1992, abandoned.
- [52] U.S. Cl. .... **D15/139**
- [58] Field of Search ..... 83/835-855; D8/14, 20, 95-100, 70; D15/138, 139

### [57] CLAIM

The ornamental design for a circular pinking blade, as shown and described.

### [56] References Cited

#### U.S. PATENT DOCUMENTS

- 207,450 8/1878 Simonds et al. .... 83/835
- 2,174,222 9/1939 Florian .

### DESCRIPTION

FIG. 1 is a front elevational view of a circular pinking blade showing our new design;  
 FIG. 2 is a side elevational view, all other side views being identical;  
 FIG. 3 is a rear elevational view; and,  
 FIG. 4 is a cross-sectional view taken along line 4—4 of FIG. 1 thereof.

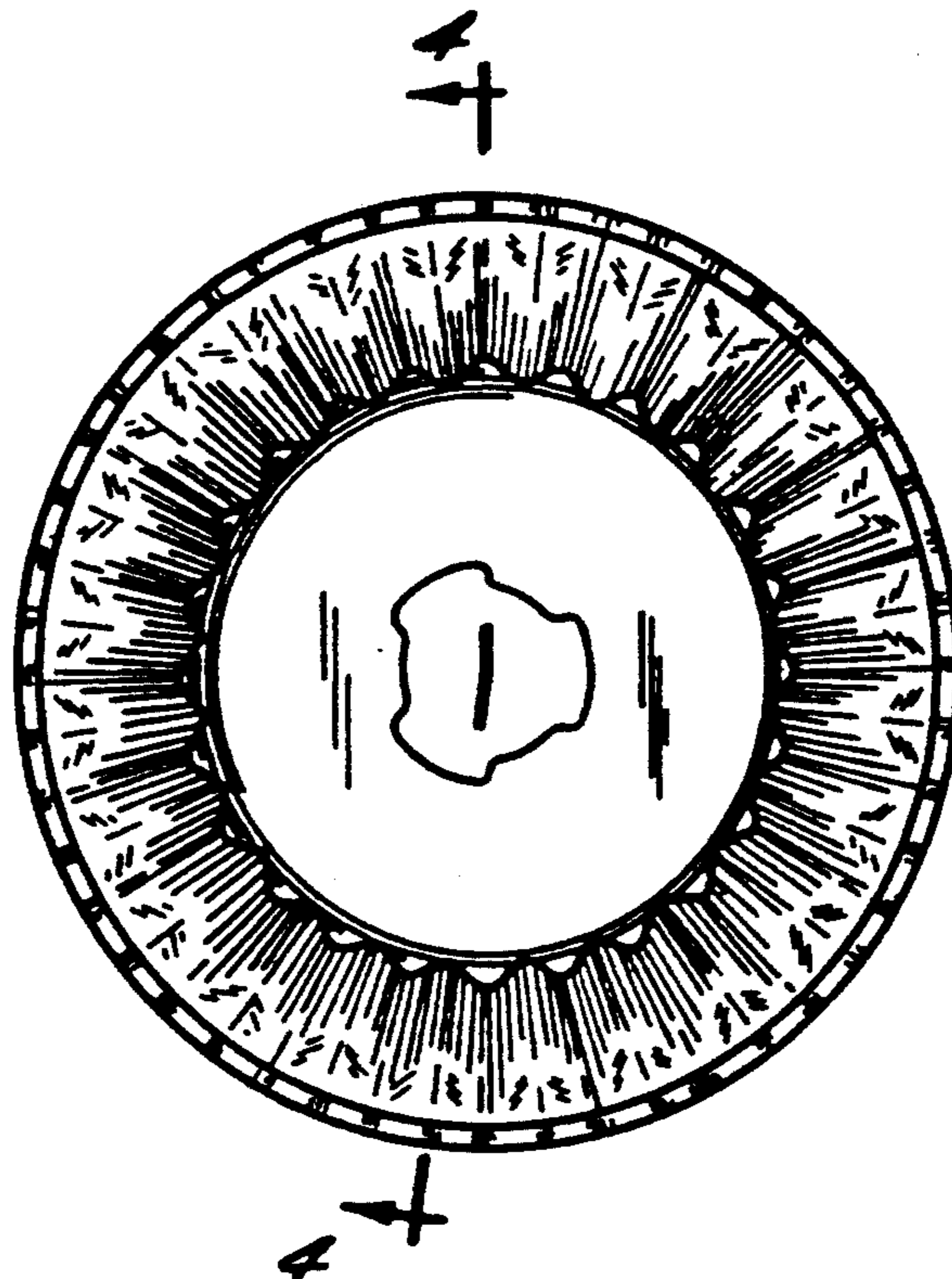




FIG. 4




FIG. 3



FIG. 2

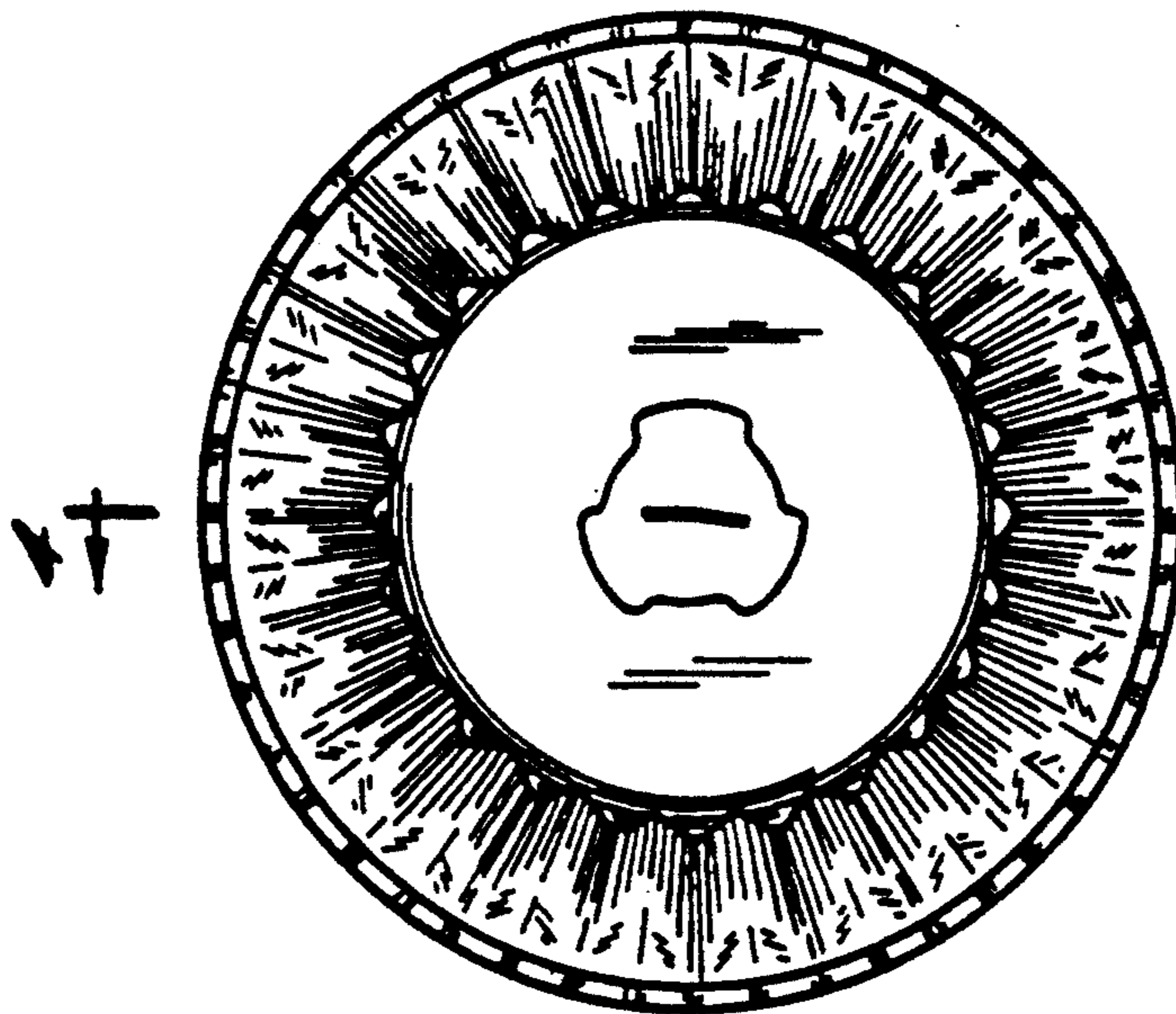


FIG. 1