



US00D348265S

**United States Patent** [19]  
**Nagele**

[11] **Patent Number: Des. 348,265**

[45] **Date of Patent: \*\* Jun. 28, 1994**

[54] **SECURE TELEPHONE CRADLE**  
[75] **Inventor: Albert L. Nagele, Wilmette, Ill.**  
[73] **Assignee: Motorola, Inc., Schaumburg, Ill.**  
[\*\*] **Term: 14 Years**  
[21] **Appl. No.: 4,183**  
[22] **Filed: Jan. 28, 1993**  
[52] **U.S. Cl. .... D14/151**  
[58] **Field of Search ..... 379/419, 420, 428, 440,  
379/441, 435, 436; D14/140, 138, 137, 142,  
149-151, 240, 241, 251, 253**

D. 306,587 3/1990 Ando ..... D14/241 X  
D. 311,191 10/1990 Ando ..... D14/241  
D. 318,276 7/1991 Fuqua et al. .... D14/151  
D. 319,643 9/1991 Ando ..... D14/151  
D. 321,511 11/1991 Swarthout et al. .... D14/151  
D. 321,872 11/1991 Ando ..... D14/151

*Primary Examiner*—Alan P. Douglas  
*Assistant Examiner*—Jeffrey Asch  
*Attorney, Agent, or Firm*—Donald B. Southard

[57] **CLAIM**

The ornamental design for a secure telephone cradle, as shown and described.

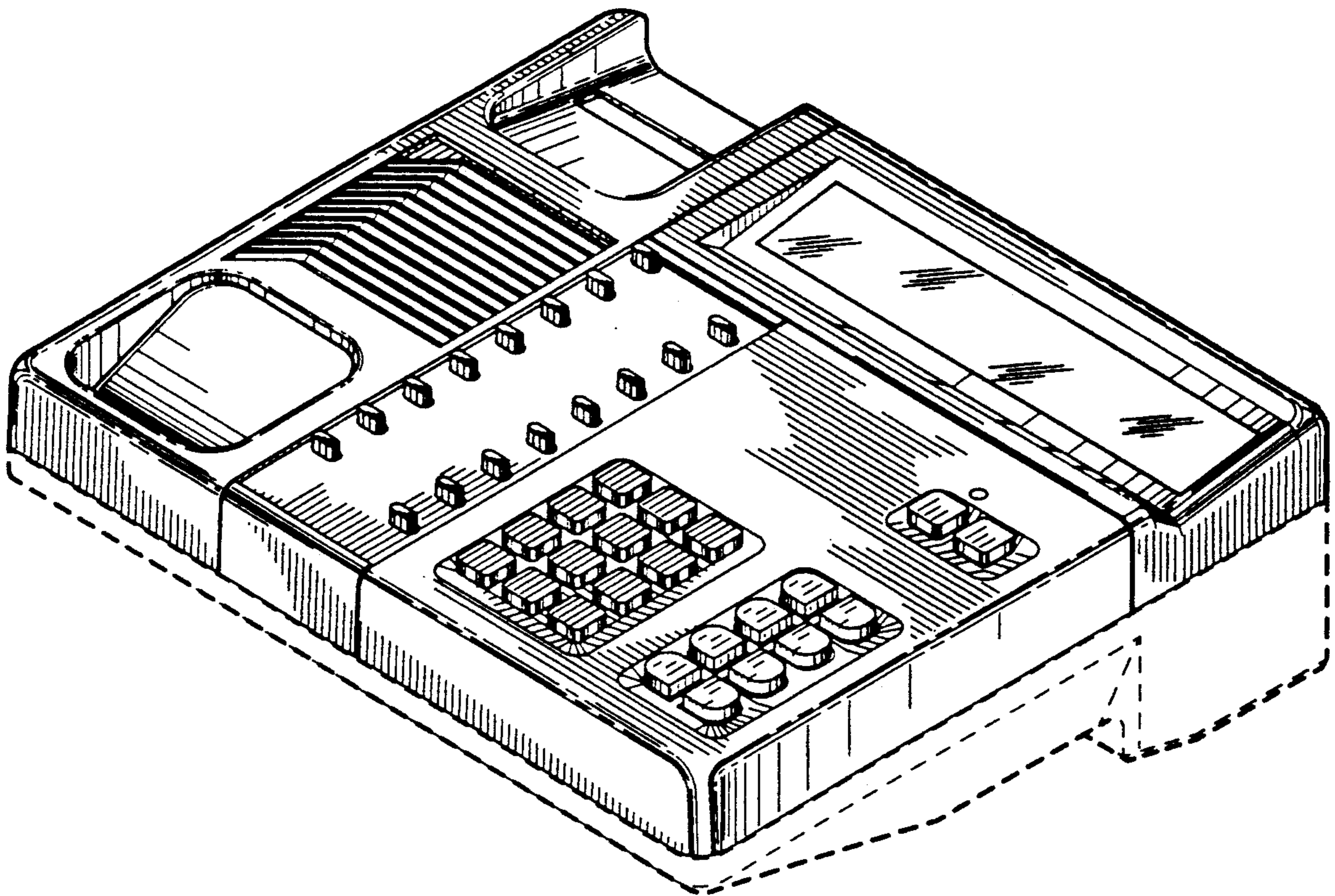
[56] **References Cited**

**U.S. PATENT DOCUMENTS**

D. 296,784 7/1988 Yamagishi ..... D14/151  
D. 300,925 5/1989 Nogas ..... D14/151  
D. 303,966 10/1989 Fritzsche ..... D14/151

**DESCRIPTION**

FIG. 1 is a top front and right side perspective view of a secure telephone cradle showing my new design; FIG. 2 is a rear plan view thereof; and, FIG. 3 is a left side elevational view thereof.



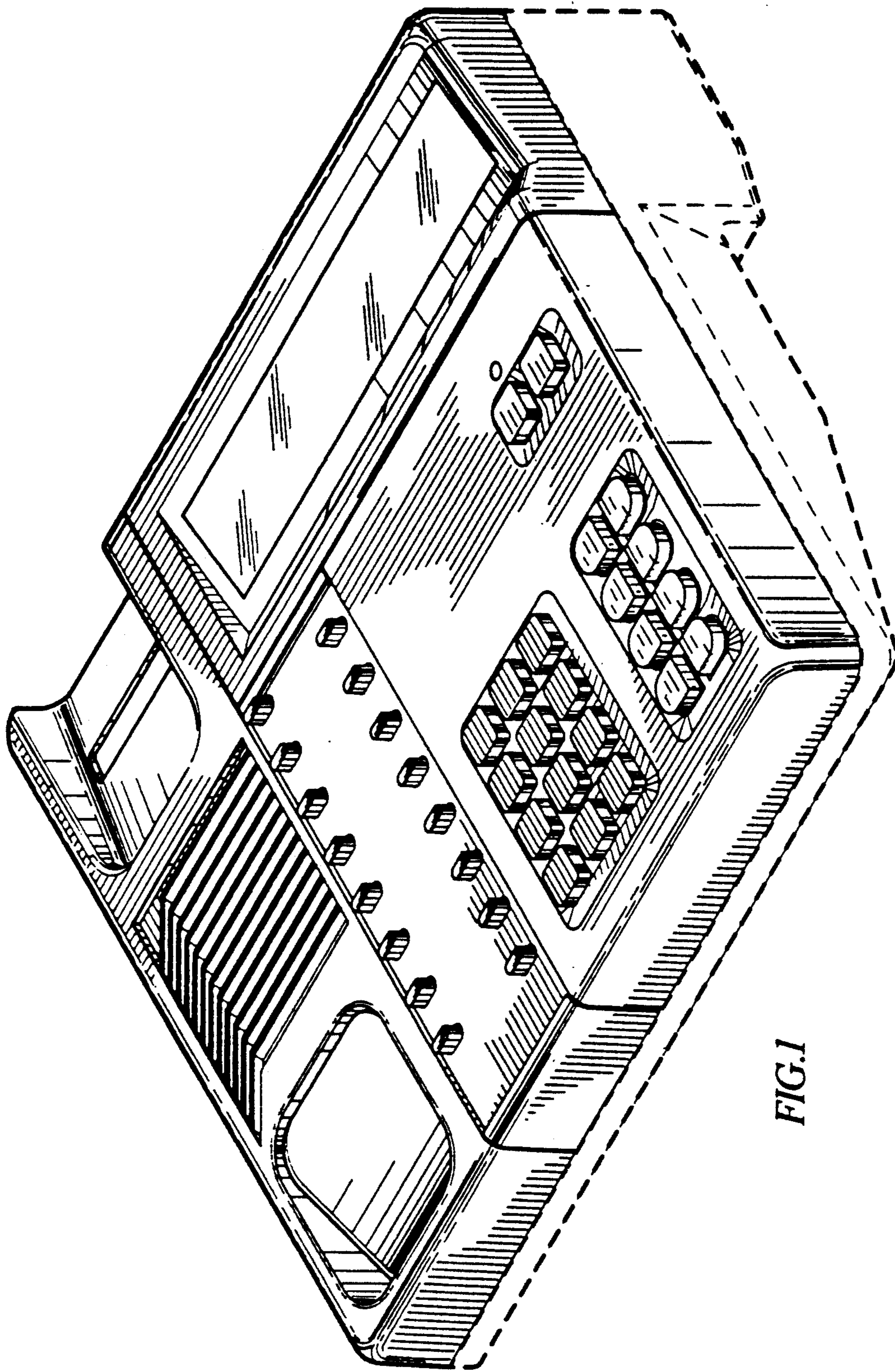


FIG. 1




FIG. 2

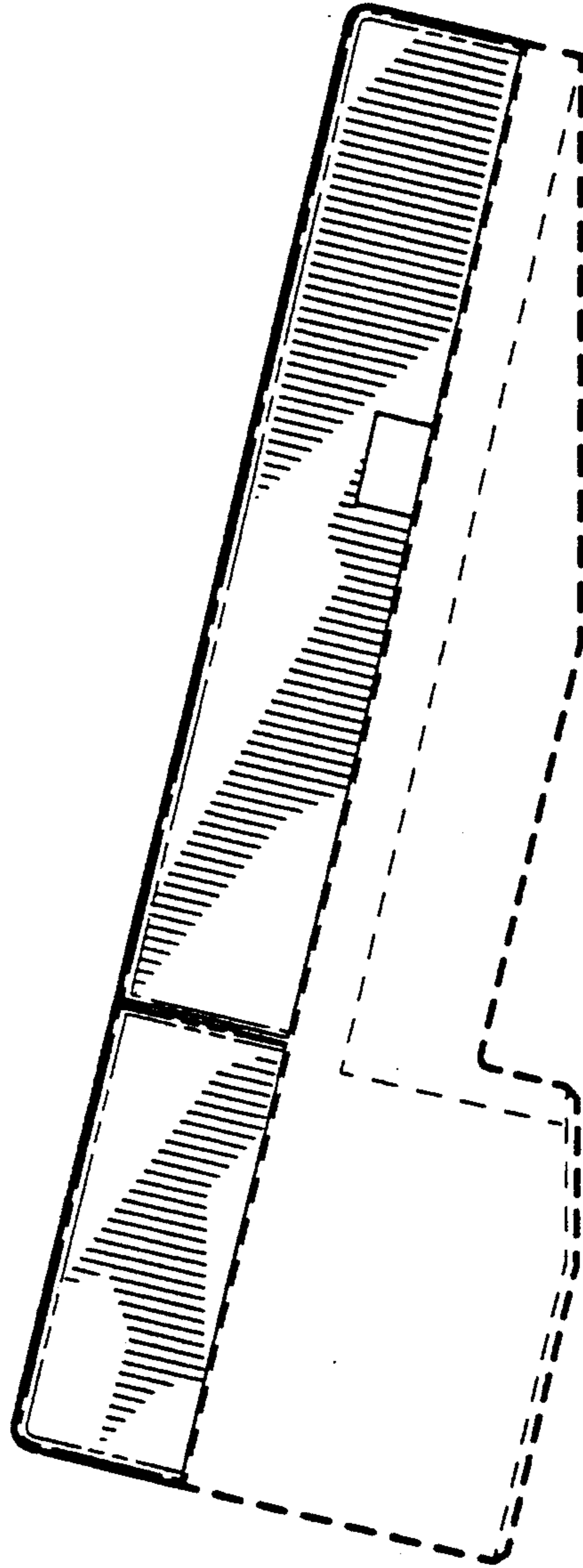


FIG. 3