



US00D348253S

# United States Patent [19]

[11] Patent Number: **Des. 348,253**

**Gluskoter**

[45] Date of Patent: **\*\* Jun. 28, 1994**

[54] **PERSONAL COMPUTER**

[75] Inventor: **Steven D. Gluskoter, Austin, Tex.**

[73] Assignee: **Compaq Computer Corporation, Houston, Tex.**

[\*\*] Term: **14 Years**

[21] Appl. No.: **877,604**

[22] Filed: **May 1, 1992**

[52] U.S. Cl. .... **D14/100**

[58] Field of Search ..... **360/99.12; 361/390-395; D14/100, 102, 108, 109; D13/162, 184, 199**

[56] **References Cited**

**U.S. PATENT DOCUMENTS**

- D. 293,675 1/1988 Yokoi et al. .... D14/100
- D. 295,749 5/1988 Kelley, Jr. et al. .... D14/100
- D. 306,432 3/1990 Kato et al. .... D14/100
- D. 331,228 11/1992 Toedter ..... D14/100

**OTHER PUBLICATIONS**

Business Systems Electrical Communication-vol. 61 No. 3-1987 p. 333 (PS700 Personal Computer-above right).


*Primary Examiner*—Wallace R. Burke  
*Assistant Examiner*—Freda S. Nunn  
*Attorney, Agent, or Firm*—James R. Burdett; L. Jon Lindsay

[57] **CLAIM**


The ornamental design for a personal computer, as shown and described.

**DESCRIPTION**


FIG. 1 is a front, top, left side perspective view of a personal computer showing my new design; FIG. 2 is a front elevational view thereof; FIG. 3 is a left side elevational view thereof; FIG. 4 is a right side elevational view thereof; FIG. 5 is a top plan view thereof; FIG. 6 is a rear elevational view thereof; and, FIG. 7 is a bottom plan view thereof.



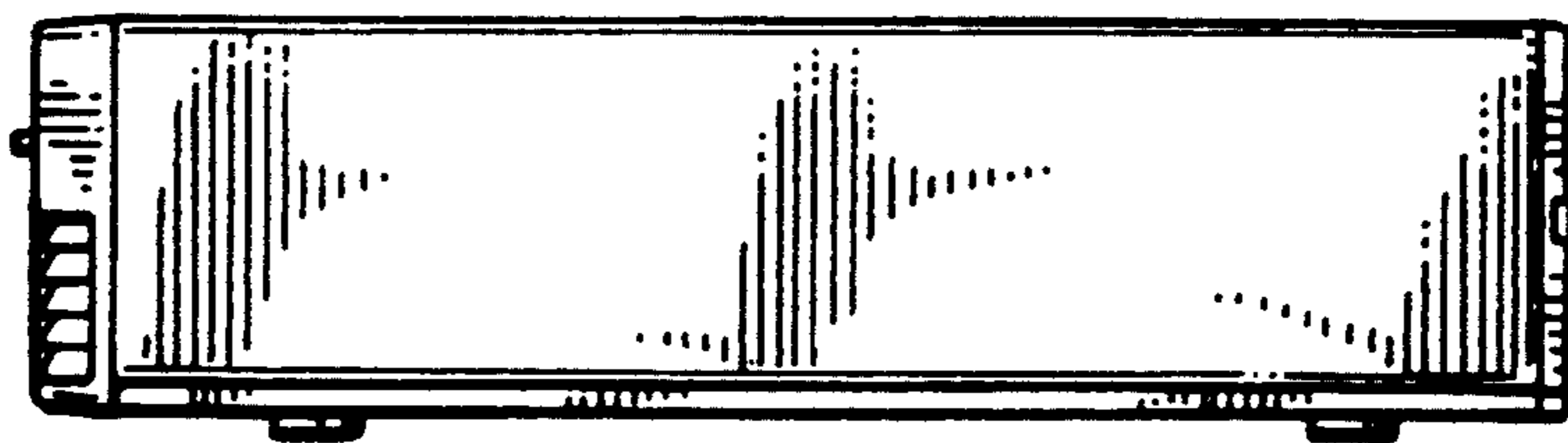
**Fig. 1**



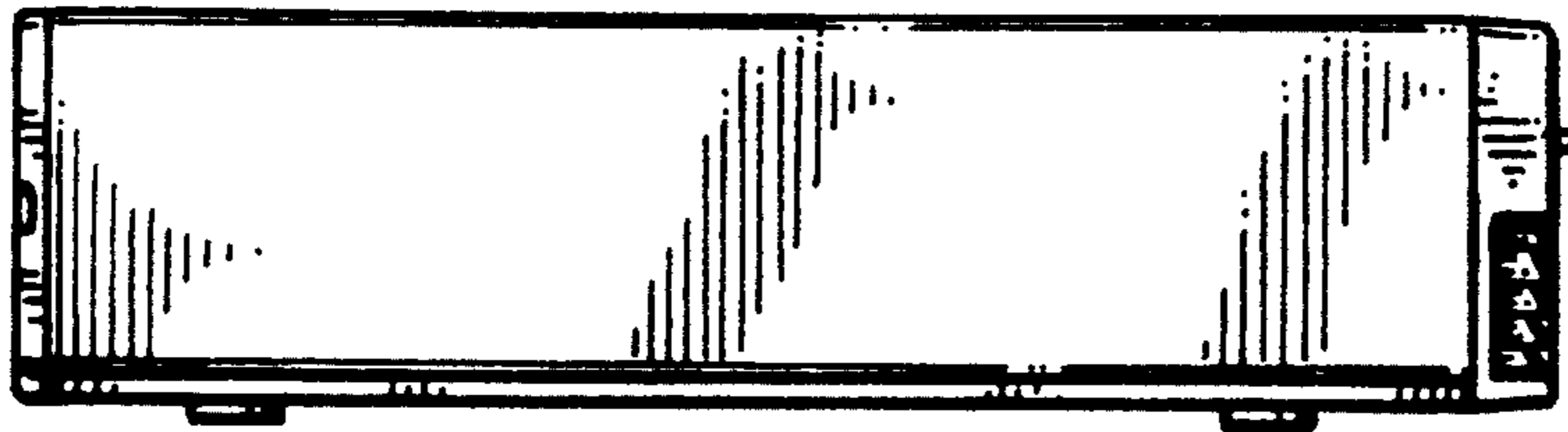
**Fig. 2**



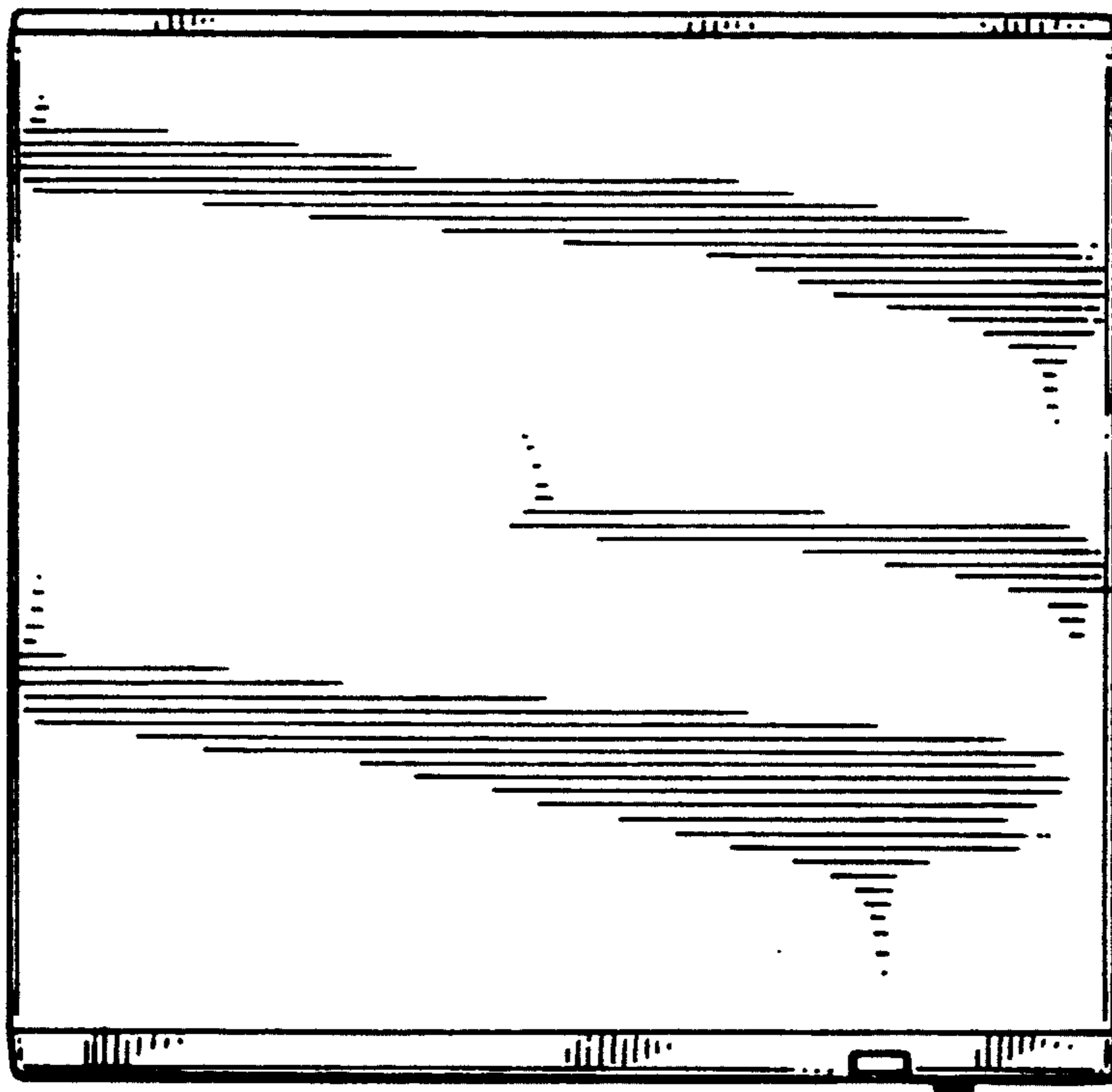
**Fig. 3**




**Fig. 4**



**Fig. 5**



**Fig. 6**



**Fig. 7**

