



US00D348251S

United States Patent [19]
Hendricks

[11] **Patent Number: Des. 348,251**
[45] **Date of Patent: ** Jun. 28, 1994**

[54] **MENU CONTROL PANEL FOR A UNIVERSAL REMOTE CONTROL UNIT**

[75] **Inventor: John S. Hendricks, Potomac, Md.**

[73] **Assignee: Discovery Communications, Inc., Bethesda, Md.**

[**] **Term: 14 Years**

[21] **Appl. No.: 2,352**

[22] **Filed: Dec. 9, 1992**

[52] **U.S. Cl. D13/168**

[58] **Field of Search 200/1 R, 5 R; 361/380, 361/393; D13/162, 164, 168; D14/218**

[56] **References Cited**

U.S. PATENT DOCUMENTS

5,015,829 5/1991 Eilert et al. 361/380 X
5,202,817 4/1993 Koenck et al. 361/380 X

OTHER PUBLICATIONS

Universal Remote Control on p. 379 of *Hong Kong Enterprise* Nov. 1988.

Remote Control on p. 32H of *Great Presentations* 1987.

Primary Examiner—Wallace R. Burke

Assistant Examiner—Joel Sincavage

Attorney, Agent, or Firm—Dorsey & Whitney

[57] **CLAIM**

The ornamental design for a menu control panel for a universal remote control unit, as shown and described.

DESCRIPTION

FIG. 1 is a front and upper left perspective view of a menu control panel for a universal remote control unit showing my new design. The broken line showing is included for the purpose of illustrating environmental elements only and forms no part of the claimed design; FIG. 2 is right side elevational view thereof, the left side elevational view thereof being a mirror image; FIG. 3 is a rear elevational view thereof; FIG. 4 is a top plan view thereof; FIG. 5 is a bottom plan view thereof; FIG. 6 is a front and upper left perspective view of a menu control panel for a universal remote control unit showing a second embodiment of my new design. The broken line showing is included for the purpose of illustrating environmental elements only and forms no part of the claimed design; FIG. 7 is right side elevational view thereof, the left side elevational view thereof being a mirror image; FIG. 8 is a rear elevational view thereof; FIG. 9 is a top plan view thereof; and, FIG. 10 is a bottom plan view thereof.

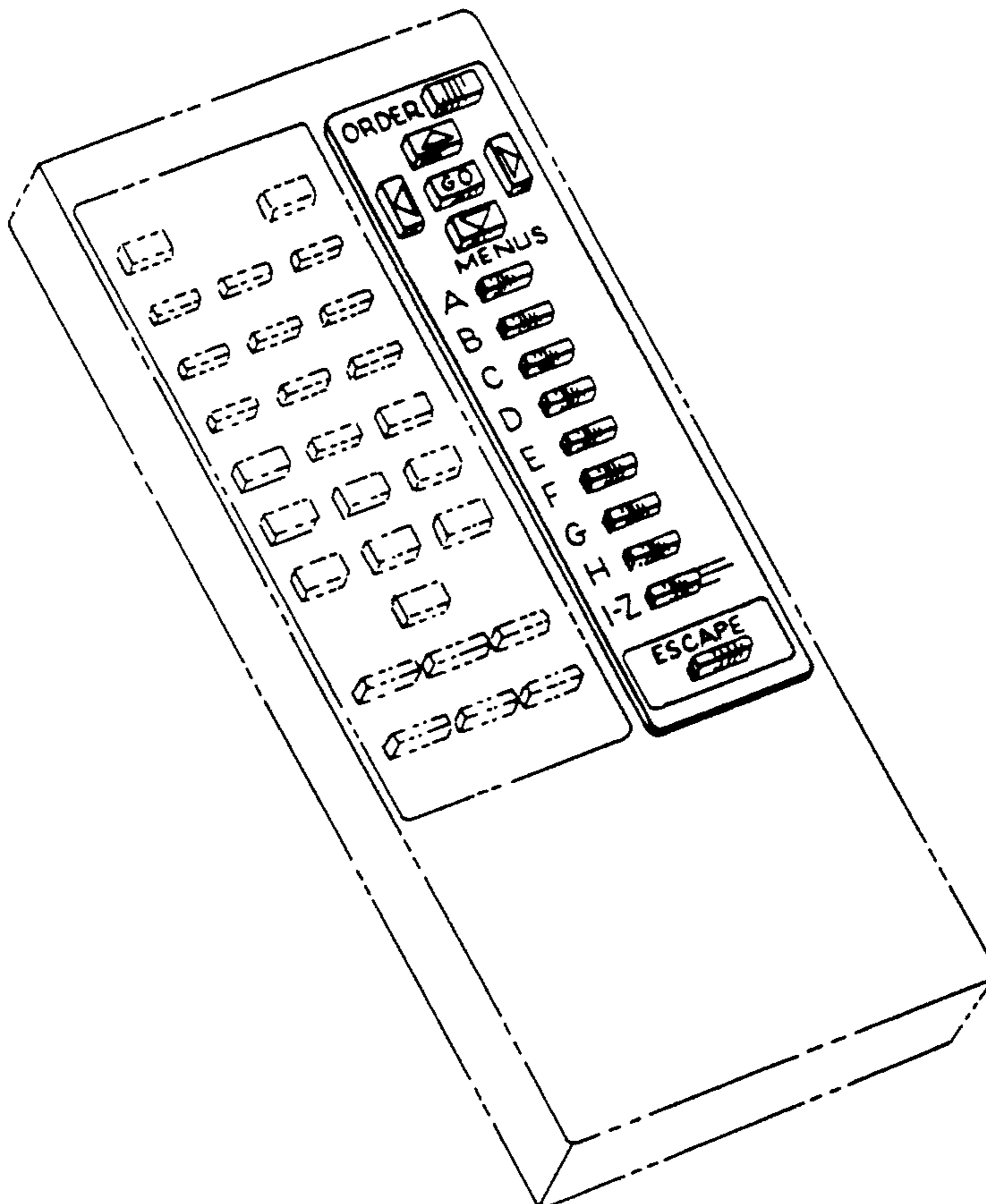


Fig. 1

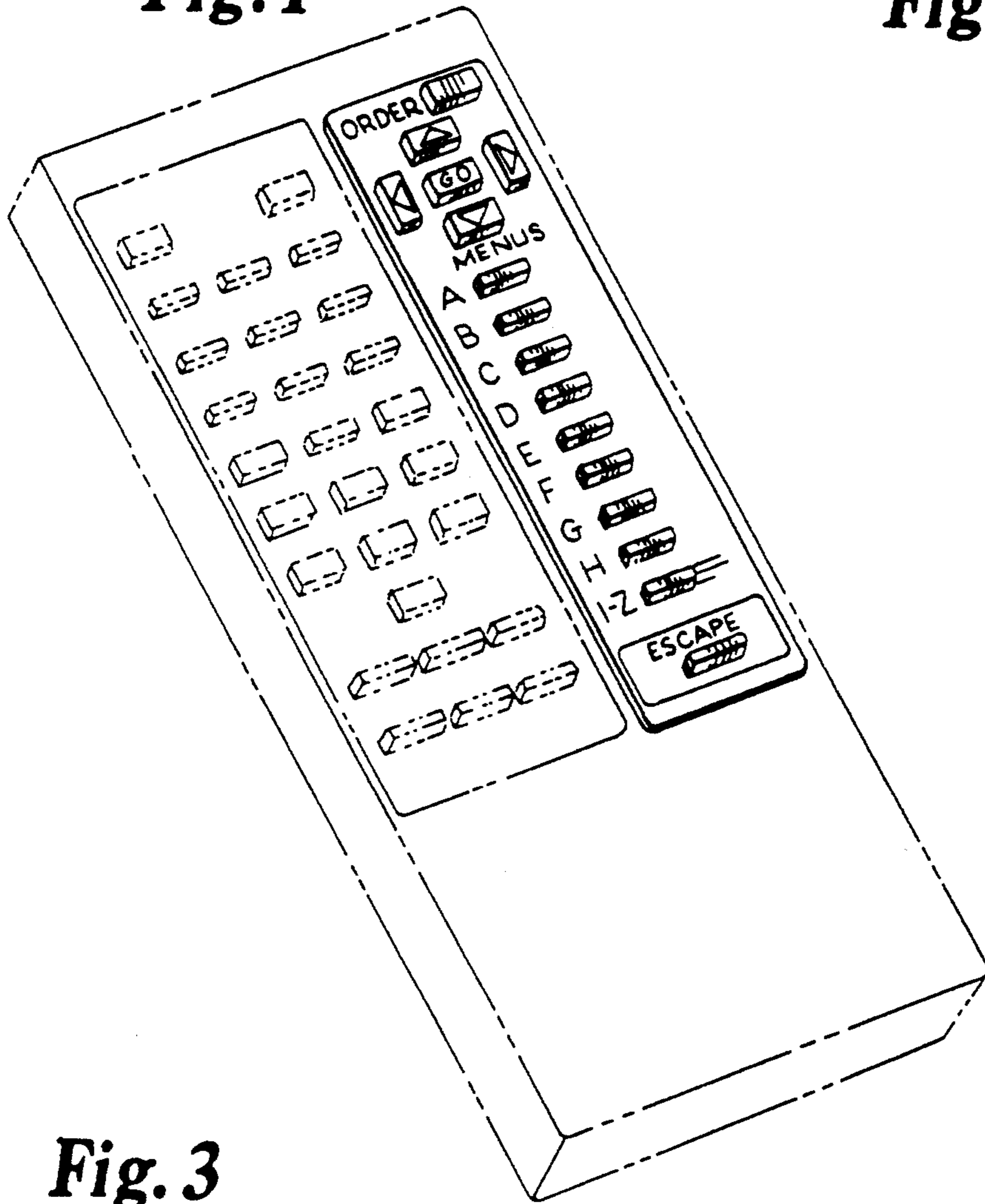


Fig. 2



Fig. 3




Fig. 4



Fig. 5



Fig. 6

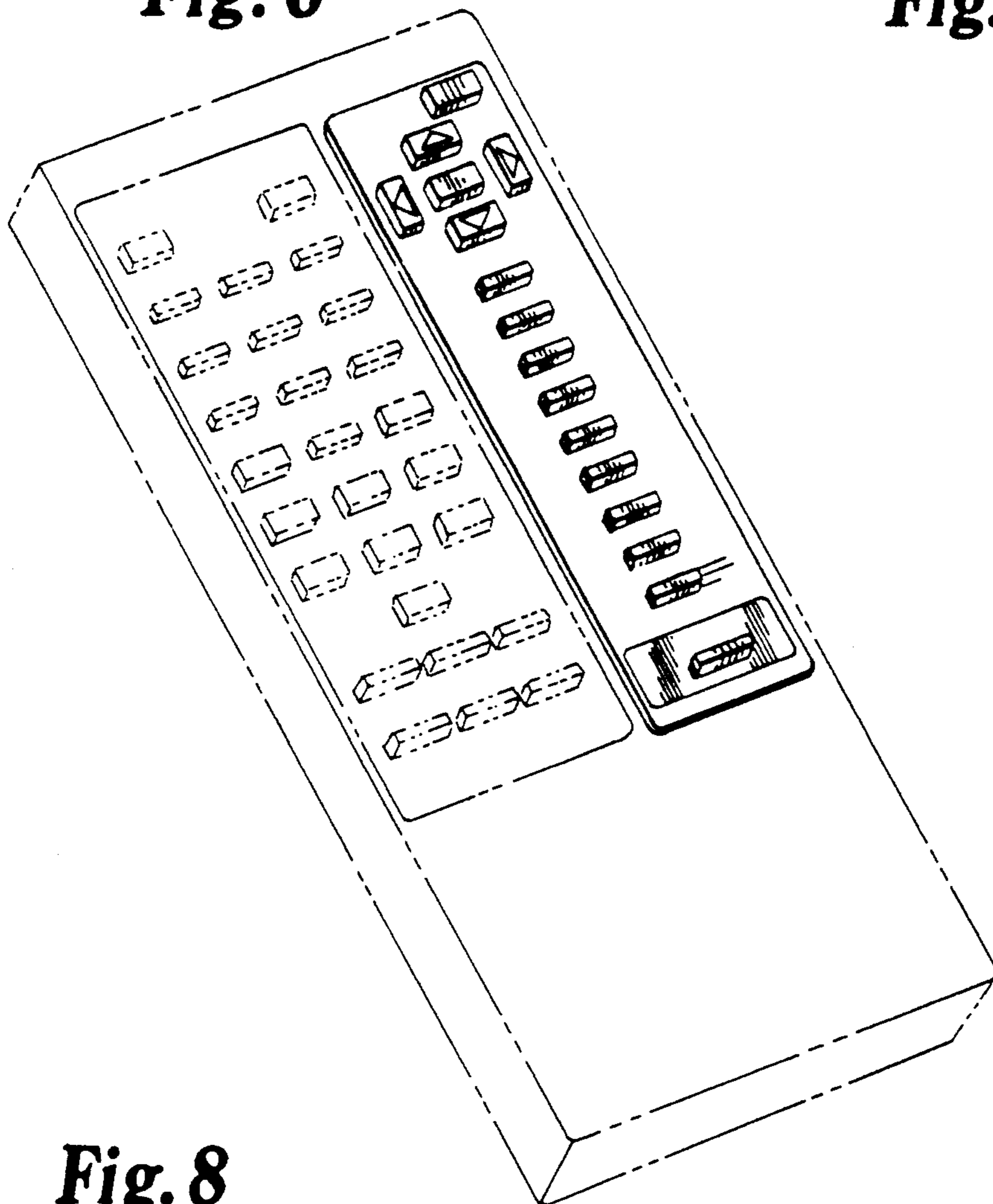


Fig. 7



Fig. 8




Fig. 9



Fig. 10

