



US00D348241S

# United States Patent [19]

[11] Patent Number: **Des. 348,241**

Graas et al.

[45] Date of Patent: **\*\* Jun. 28, 1994**

## [54] TIRE TREAD

[75] Inventors: **Maurice Graas**, Reichlange, Luxembourg; **Richard Heinen**, Habay-La-Neuve; **Alain Alphonse Z. S. Klepper**, Tenneville, both of Belgium

[73] Assignee: **The Goodyear Tire & Rubber Company**, Akron, Ohio

[\*] Notice: The portion of the term of this patent subsequent to Jun. 8, 2007 has been disclaimed.

[\*\*] Term: **14 Years**

[21] Appl. No.: **930,037**

[22] Filed: **Aug. 17, 1992**

[52] U.S. Cl. .... **D12/147**

[58] Field of Search ..... 152/209 R, 209 A, 209 B, 152/209 D; D12/137, 140, 145-148

## [56] References Cited

### U.S. PATENT DOCUMENTS

- D. 317,740 6/1991 Takehara ..... D12/146
- D. 336,270 6/1983 Graas et al. .... D12/147

## OTHER PUBLICATIONS

- 1991 Tread Design Guide, p. 13, Bridgestone Potenza RE 93 Tire, bottom center of page.
- 1991 Tread Design Guide, p. 32, General Radial ST Tire, third row down from top, right side of page.
- 1991 Tread Design Guide, p. 73, Yokohama A378 Tire, top left side of page.

*Primary Examiner*—James M. Gandy  
*Attorney, Agent, or Firm*—T. P. Lewandowski

## [57] CLAIM

The ornamental design for a tire tread, as shown and described.

## DESCRIPTION

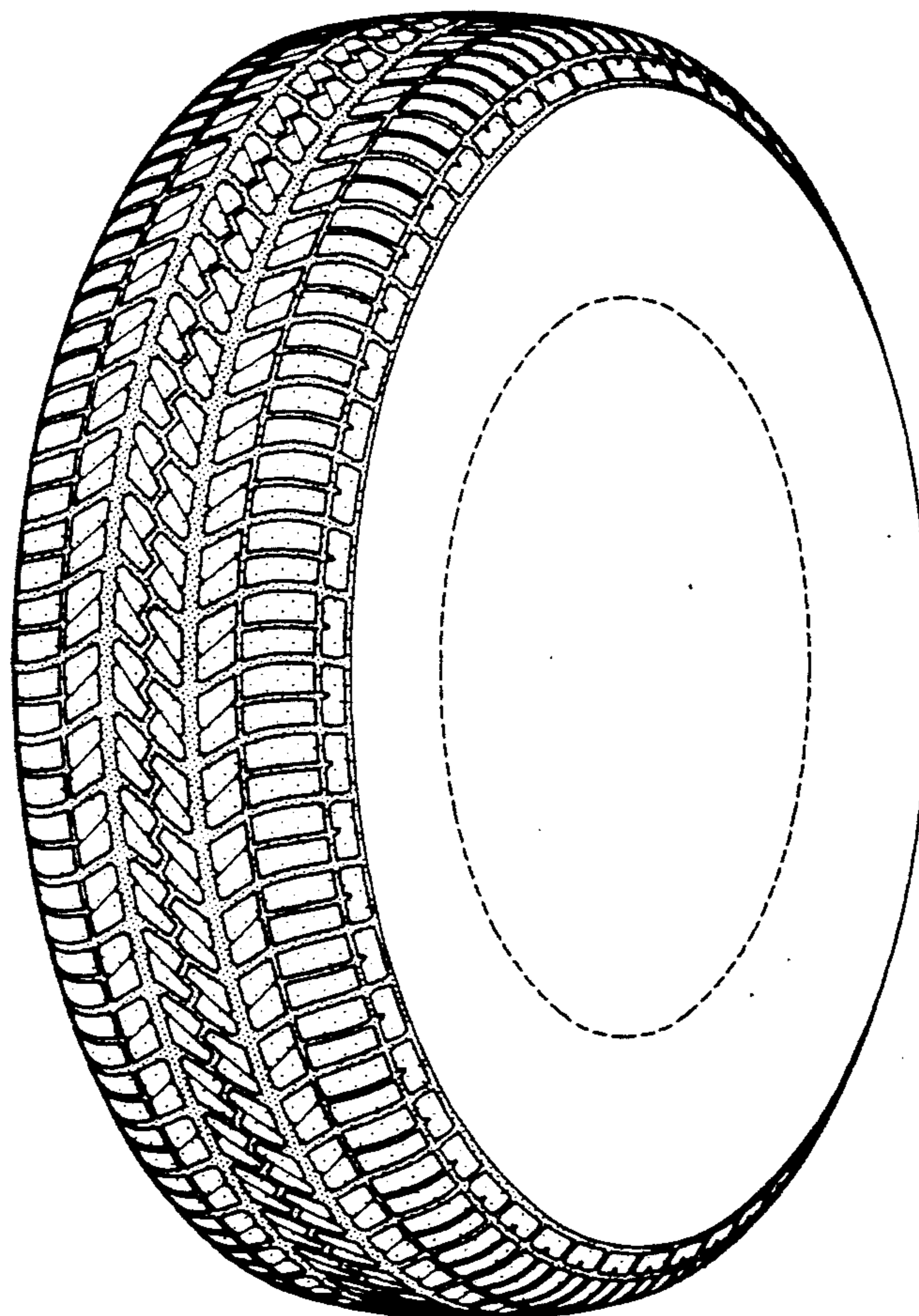
FIG. 1 is a perspective view of a tire tread showing our new design, it being understood that the pattern is repeated uniformly throughout the circumference thereof;

FIG. 2 is a front elevational view thereof;

FIG. 3 is a side elevational view thereof; and,

FIG. 4 is an enlarged fragmentary front elevational view thereof.

The broken line showing of the tire sidewall in FIGS. 1, 2 and 3 of the drawing is for illustrative purposes only and forms no part of the claimed design.



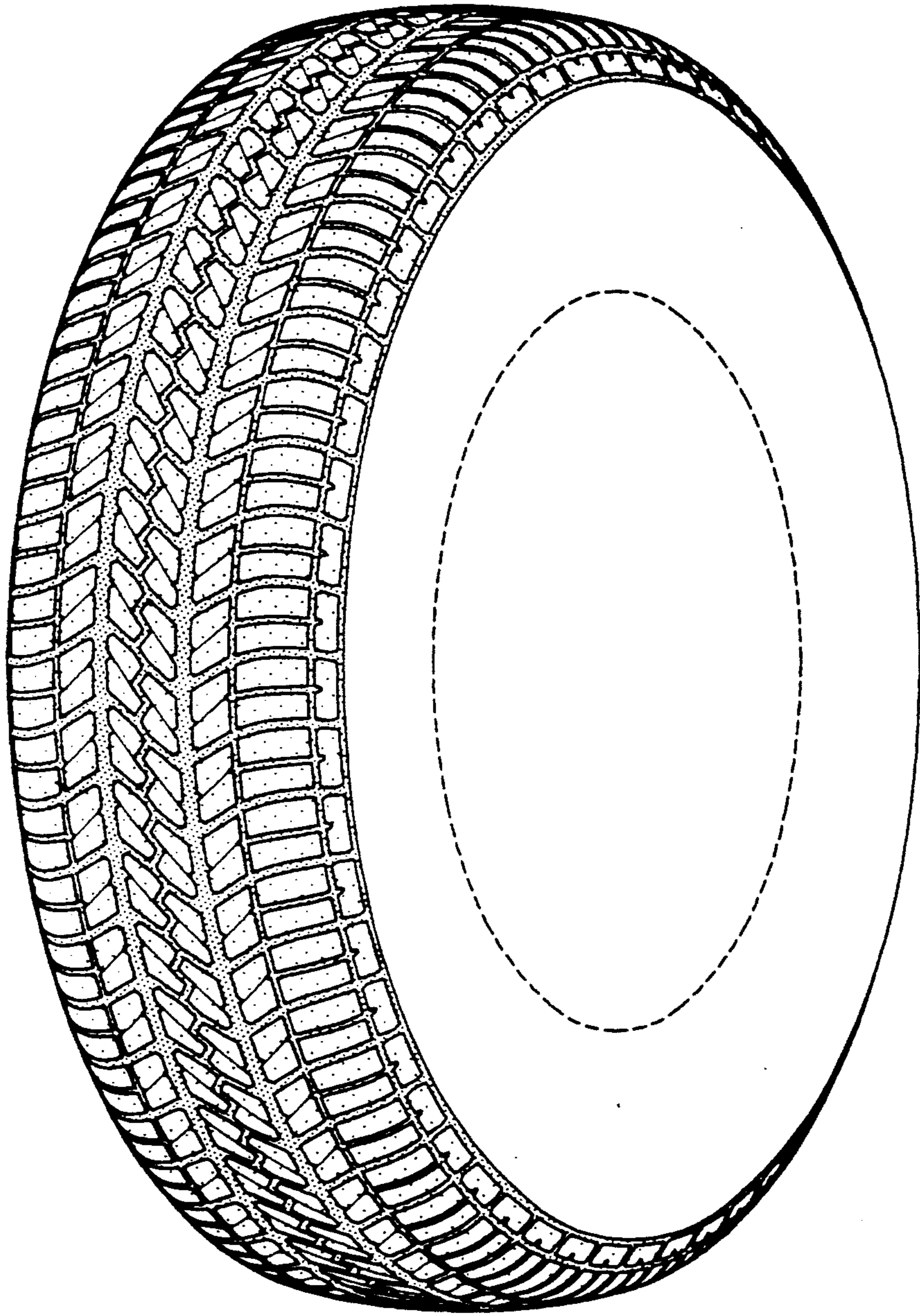


FIG-1



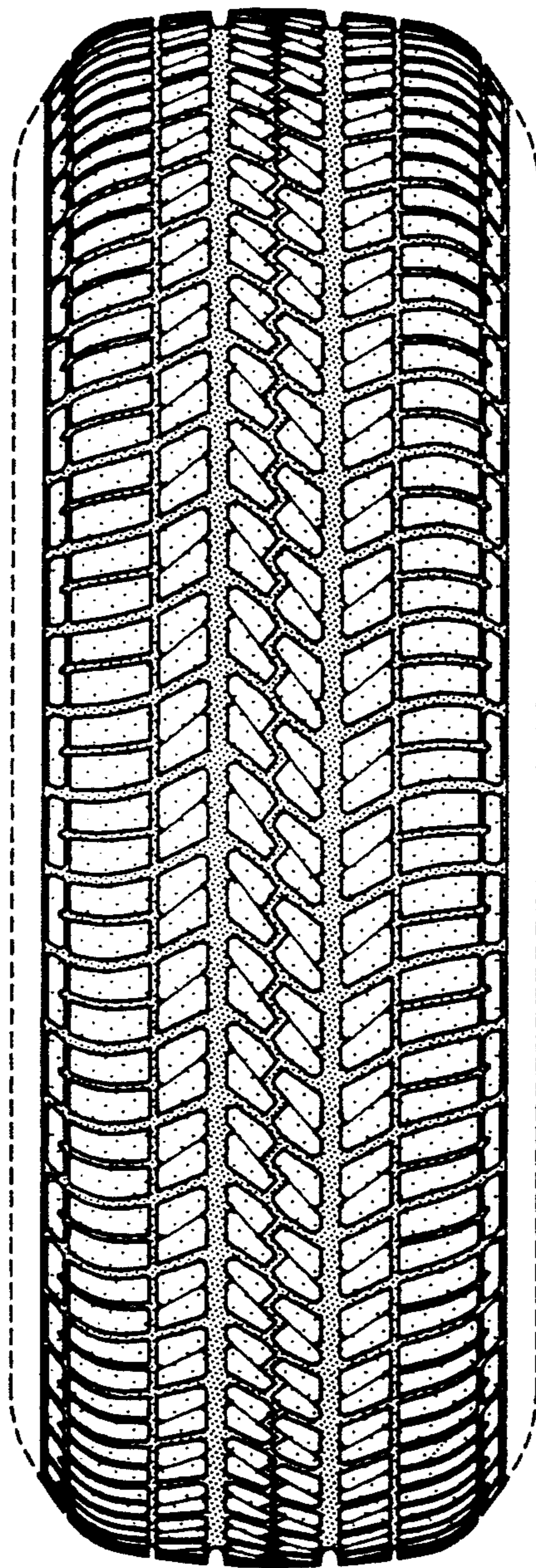


FIG-2




FIG-3

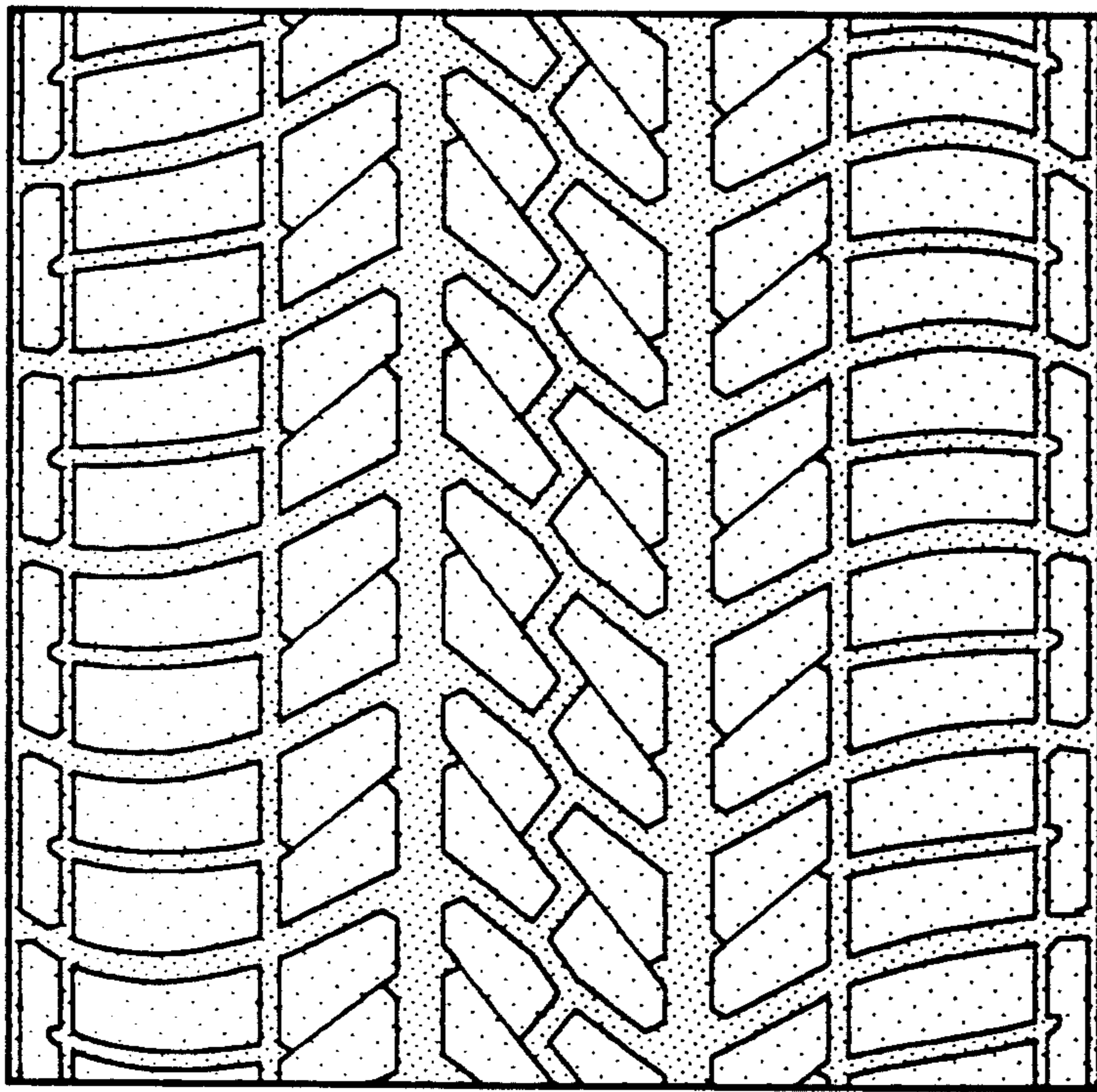


FIG-4