



US00D348222S

United States Patent [19]

[11] Patent Number: **Des. 348,222**

Fujimori

[45] Date of Patent: **** Jun. 28, 1994**

- [54] **CLOCK**
- [75] Inventor: **Mayumi Fujimori, Tokyo, Japan**
- [73] Assignee: **Seikosha Co., Ltd., Japan**
- [**] Term: **14 Years**
- [21] Appl. No.: **890,679**
- [22] Filed: **May 29, 1992**
- [52] U.S. Cl. **D10/7; D10/28 X**
- [58] Field of Search **368/179, 180, 276-277, 368/285; D10/1-40, 122-132**

- D. 320,352 10/1991 Sugano D10/28
- D. 322,761 12/1991 Endo D10/6
- 2,746,237 5/1956 Anderson D10/7

Primary Examiner—Nelson C. Holtje
Attorney, Agent, or Firm—Bruce L. Adams; Van C. Wilks

[57] CLAIM

The ornamental design for a clock, as shown and described.


DESCRIPTION

FIG. 1 is a front elevational view of a clock showing my new design;
 FIG. 2 is a rear elevational view thereof;
 FIG. 3 is a right side elevational view thereof, the left side being the same in appearance as the right side;
 FIG. 4 is a top plan view thereof;
 FIG. 5 is a bottom plan view thereof; and,
 FIG. 6 is a front elevational view thereof showing the pendulum at one end of its stroke.

[56] References Cited

U.S. PATENT DOCUMENTS

- D. 84,088 5/1931 Kiwad D10/7
- D. 179,977 4/1957 Maddox D10/7
- D. 185,242 5/1959 Sayih D10/7
- D. 186,727 11/1959 Laszlo D10/7
- D. 223,619 5/1972 Sicherman D10/7






FIG. 1

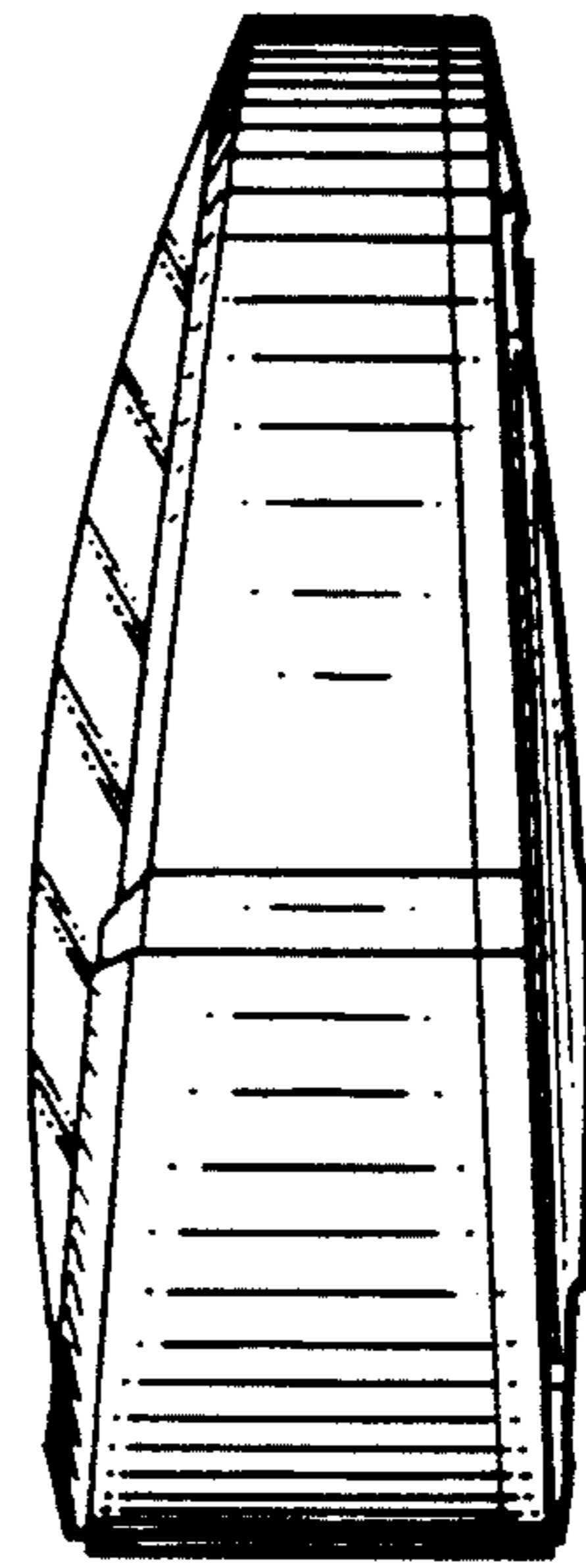


FIG. 3

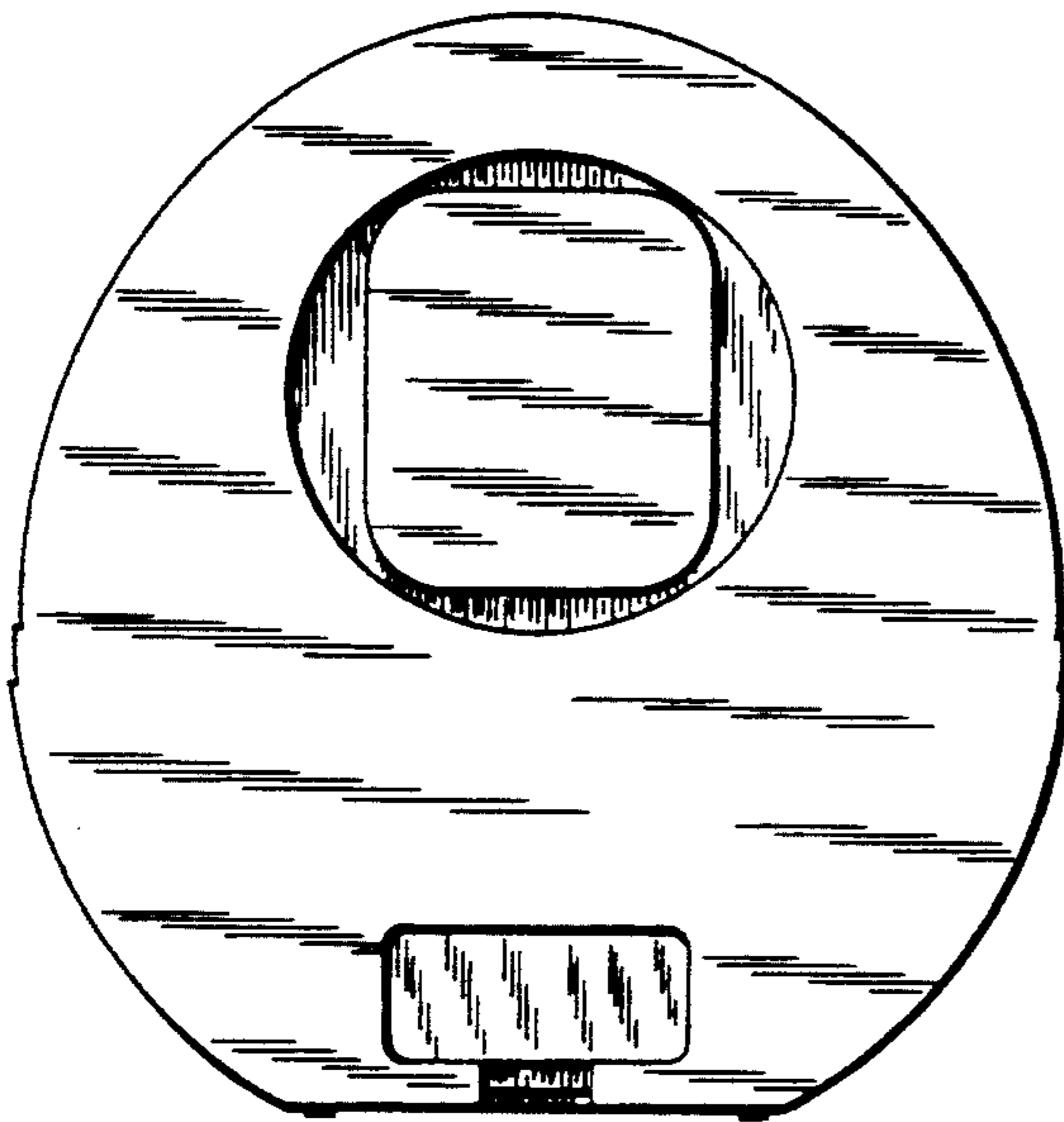


FIG. 2

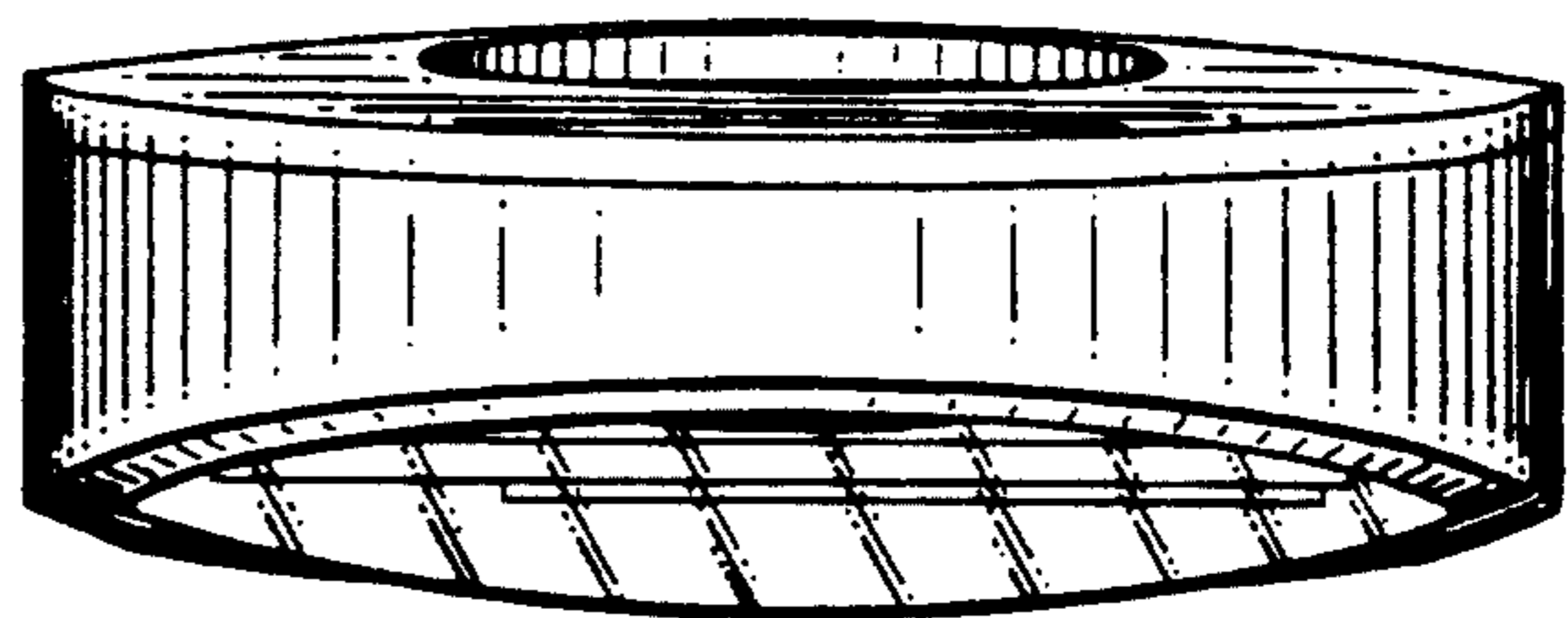


FIG. 4




FIG. 5




FIG. 6