



US00D348215S

# United States Patent [19] Melhorn

[11] Patent Number: **Des. 348,215**  
[45] Date of Patent: **\*\* Jun. 28, 1994**

[54] **TREE-MOUNTABLE SUPPORT**  
[76] Inventor: **Terry D. Melhorn**, 227 Waldorf Dr.,  
York, Pa. 17404  
[\*\*] Term: **14 Years**  
[21] Appl. No.: **561**  
[22] Filed: **Oct. 19, 1992**  
[52] U.S. Cl. .... **D8/380; D8/367;**  
**D8/387; D22/108; D22/199**  
[58] Field of Search ..... **42/94; 89/37.04;**  
**248/216.1, 217.4, 218.1, 218.2, 304; D6/552;**  
**D8/370, 373, 367, 380, 387; D22/108, 199**

4,676,021 6/1987 Groba ..... 42/94  
4,854,066 8/1989 Canterbury, Sr. .... D22/108 X  
4,856,953 8/1989 Lin ..... 248/217.4

*Primary Examiner*—A. Hugo Word  
*Assistant Examiner*—Doris V. Coles  
*Attorney, Agent, or Firm*—Charles J. Long

[56] **References Cited**  
**U.S. PATENT DOCUMENTS**

D. 255,213 6/1980 Fischer ..... D8/370  
D. 259,241 5/1981 Lynch et al. .... D8/380 X  
2,375,214 5/1945 Creedon ..... 248/126  
2,542,343 2/1951 Merrill ..... 248/217.4  
4,438,581 3/1984 Lavalley ..... 42/94

[57] **CLAIM**  
The ornamental design for a tree-mountable support, as shown and described.

**DESCRIPTION**

FIG. 1 is a top plan view of a tree-mountable support, showing my new design;  
FIG. 2 is a left side elevational view thereof, the right side elevational view being a mirror image of FIG. 2;  
FIG. 3 is an end elevational view of the non-threaded end thereof; and,  
FIG. 4 is perspective view thereof.  
The bottom of the tree-mountable support is plain and unadorned.




Fig. 1




Fig. 2




Fig. 3



Fig. 4

