



US00D348214S

**United States Patent** [19]  
**Girardin**

[11] **Patent Number: Des. 348,214**

[45] **Date of Patent: \*\* Jun. 28, 1994**

[54] **SAFETY HOOK**

1,649,655 11/1927 Benson ..... 248/304 X

[76] **Inventor: Jean M. Girardin**, 1250 Franklin Blvd., Cambridge Ont. N1R 6C9, Canada

**FOREIGN PATENT DOCUMENTS**

142261 6/1935 Fed. Rep. of Germany ... 294/82.19  
2668560 4/1992 France ..... 248/304  
24114 of 1905 United Kingdom ..... 294/82.19

[\*\*] **Term: 14 Years**

[21] **Appl. No.: 4,911**

*Primary Examiner*—Wallace R. Burke  
*Assistant Examiner*—H. Baynham  
*Attorney, Agent, or Firm*—Richard J. Hicks

[22] **Filed: Feb. 16, 1993**

[52] **U.S. Cl. .... D8/367**

[58] **Field of Search .... D8/367; 294/26, 82.11, 294/82.19; D34/35**

[57] **CLAIM**

The ornamental design for a safety hook, as shown.

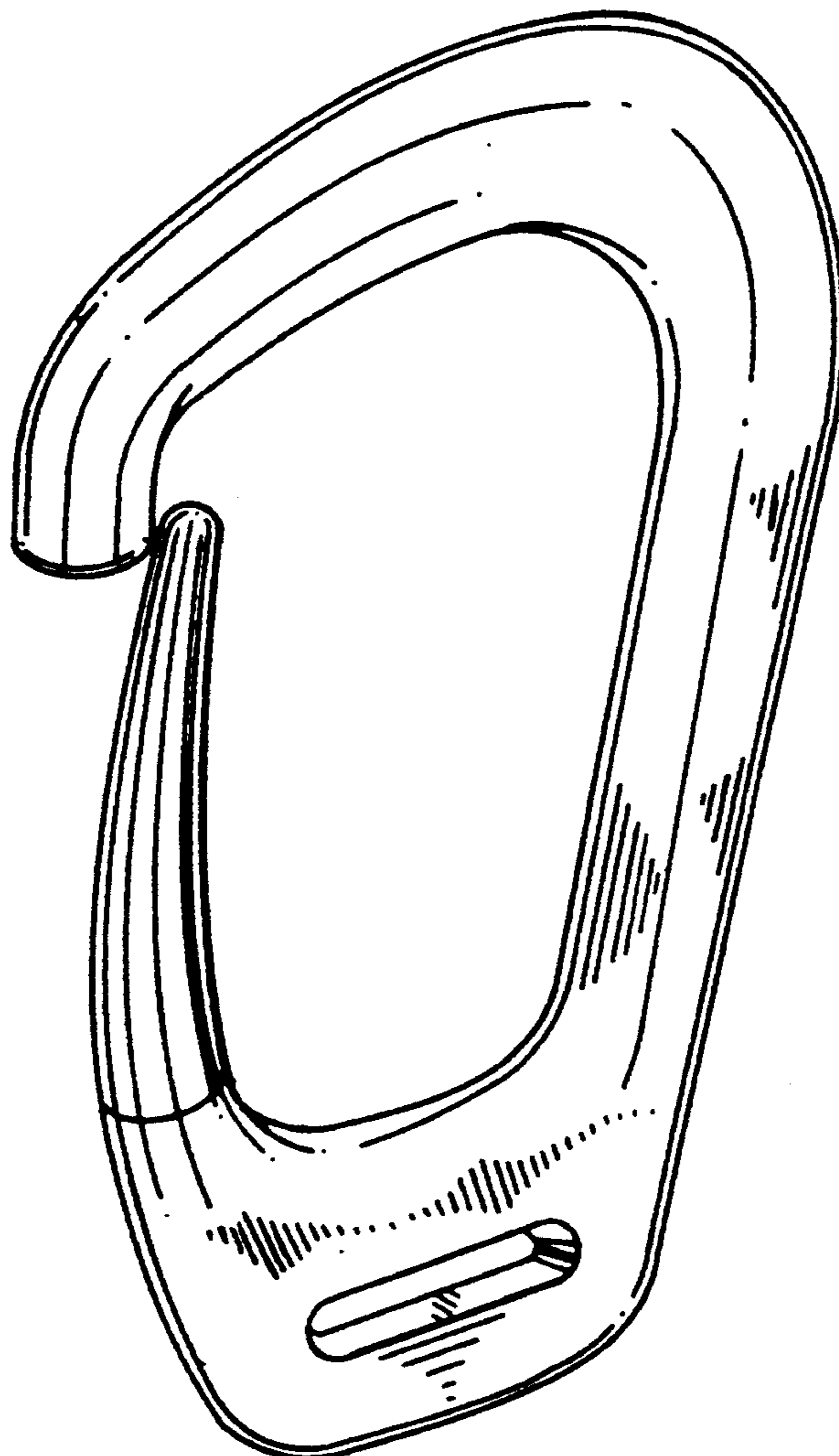
[56] **References Cited**

**DESCRIPTION**

**U.S. PATENT DOCUMENTS**

D. 160,994 11/1950 Brummel ..... D8/367  
D. 234,946 4/1975 Fredricksson ..... D8/367  
D. 244,585 6/1977 Jónsson ..... D8/367  
D. 271,465 11/1983 Boissonnet ..... D8/367  
D. 273,273 4/1984 Faidide ..... D8/367  
D. 282,904 3/1986 Faidide ..... D8/367

FIG. 1 is a top plan view of a safety hook;  
FIG. 2 is a front view thereof;  
FIG. 3 is a right side view thereof;  
FIG. 4 is a bottom view thereof;  
FIG. 5 is a front view thereof;  
FIG. 6 is a left side view thereof; and,  
FIG. 7 is a perspective view thereof.






FIG. 1

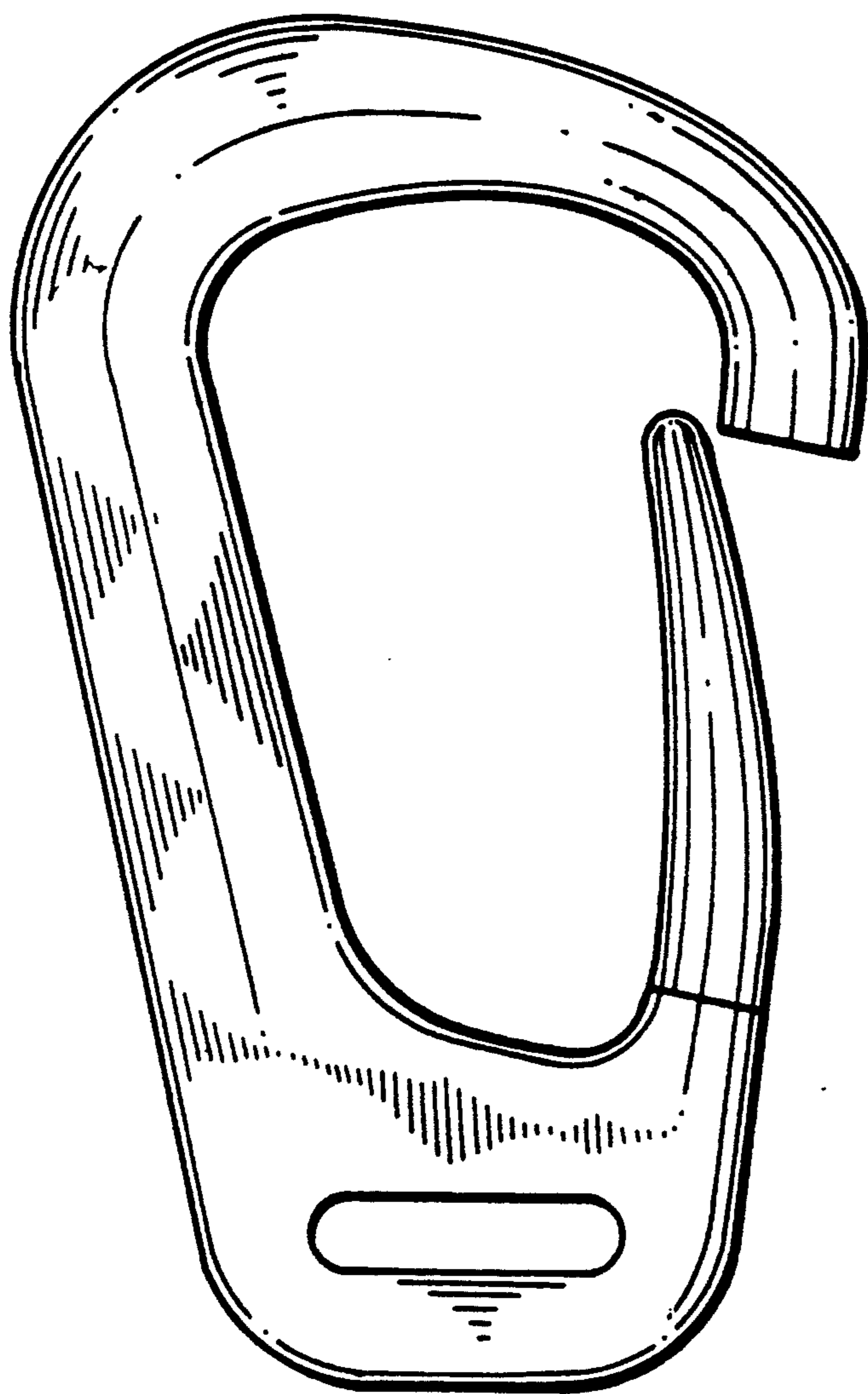


FIG. 2



FIG. 3




FIG. 4

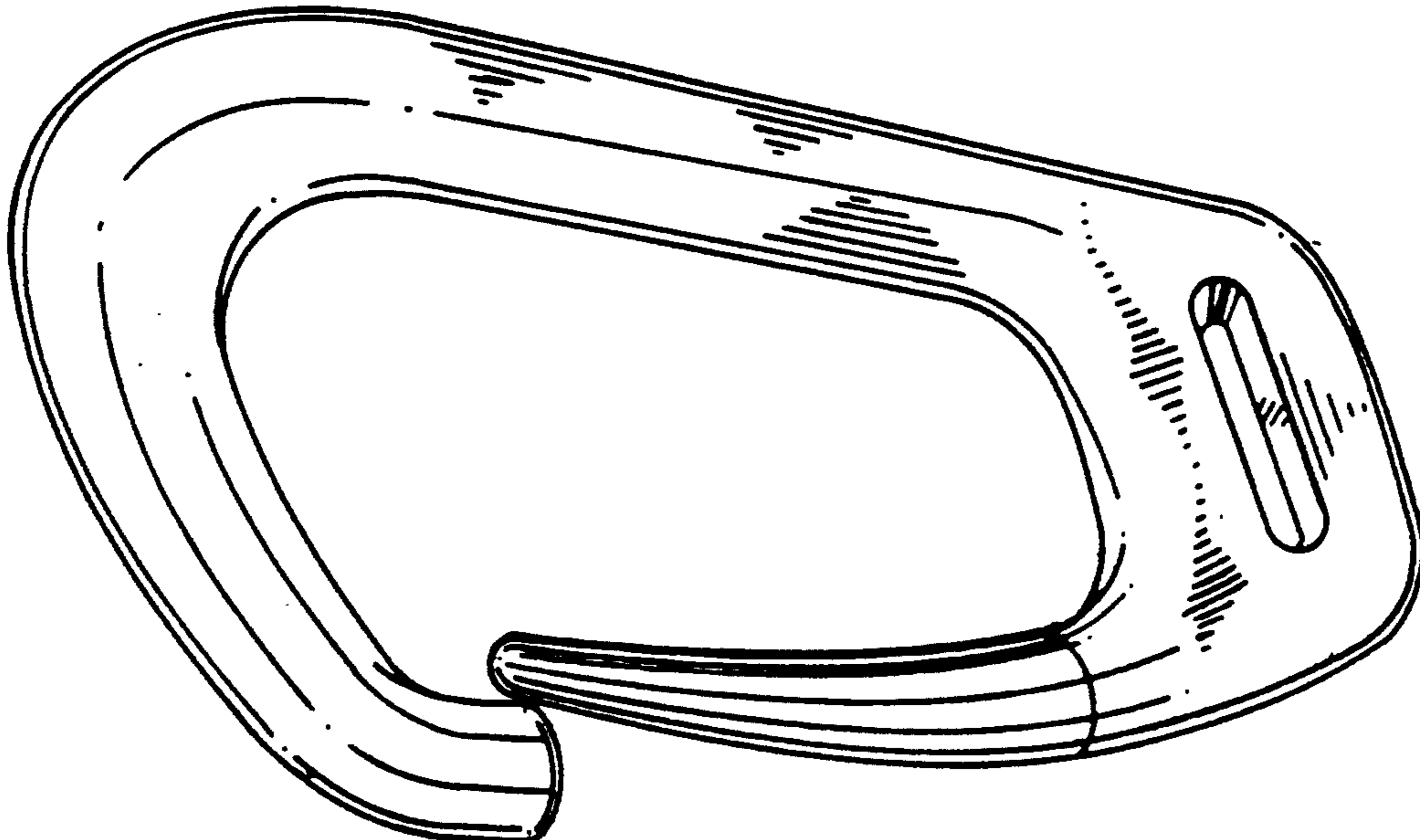


FIG. 5




FIG. 6




FIG. 7