



US00D348213S

United States Patent [19]

[11] Patent Number: **Des. 348,213**

Moliner

[45] Date of Patent: **** Jun. 28, 1994**

[54] **HOOK**

[75] Inventor: **Michael Moliner**, Montreal, Canada

[73] Assignee: **SportRack Canada Inc.**, Granby, Canada

1,637,981 8/1927 Baldwin 24/130 X
 2,206,560 7/1940 Embry 248/301
 3,087,214 4/1963 Poterbaugh 24/300
 3,575,371 4/1971 Carlstedt 248/340 X
 3,952,985 4/1976 Davenport 248/489 X
 4,971,380 11/1990 Cote et al. 248/301

[**] Term: **14 Years**

[21] Appl. No.: **2,897**

[22] Filed: **Dec. 22, 1992**

Primary Examiner—Wallace R. Burke
Assistant Examiner—Holly H. Baynham
Attorney, Agent, or Firm—Swabey Ogilvy Renault

[30] **Foreign Application Priority Data**

Sep. 1, 1992 [CA] Canada 0109927

[52] U.S. Cl. **D8/367**

[58] Field of Search D8/367, 371; 24/265 H, 24/300; 248/493, 340, 301-304

[57] **CLAIM**

The ornamental design for a hook, as shown and described.


DESCRIPTION

FIG. 1 is a perspective view of the hook showing my new design;
 FIG. 2 is a side elevational view thereof, the opposite view being identical;
 FIG. 3 is a front elevational view thereof;
 FIG. 4 is a top plan view thereof;
 FIG. 5 is a bottom plan view thereof; and,
 FIG. 6 is a rear elevational view thereof.

[56] **References Cited**

U.S. PATENT DOCUMENTS

D. 241,222 8/1976 Edwards D8/373 X
 D. 315,669 3/1991 Paul D8/367 X
 D. 316,956 5/1991 Hoskinson et al. D8/367 X






FIG. 1




FIG. 2

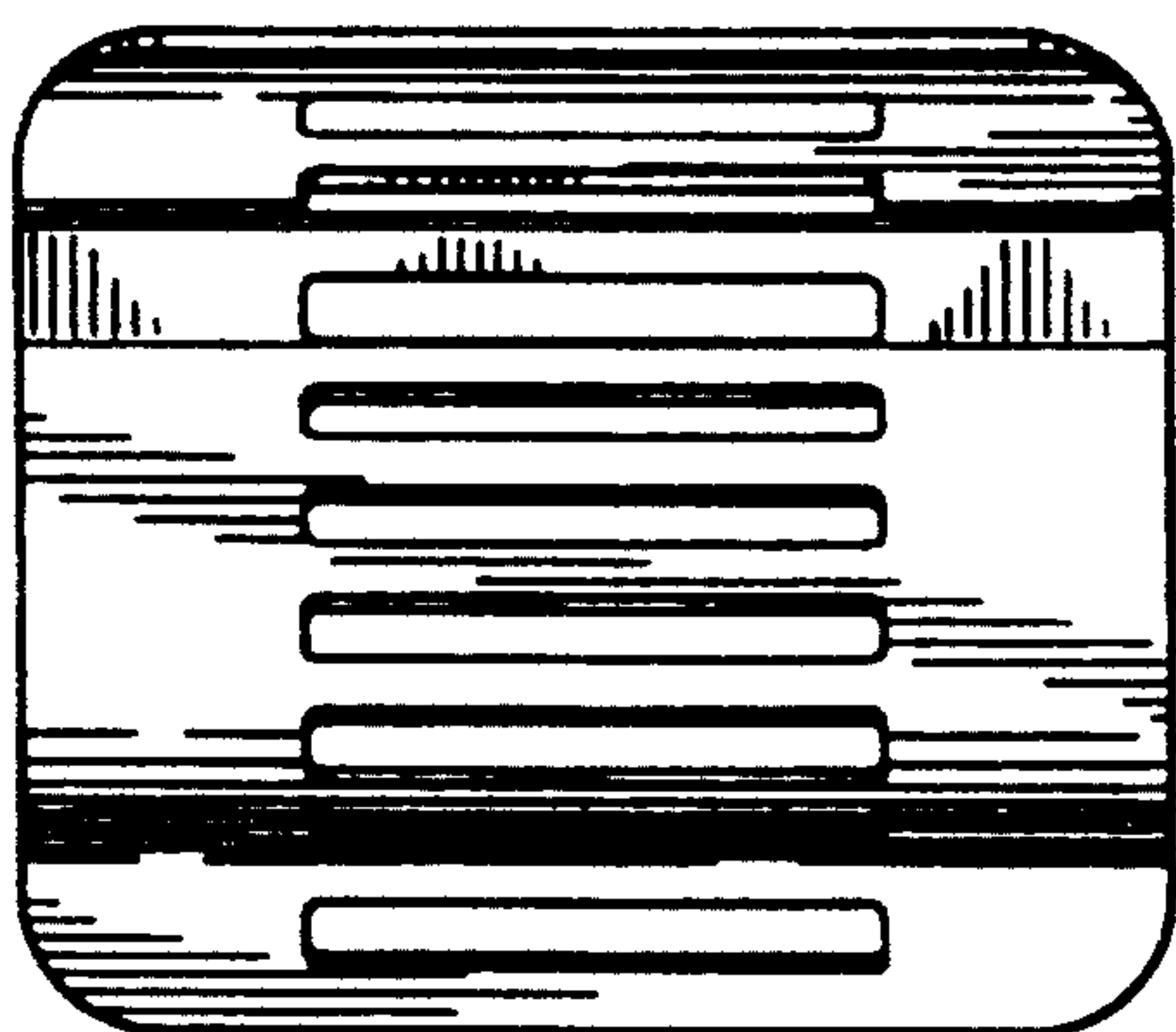


FIG. 3




FIG. 4



FIG. 5

FIG. 6

