



US00D348200S

United States Patent [19]
Carsello

[11] **Patent Number: Des. 348,200**
[45] **Date of Patent: ** Jun. 28, 1994**

[54] **DOOR HANDLESET**

[75] **Inventor: Anthony J. Carsello, Chino, Calif.**

[73] **Assignee: Emhart Inc., Newark, Del.**

[**] **Term: 14 Years**

[21] **Appl. No.: 742,657**

[22] **Filed: Aug. 8, 1991**

[52] **U.S. Cl. D8/302; D8/320**

[58] **Field of Search D8/301, 302, 316-320;
16/110 R, 111 R; 292/47, 336.3, DIG. 30;
70/DIG. 73**

[56] **References Cited**

U.S. PATENT DOCUMENTS

- D. 223,991 6/1972 Gerlach D8/302
- D. 246,501 11/1977 Clayton D8/320

OTHER PUBLICATIONS

Schlage Architectural Guide to Locks and Security Products; ©1988; p. 13; "Parthenon" handle.

Primary Examiner—B. J. Bullock
Attorney, Agent, or Firm—Spencer T. Smith

[57] **CLAIM**

The ornamental design for a door handleset, as shown and described.

DESCRIPTION

FIG. 1 is a front elevational view of my new design of a door handleset;

FIG. 2 is a right side view of my new design of the door handleset, a left side view of my new design of the door handleset being a mirror image of the right side view thereof;

FIG. 3 is a rear view of my new design of the door handleset;

FIG. 4 is a top view of my new design of the door handleset;

FIG. 5 is a bottom view of my new design of the door handleset; and,

FIG. 6 is a perspective view of my new design of the door handleset.




Fig. 1

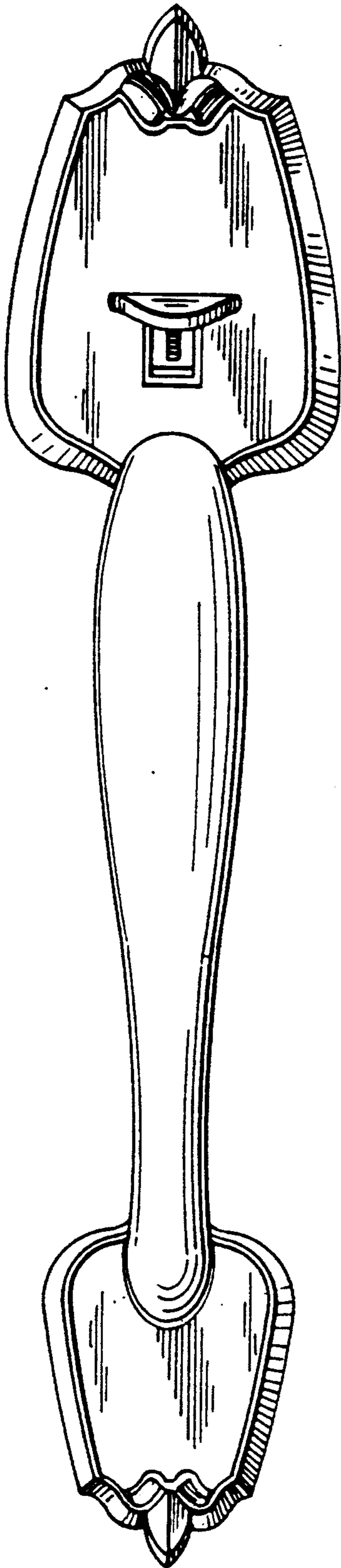


Fig. 2

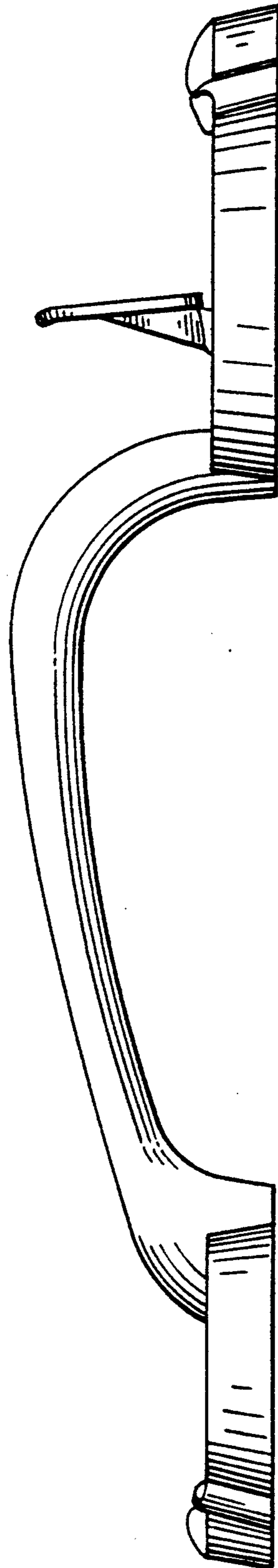


Fig. 3

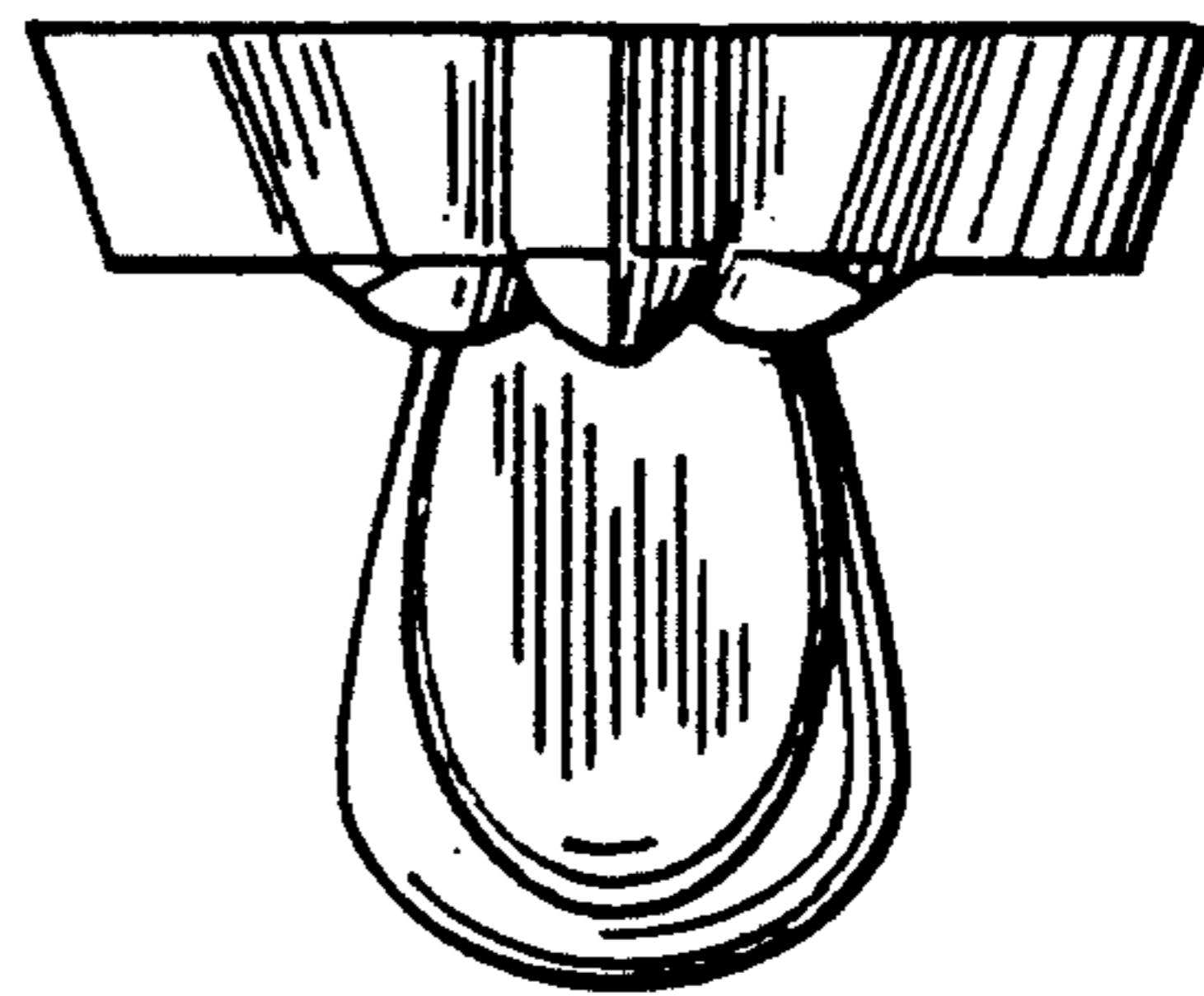
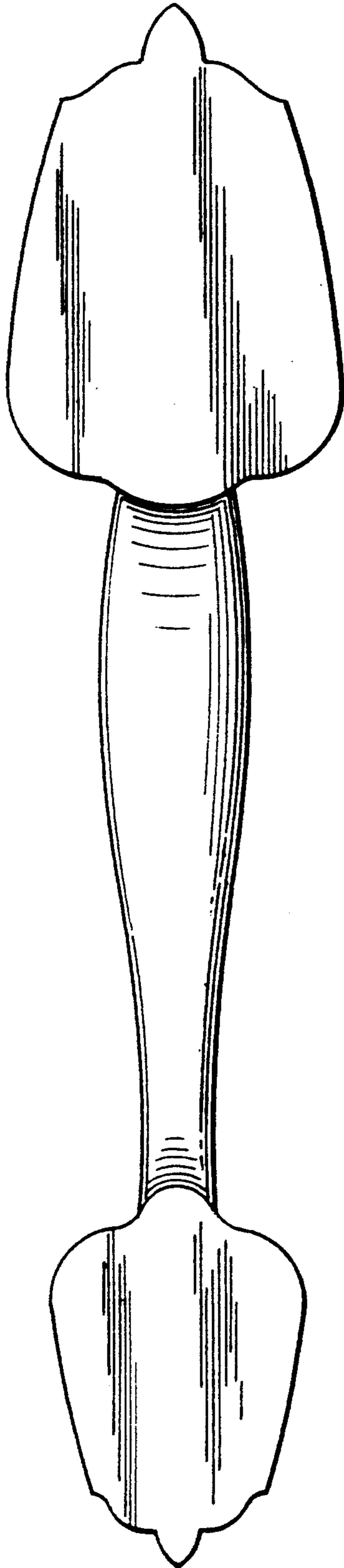


Fig. 4

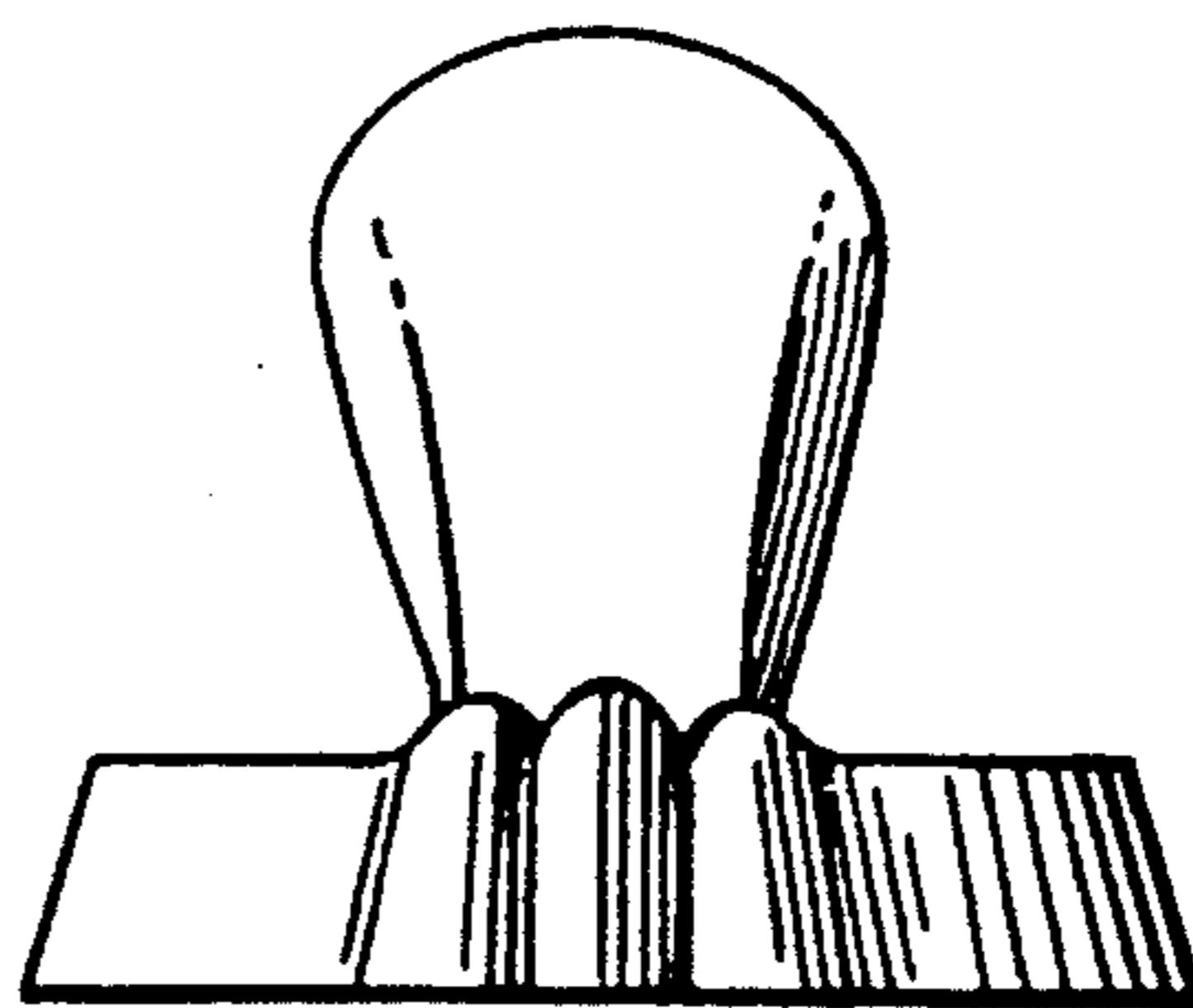


Fig. 5




FIG. 6