



US00D348197S

# United States Patent [19] Denman

[11] Patent Number: **Des. 348,197**

[45] Date of Patent: **\*\* Jun. 28, 1994**

[54] **WHEEL CLAMP**

[76] Inventor: **Philip Denman, 58 Bath Road, Old Town, Swindon, Wiltshire, England**

[\*\*] Term: **14 Years**

[21] Appl. No.: **7,098**

[22] Filed: **Apr. 14, 1993**

[52] U.S. Cl. .... **D8/72**

[58] Field of Search ..... **D8/71, 72; 70/259; 269/238, 239**

[56] **References Cited**

**U.S. PATENT DOCUMENTS**

2,731,696	1/1956	Sutton	.....	D8/72 X
3,071,368	1/1963	Harding	.....	269/239
3,736,629	6/1973	Blake	.....	D8/72 X
3,868,837	3/1975	Quimby	.....	70/259
3,909,889	10/1975	Emerson	.....	269/238 X

**FOREIGN PATENT DOCUMENTS**

2037242 11/1979 United Kingdom .  
2179607 8/1986 United Kingdom .

*Primary Examiner*—Alan P. Douglas  
*Assistant Examiner*—Jeffrey H. Musgrove  
*Attorney, Agent, or Firm*—Lorusso & Loud

[57] **CLAIM**

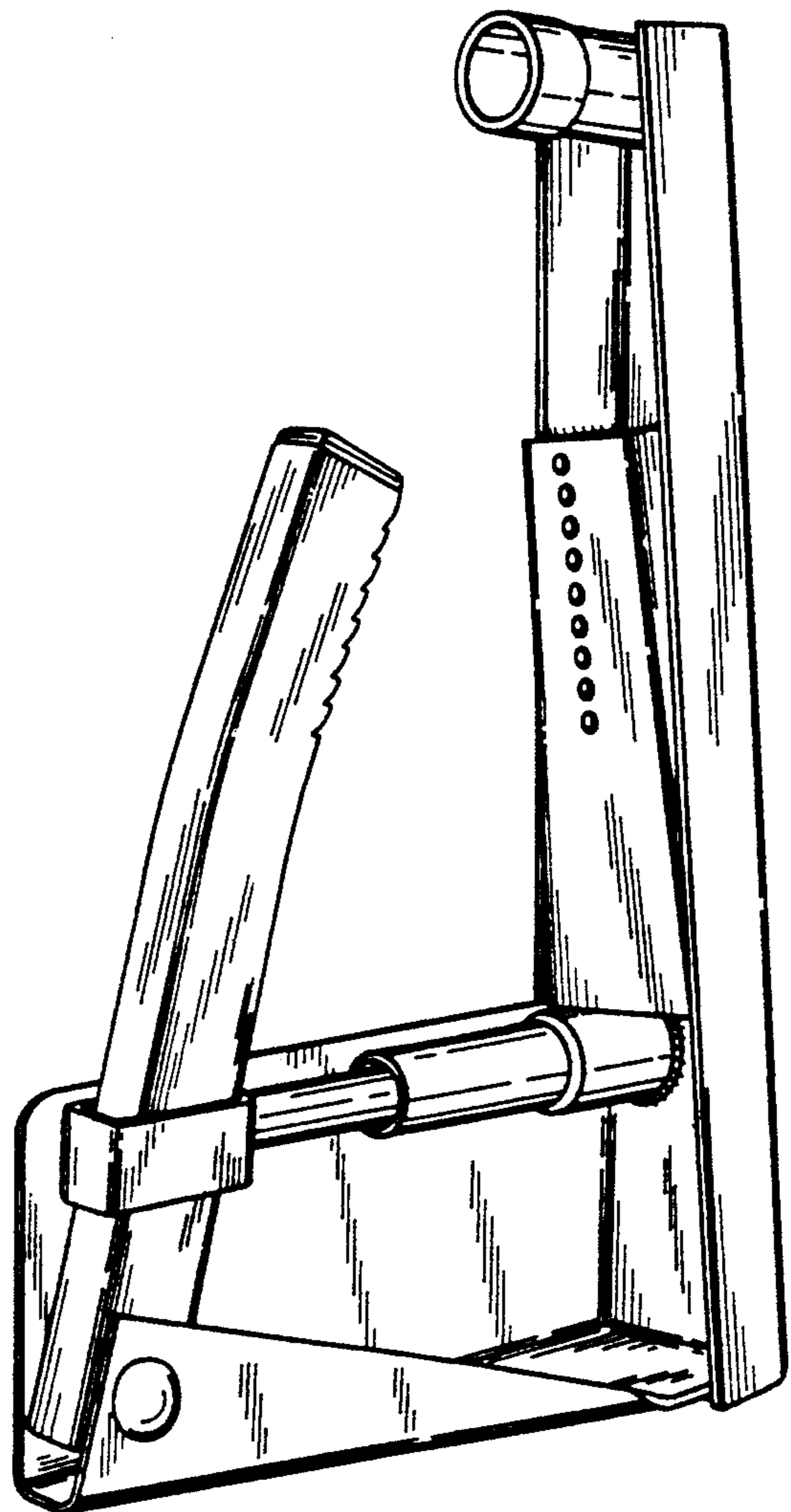

The ornamental design for a wheel clamp, as shown and described.

**DESCRIPTION**

FIG. 1 is a view from one side of a wheel clamp in accordance with my design;

FIG. 2 is a perspective view of the wheel clamp from the same side as shown in FIG. 1; and,

FIG. 3 is a perspective view of the wheel clamp from the side opposite to that shown in FIG. 1.



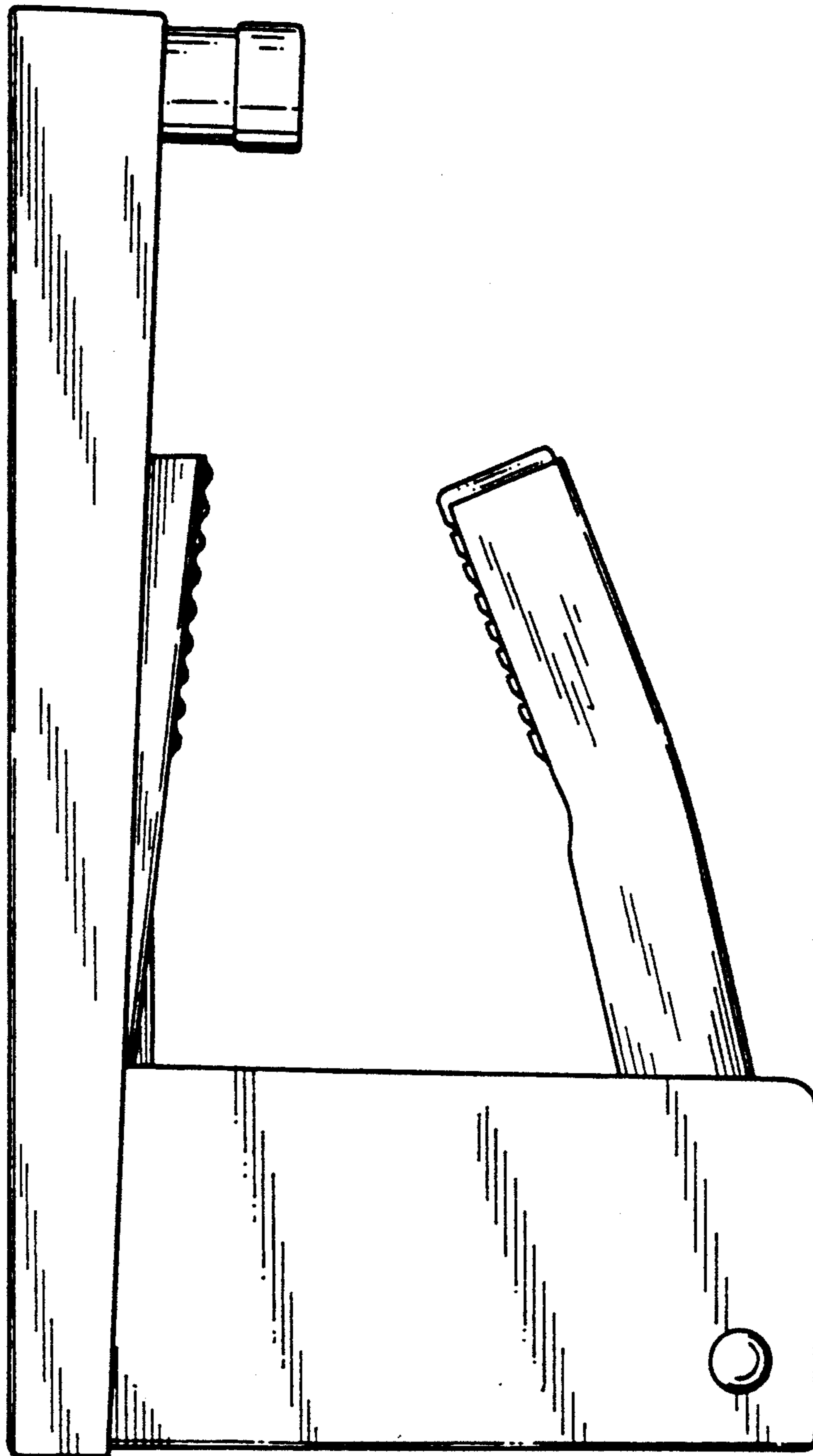


Fig. 1




Fig. 2

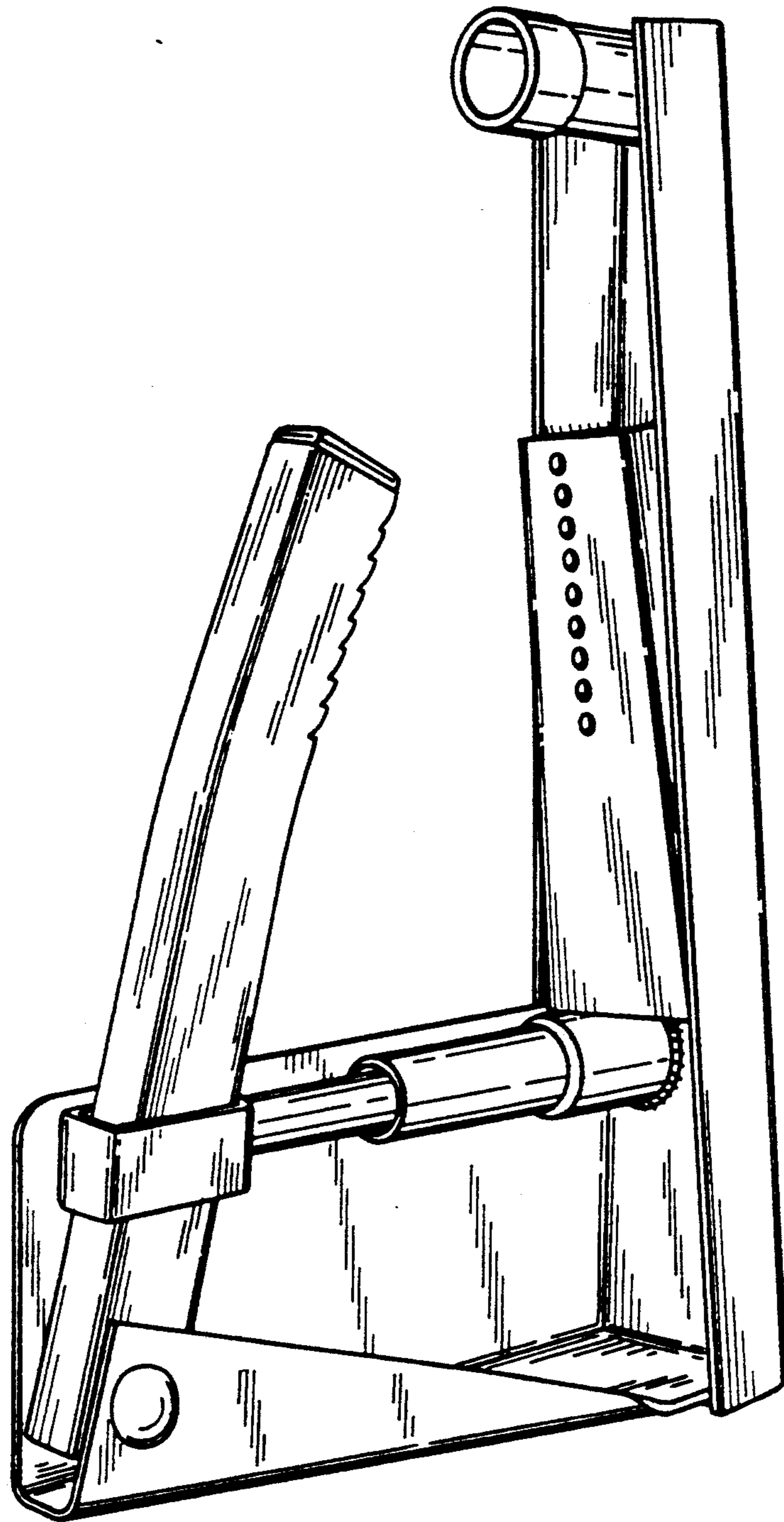


Fig. 3