



US00D348167S

**United States Patent** [19]  
**Miller**

[11] **Patent Number: Des. 348,167**  
[45] **Date of Patent: \*\* Jun. 28, 1994**

[54] **KNEELING PAD**  
[75] **Inventor: D. Scott Miller, Wooster, Ohio**  
[73] **Assignee: Rubbermaid Incorporated, Wooster, Ohio**  
[\*\*] **Term: 14 Years**  
[21] **Appl. No.: 11,455**  
[22] **Filed: Aug. 5, 1993**  
[52] **U.S. Cl. .... D6/598; D6/597; D11/50; D21/157**  
[58] **Field of Search ..... D6/595, 596, 597, 598, D6/601; 5/420; 297/452.17, 452.26; D3/235, 260; D21/157; D11/50**

2,727,242 12/1955 Pascal ..... D6/598

**OTHER PUBLICATIONS**

Gentle Giants Fall '84 Cat, p. 5, Fish Ornaments A , top left side of page.

*Primary Examiner*—Wallace R. Burke  
*Assistant Examiner*—Lisa Lichtenstein  
*Attorney, Agent, or Firm*—Richard B. O'Planick; Lisa B. Riedesel

**CLAIM**

[57] The ornamental design for a kneeling pad, as shown.

**DESCRIPTION**

FIG. 1 is a top right front perspective view of a kneeling pad showing my new design;  
FIG. 2 is a front elevational view thereof;  
FIG. 3 is a top plan view thereof;  
FIG. 4 is a bottom plan view thereof;  
FIG. 5 is a right side elevational view thereof; and,  
FIG. 6 is a left side elevational view thereof.

[56] **References Cited**  
**U.S. PATENT DOCUMENTS**  
D. 155,947 11/1949 Van Sciver ..... D21/157  
D. 186,610 11/1959 Allen et al. .... D21/157  
D. 256,202 8/1980 Schmickel et al. .... D6/598



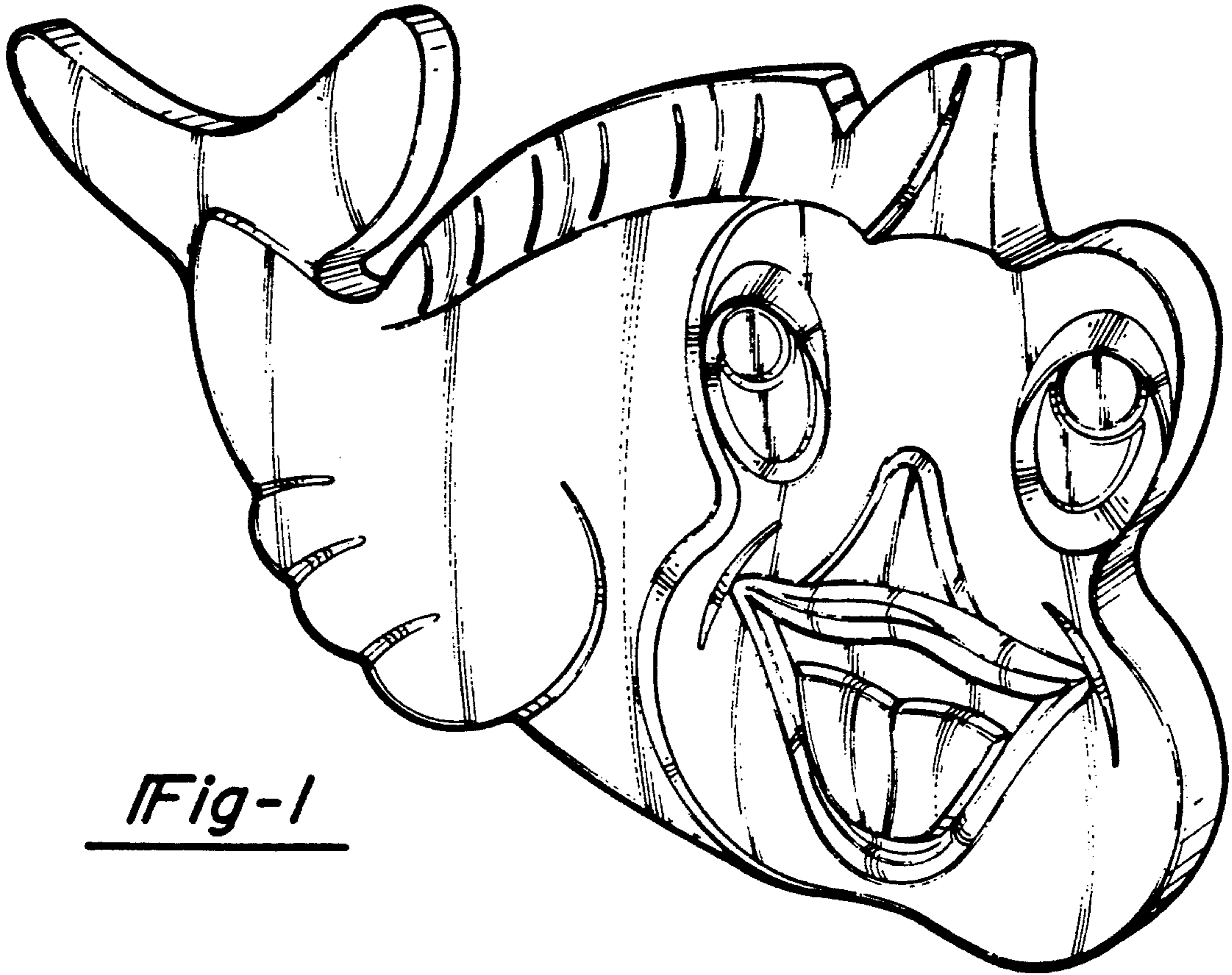


Fig-1

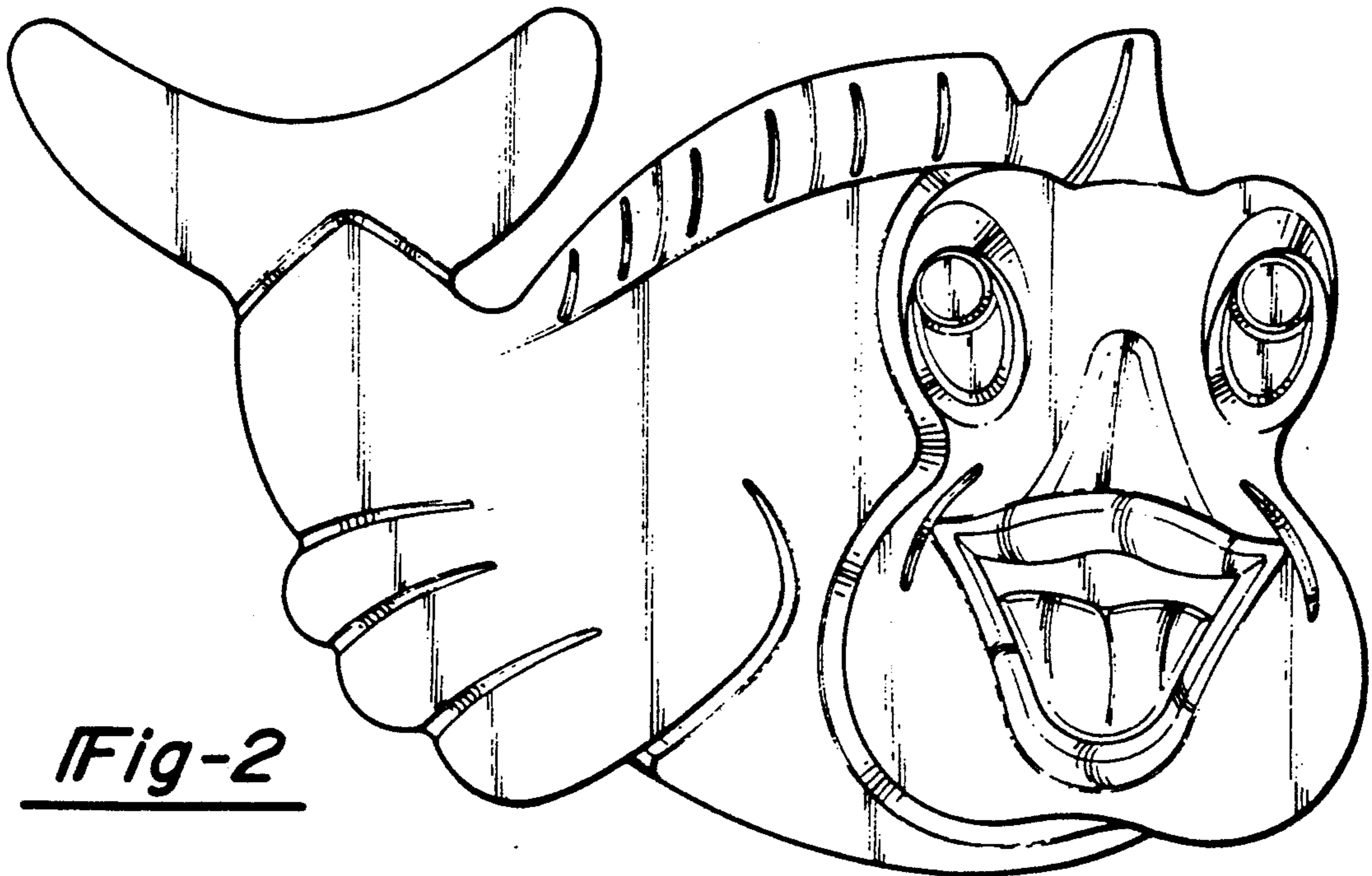


Fig-2

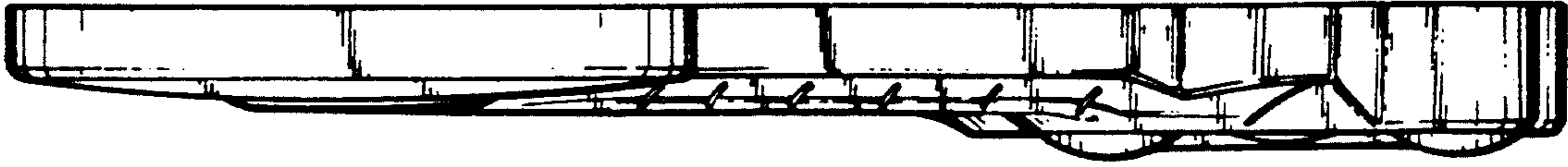


Fig-3



Fig-4




Fig-5



Fig-6