



US00D348155S

# United States Patent [19]

[11] Patent Number: **Des. 348,155**

McCreary et al.

[45] Date of Patent: **\*\* Jun. 28, 1994**

[54] **HINGED JEWELRY CASE**

1,960,073	5/1934	Warner	.....	D3/754 R
2,341,600	2/1944	Daniel	.....	206/472 X
2,797,806	7/1957	Davis	.....	206/566 X
3,755,925	9/1973	Court	.....	206/232 X

[76] Inventors: **James McCreary; Melinda L. McCreary**, both of 47 Old Saw Mill Rd., Trumbull, Conn. 07611

*Primary Examiner*—Bernard Ansher  
*Assistant Examiner*—Paula Mortimer  
*Attorney, Agent, or Firm*—Curtis, Morris & Safford

[\*\*] Term: **14 Years**

[21] Appl. No.: **766,169**

### [57] CLAIM

[22] Filed: **Sep. 26, 1991**

The ornamental design for a hinged jewelry case, as shown and described.

[52] U.S. Cl. .... **D3/295; D3/903**

[58] Field of Search ..... **D3/75, 74, 66, 30.1, D3/76, 39, 72; 206/472, 562, 566, 563, 527, 581, 232, 495; 220/DIG. 26, 339; D6/300**

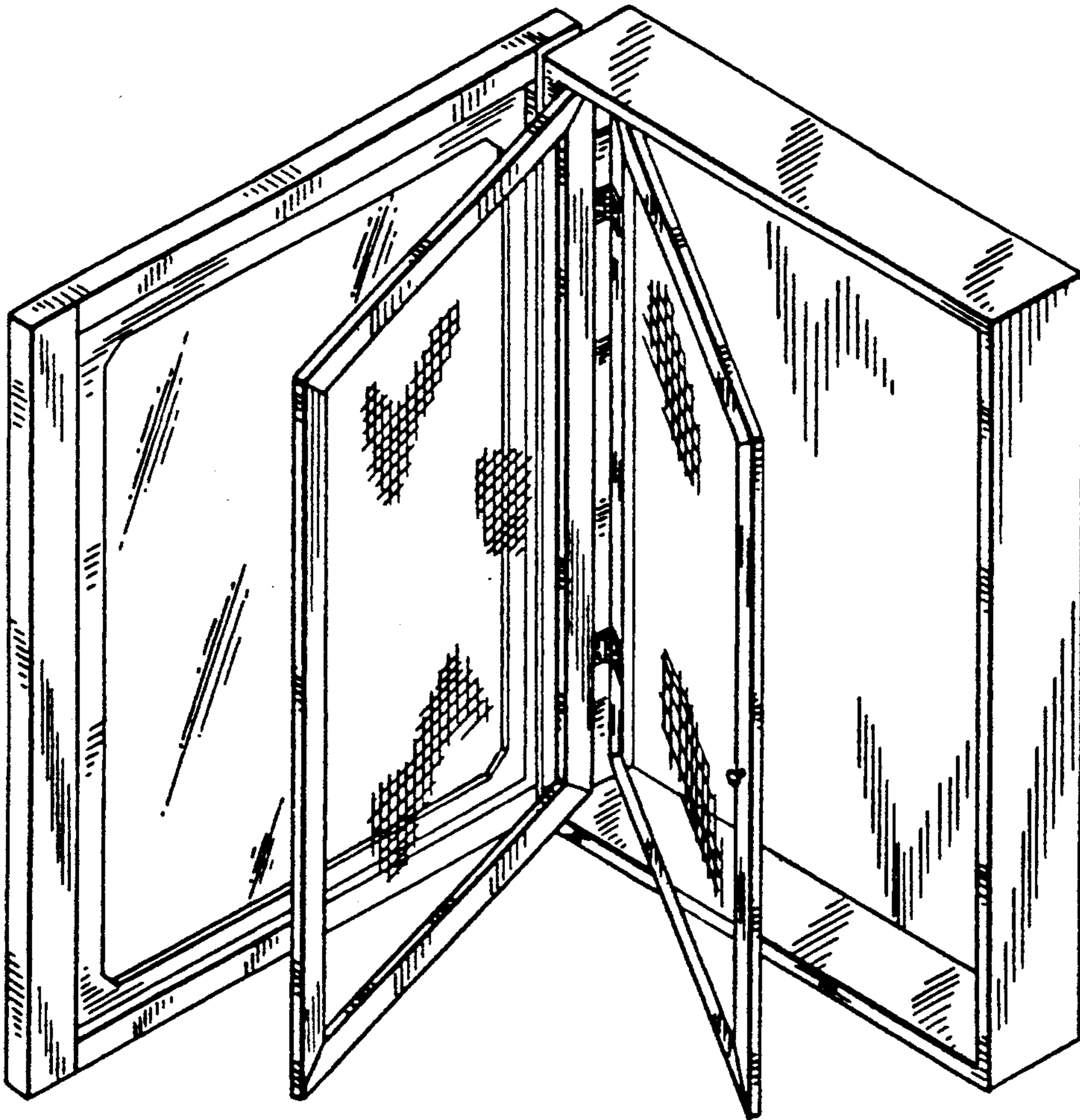
### DESCRIPTION

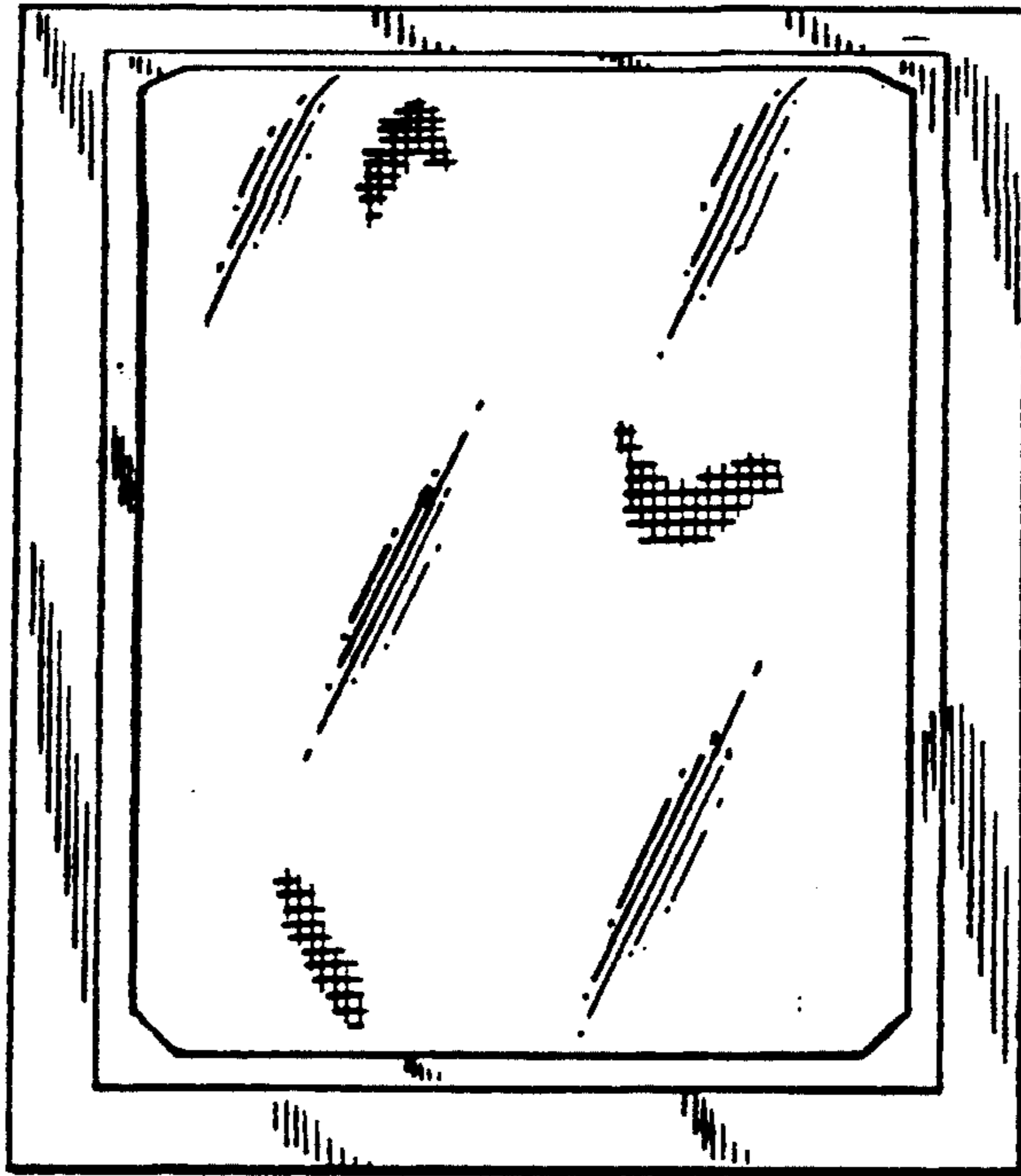
### [56] References Cited

#### U.S. PATENT DOCUMENTS

D. 266,115	9/1982	Glenn, Sr. et al.	.....	D3/75
D. 271,161	11/1983	Compton	.....	D3/664 R
D. 317,380	6/1991	Snyder	.....	D3/74 X
1,739,890	12/1929	Deitel	.....	220/DIG. 26 X
1,788,189	1/1931	Deitel	.....	220/DIG. 26 X

FIG. 1 is a front elevational view of a hinged jewelry case showing our new design;  
FIG. 2 is a top plan view thereof, the bottom plan being a mirror image;  
FIG. 3 is a right side view thereof;  
FIG. 4 is a left side view thereof;  
FIG. 5 is a rear elevational view thereof; and,  
FIG. 6 is a top, front and right side perspective view showing various elements in a partially open position.






*FIG. 1*



*FIG. 2*

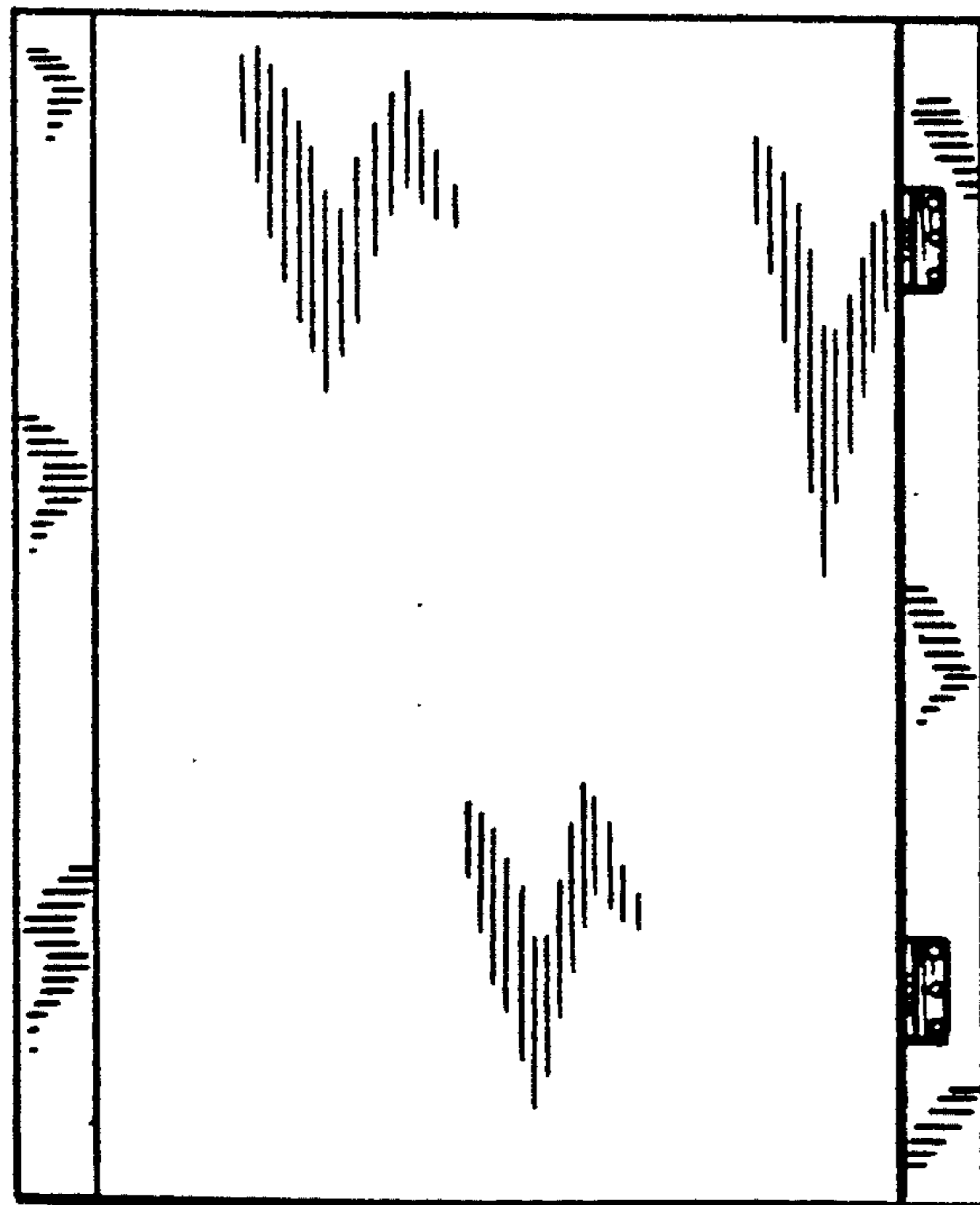


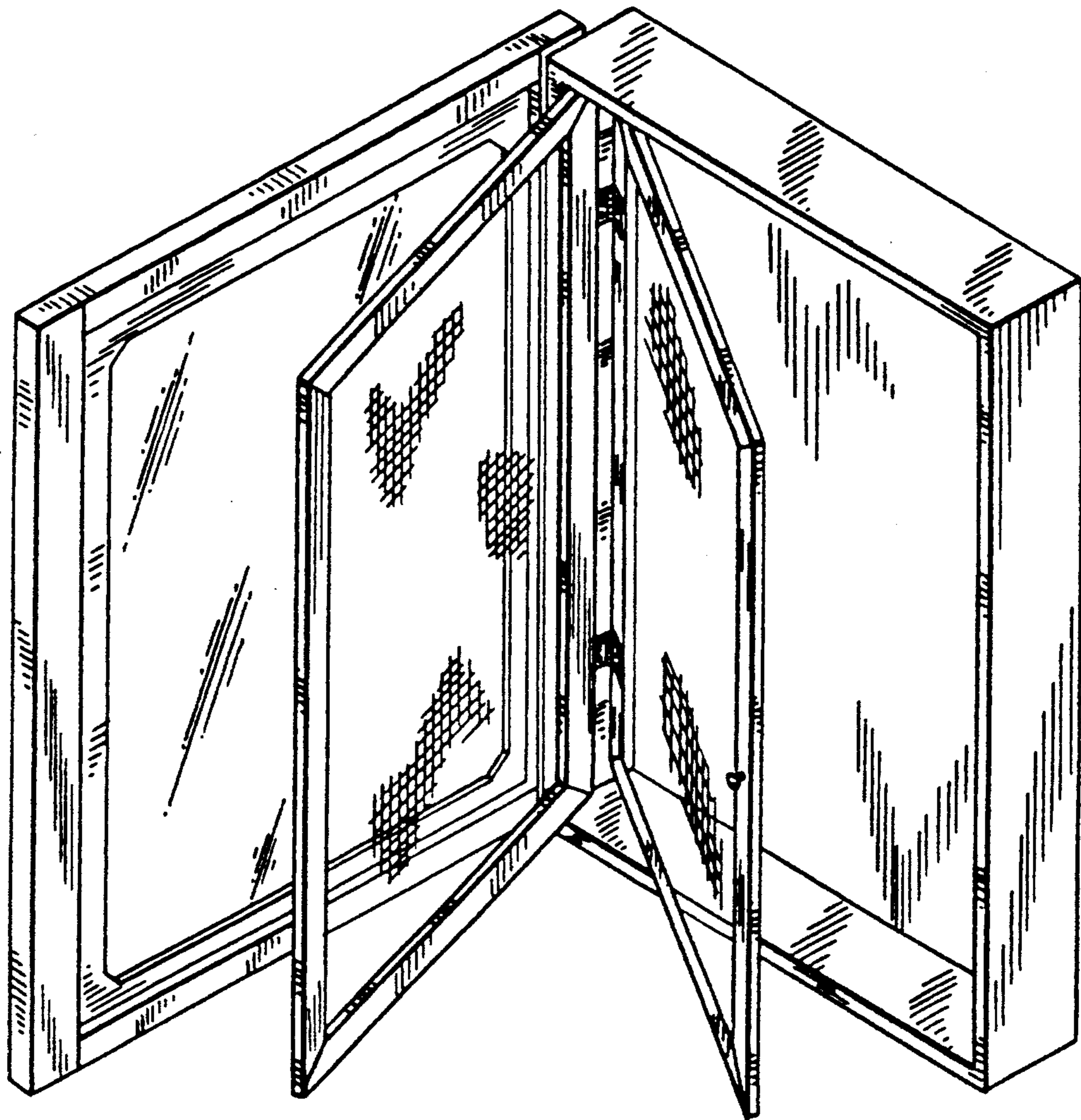
**FIG. 3**



**FIG. 4**

**FIG. 5**





**FIG. 6**